

October 9, 2018

Federal Communications Commission
Office of the Secretary
445 12th Street, SW
Room TW-A325
Washington DC 20554

Appeal – CC Docket 96-45 and 02-6

USAC Appeal Decision Date: September 7, 2018
Form 471 Number: 181033784
FRN Number: 1899064904, 1899064929
Funding Year: 2018
Billed Entity Name: SWEETWATER CO SCHOOL DIST 01
BEN: 142550
SPIN: multiple (143008370, 143001157)
Service Provider: Wyoming.com and CenturyLink Qwest Corp.

Contact Information:

Name: Lori Thompson
E-rate Consultant
Address: 1293 Pinehurst Club Ct
O Fallon, MO 63366
Phone: 636-294-7117
Fax: 636-294-2188
Email: lori@btu-consultants.com

Decision being appealed:

USAC's Denial of our Appeal for the two FRNs listed above on Form 471 # 181033784.

Funding Commitment Decision Letter: The Revised Funding Commitment Decision Letter dated 09/07/2018 states that the district is in an Urban area and not a Rural area.

Requested Action: Based upon the Census information provided the schools in this school district should be designated as Rural and not Urban.

Our basis for this appeal: We had written an appeal to USAC on July 26, 2018. USAC denied it on September 7, 2018. (See Attachment 1.)

The only new evidence we are presenting is the US Census Population July 1, 2017 (V2017) is 23,350 which is a slight decrease from the (V2016). We are simply escalating our original request to the FCC Waiver level. USAC's denial cites 17- During the appeal review you provided a copy of US Census which says the Population estimates, July 1, 2016, (V2016) is 23,755. This is below the 25,000 or more required to change from Urban to Rural status. This did not reverse the decision nor demonstrate that USAC's determination was incorrect. Consequently, your appeal is denied.

Here is what we wrote in the USAC appeal:

Basis for this appeal:

The definition on the USAC website for Urban is: An individual school and library will be designated as "urban" if located in an "Urbanized Area" or "Urban Cluster" with a population of 25,000 or more as determined by the U.S. Census Bureau.

Based on the US Census website the population for the town of Rock Springs, WY is 23,755 and therefore the entities should be Rural and not Urban, which would change the discount rate from 60% to 70% for the following FRNs: 1799096567 and 1799096989. Attached is a copy of the US Census page for Rock Springs, WY.

The FCDL also stated: According to the FCC Order 14-99, all Voice Services are subject to a phase down of support beginning in Funding Year 2015. Therefore, this FRN reduced discount rate is 0% and this FRN is denied.

If the Urban/Rural status for BEN: 142550 Sweetwater Co School District 01 is changed to Rural then the discount rate would change from 60% to 70% for FRNs 1899064904 and 1899604929.

Summary:

We request that the FCC allow the schools in the district to be designated Rural and not Urban.

This difference between the 60% to the 70 % is a total of \$23,268.34. This is a significant amount of money for the district.

FRN	Committed Total (Urban)	Committed Discount (Urban)	Committed Funding Request (Urban)	Requested Rural Total	Rural Discount	Requested Rural Funding Request
1899064904	\$199,537.40	60%	\$119,722.44	\$199,537.40	70%	\$139,676.18
1899064929	\$33,146.00	60%	\$19,887.60	\$33,146.00	70%	\$23,202.20
Total	\$232,683.40		\$139,610.04	\$232,683.40		\$162,878.38
Variance between 60% and 70%				\$23,268.34		

We appreciate the FCC consideration to re-evaluate and fund this request.

Thank you.

Sincerely,

(filed electronically via FCC website)

Lori Thompson, E-rate Consultant Sweetwater Co SD 01

Telephone: 636-294-7117

lori@btu-consultants.com

Attachments below:

1. SLD appeal filed July 26, 2018
2. USAC denial response to the SLD appeal dated September 7, 2018
3. 2016 US Census Bureau for Rock Springs, Wyoming
4. 2017 US Census Bureau for Rock Springs, Wyoming

▼Appeal Information

View Status (-)

Status

USAC issued a revised funding decision on 09/07/2018. Check your Newsfeed for the decision.

Funding Year

2018

Submitting Organization

SWEETWATER CO SCHOOL DIST 01 (BEN: 142550)

Created By

Lori Thompson

Created On

7/26/2018 9:37 AM CDT

▼Main Contact

Name

Lori Thompson

Phone Number

636-294-7117

Email

lori@btu-consultants.com

▼Narrative

The Funding Commitment Decision Letter is dated 06/26/2018 stating the district is in an Urban area and not a Rural area as requested on Form 471 # 181038218. The FCDL stated: Based upon review of your FCC Form 471 application, we were not able to validate your requested rural classification for Stagecoach Elementary, Rock Springs Jr. High School, Pilot Butte Elementary, Sage Elementary, Lincoln Elementary, Black Butte High School, Westridge Elementary School, Walnut Elementary School, Rock Springs High School, and Desert View Elementary School.Â The classification of these entities were changed to Urban based on the US Census Bureau Urban/Rural designation for your location.

Based upon the Census information attached these schools should be designated as Rural and Urban.

The definition on the USAC website for Urban is: An individual school and library will be designated as "urban" if located in an "Urbanized Area" or "Urban Cluster" with a population of 25,000 or more as determined by the U.S. Census Bureau. Based on the US Census website the population for the town of Rock Springs, WY is 23,755 and therefore the entities should be Rural and not Urban, which would change the discount rate from 60% to 70%

▼Appeal Details

Decision appealed by applicant

Funding Commitment Decision Letter

If you wish to modify or cancel your appeal, or, if you have any questions about your appeal, please contact the E-rate Program's Client Service Bureau (CSB) at (888) 203-8100.

View Supporting Documentation (-)

▼Supporting Documentation

Document ID	Document	Description	Upload Stage	Uploaded By	Uploaded On
38202	U.S Census Rock Springs population.pdf	US Census population for Rock Springs	Intake	Lori Thompson	7/26/2018 9:38 AM CDT

Revised Funding Commitment Decision Letter

Funding Year 2018

Contact Information:

Lori Thompson
SWEETWATER CO SCHOOL DIST 01
3550 FOOTHILL BLVD
ROCK SPRINGS, WY 82901
lori@btu-consultants.com

BEN: 142550**Post Commitment Wave:** 6

Totals

Original Commitment Amount	\$17,545.68
Revised Commitment Amount	\$17,545.68

What is in this letter?

Thank you for submitting your post-commitment request for Funding Year 2018 Schools and Libraries Program (E-rate) funding. Attached to this letter, you will find the revised funding statuses and/or post commitment changes to the original Funding Commitment Decision Letter (FCDL) you received. Below are the changes that were made:

- Appeals
- Appeals

The Universal Service Administrative Company (USAC) is providing this information to both the applicant(s) and the service provider(s) so that all parties are aware of the post-commitment changes related to their funding requests and can work together to complete the funding process for these requests.

Next Steps

1. **File the FCC Form 486**, Service Confirmation and Children's Internet Protection Act (CIPA) Certification Form, for any FRNs included in this RFCDL, if you have not already done so. Please review the CIPA requirements and file the form(s).



BEN Name: SWEETWATER CO SCHOOL DIST 01

BEN: 142550

Post Commitment Wave: 6

- o **If USAC approved funding on an FRN in your original FCDL**, the deadline to submit the FCC Form 486 is 120 days from the date of the original FCDL or from the service start date (whichever is later).
 - o **If a new FRN was created for this RFCDL or funding was not approved on an FRN in your original FCDL but is approved in this RFCDL**, the deadline to submit the FCC Form 486 is 120 days from the date of this RFCDL or from the service start date (whichever is later).
2. **Invoice USAC**, if you or your service provider have not already done so. Work with your service provider(s) to determine if your bills will be discounted or if you will request reimbursement from USAC after paying your bills in full.
- **If you (the applicant) are invoicing USAC:** You must pay your service provider(s) the full cost for the services you receive and file the [FCC Form 472](#), the Billed Entity Applicant Reimbursement (BEAR) Form, to invoice USAC for reimbursement of the discounted amount.
 - **If your service provider(s) is invoicing USAC:** The service provider(s) must provide services, bill the applicant for the non-discounted share, and file the [FCC Form 474](#), the Service Provider Invoice (SPI) form, to invoice USAC for reimbursement for the discounted portion of costs. Every funding year, service providers must file an [FCC Form 473](#), the Service Provider Annual Certification Form, to be able to submit invoices and to receive disbursements.
 - **To receive an invoice deadline extension, the applicant or service provider** must request an extension on or before the last date to invoice. **If you anticipate, for any reason, that invoices cannot be filed on time**, USAC will grant a one-time, 120-day invoice deadline extension if timely requested.

How to Appeal or Request a Waiver of a Decision

You can appeal or request a waiver of a decision in this letter **within 60 calendar days** of the date of this letter. Failure to meet this deadline will result in an automatic dismissal of your appeal or waiver request.

Note: The Federal Communications Commission (FCC) will not accept appeals of USAC decisions that have not first been appealed to USAC. However, if you are seeking a waiver of E-rate program rules, you must submit your request to the FCC and not to USAC. USAC is not able to waive the E-rate program rules.

- **To submit your appeal to USAC**, visit the Appeals section in the [E-rate Productivity Center \(EPC\)](#) and provide the required information. USAC will reply to your appeal submissions to confirm receipt. Visit USAC's [website](#) for additional information on submitting an appeal to USAC, including step-by-step instructions.
- **To request a waiver of the FCC's rules or appeal USAC's appeal decision**, please submit it to the FCC in proceeding number CC Docket No. 02-6 using the [Electronic Comment Filing System](#) (ECFS). Include your contact information, a statement that your filing is a waiver request,



BEN Name: SWEETWATER CO SCHOOL DIST 01

BEN: 142550

Post Commitment Wave: 6

identifying information, the FCC rule(s) for which you are seeking a waiver, a full description of the relevant facts that you believe support your waiver request and any related relief, and any supporting documentation.

For appeals to USAC or to the FCC, be sure to keep a copy of your entire appeal, including any correspondence and documentation, and provide a copy to the affected service provider(s).

Obligation to Pay Non-Discount Portion

Applicants are required to pay the non-discount portion of the cost of the eligible products and/or services to their service providers. Service providers are required to bill applicants for the non-discount portion of costs for the eligible products and/or services. The FCC stated that requiring applicants to pay the non-discounted share of costs ensures efficiency and accountability in the program. If using the BEAR invoicing method, the applicant must pay the service provider in full (the non-discount plus discount portion) **before** seeking reimbursement from USAC. If using the SPI invoicing method, the service provider must first bill the applicant **before** invoicing USAC.

Notice on Rules and Funds Availability

The applicants' receipt of funding commitments is contingent on their compliance with all statutory, regulatory, and procedural requirements of the Schools and Libraries Program and the FCC's rules. Applicants who have received funding commitments continue to be subject to audits and other reviews that USAC and/or the FCC may undertake periodically to assure that funds that have been committed are being used in accordance with such requirements. USAC may be required to reduce or cancel funding commitments that were not issued in accordance with such requirements, whether due to action or inaction, including but not limited to that by USAC, the applicant, or the service provider. USAC, and other appropriate authorities (including but not limited to the FCC), may pursue enforcement actions and other means of recourse to collect improperly disbursed funds.



BEN Name: SWEETWATER CO SCHOOL DIST 01

BEN: 142550

Post Commitment Wave: 6

Revised Funding Commitment Decision Overview

Funding Year 2018

Funding Request Number (FRN)	Service Provider Name	Request Type	Revised Committed	Review Status
1899064904	WYOMING.COM	Appeals	\$15,876.00	Denied
1899064929	CenturyLink Qwest Communications Company, LLC	Appeals	\$1,669.68	Denied



BEN Name: SWEETWATER CO SCHOOL DIST 01

BEN: 142550

Post Commitment Wave: 6

Post Commitment Request Number: 116975	Post Commitment Request Type: Appeals	Post Commitment Decision: Denied
--	---	--

FRN: 1899064904	Service Type: Data Transmission and/or Internet Access	Original Status: Funded	Revised Status: Funded
FCC Form 471: 181033784			

Dollars Committed			
Monthly Cost		One-Time Cost	
Months of Service	12		
Total Eligible Recurring Charges	\$26,460.00	Total Eligible One Time Charges	\$0.00
Total Pre-Discount Charges		\$26,460.00	
Discount Rate		60.00%	
Revised Committed Amount		\$15,876.00	

Dates		Service Provider and Contract Information	
Service Start Date	7/1/2018	Service Provider	WYOMING.COM
Contract Expiration Date	6/30/2019	SPIN (498ID)	143008370
Contract Award Date		Contract Number	
Service Delivery Deadline	6/30/2019	Account Number	125527
Expiration Date (All Extensions)		Establishing FCC Form 470	180007930

Consultant Information	
Consultant Name	
Consultant's Employer	
CRN	

Revised Funding Commitment Decision Comments:
--

Post Commitment Rationale:

For the following entities 95369 - Desert View Elementary School; 95374 - NorthPark Elementary School; 95375 - Overland Elementary School; 95377 - Rock Springs High School; 95382 - Walnut Elementary School; 95384 - Westridge Elementary School; 210006 - Black Butte High School; 16051478 - Lincoln Elementary; 16058724 - Sage Elementary; 16068230 - Pilot Butte Elementary; 16079505 - Rock Springs High School; and 95369 Desert View Elementary School. You indicated rural classification for on your FCC Form 471 181033784. USAC's review of your application determined that the BEN's rural classification was not supported by the appropriate documentation. USAC modified the BEN's classification to urban based on the US Census Bureau Urban/Rural designation for the



BEN Name: SWEETWATER CO SCHOOL DIST 01

BEN: 142550

Post Commitment Wave: 6

entity's location. As a result, discount percentage on FCC Form 471 181033784 was changed from 70% to 60%. Since you did not demonstrate in your appeal that the modification USAC made was incorrect, USAC denies your appeal. FCC rules provide that the discount available to an applicant is determined by indicators of poverty and high cost. For schools and school districts, the level of poverty is based on the percentage of the student enrollment that is eligible for a free or reduced price lunch under the National School Lunch Program (NSLP) or a federally-approved alternative mechanism. School districts shall divide the total number of students eligible for the NSLP within the school district by the total number of students within the school district to arrive at a percentage of students eligible. Independent charter schools, private schools, and other eligible educational facilities should calculate a single discount percentage rate based on the total number of students under the control of the central administrative agency. See 47 C.F.R. sec. 54.505(b)(1). For libraries and library systems, the level of poverty is based on the percentage of the student enrollment that is eligible for a free or reduced price lunch under the national school lunch program or a federally-approved alternative mechanism in the public school district in which they are located. When a library system has branches or outlets in more than one public school district, that library system and all library outlets within that system should use the address of the central outlet or main administrative office to determine which school district the library system is in, and should use that school district's level of poverty to determine its discount rate. See 47 C.F.R. sec. 54.505(b)(2) Consortia members shall calculate their discounts by calculating a simple average of the applicable discounts of all consortia member school districts and libraries.) See 47 C.F.R. sec. 54.505(b)(4). An applicant's discount rate is determined by reference to a matrix based upon the level of poverty and whether the entity is classified as rural or urban as determined by the most recent Bureau of the Census rural-urban classification. Urban designation if the entity is located in an urbanized area or urban cluster area with a population equal to or greater than 25,000, while all other entities shall be designated as rural. Any school district that has a majority of schools in a rural area qualifies for the additional rural discount. See 47 C.F.R. sec. 54.505(b)(3)(i)-(ii).



BEN Name: SWEETWATER CO SCHOOL DIST 01

BEN: 142550

Post Commitment Wave: 6

Post Commitment Request Number: 116975	Post Commitment Request Type: Appeals	Post Commitment Decision: Denied
--	---	--

FRN: 1899064929	Service Type: Data Transmission and/or Internet Access	Original Status: Funded	Revised Status: Funded
FCC Form 471: 181033784			

Dollars Committed			
Monthly Cost		One-Time Cost	
Months of Service	12		
Total Eligible Recurring Charges	\$2,782.80	Total Eligible One Time Charges	\$0.00
Total Pre-Discount Charges		\$2,782.80	
Discount Rate		60.00%	
Revised Committed Amount		\$1,669.68	

Dates	
Service Start Date	7/1/2018
Contract Expiration Date	6/30/2019
Contract Award Date	
Service Delivery Deadline	6/30/2019
Expiration Date (All Extensions)	

Service Provider and Contract Information	
Service Provider	CenturyLink Qwest Communications Company, LLC
SPIN (498ID)	143001157
Contract Number	
Account Number	307-324-7811-108B
Establishing FCC Form 470	180007930

Consultant Information	
Consultant Name	
Consultant's Employer	
CRN	

Revised Funding Commitment Decision Comments:
--

Post Commitment Rationale:

For the following enties 95369 - Desert View Elementary School; 95374 - NorthPark Elementary School; 95375 - Overland Elementary School ; 95377 - Rock Springs High School; 95382 - Walnut Elementary School; 95384 - Westridge Elementary School; 210006 - Black Butte High School; 16051478 - Lincoln Elementary; 16058724 - Sage Elementary; 16068230 - Pilot Butte Elementary; 16079505 - Rock Springs High School; and 95369 Desert View Elementary School. You indicated rural classification for on your FCC Form 471 181033784. USAC's review of your application determined that the BEN's rural classification was not supported by the appropriate documentation.



BEN Name: SWEETWATER CO SCHOOL DIST 01

BEN: 142550

Post Commitment Wave: 6



USAC modified the BEN's classification to urban based on the US Census Bureau Urban/Rural designation for the entity's location. As a result, discount percentage on FCC Form 471 181033784 was changed from 70% to 60%. Since you did not demonstrate in your appeal that the modification USAC made was incorrect, USAC denies your appeal. FCC rules provide that the discount available to an applicant is determined by indicators of poverty and high cost. For schools and school districts, the level of poverty is based on the percentage of the student enrollment that is eligible for a free or reduced price lunch under the National School Lunch Program (NSLP) or a federally-approved alternative mechanism. School districts shall divide the total number of students eligible for the NSLP within the school district by the total number of students within the school district to arrive at a percentage of students eligible. Independent charter schools, private schools, and other eligible educational facilities should calculate a single discount percentage rate based on the total number of students under the control of the central administrative agency. See 47 C.F.R. sec. 54.505(b)(1). For libraries and library systems, the level of poverty is based on the percentage of the student enrollment that is eligible for a free or reduced price lunch under the national school lunch program or a federally-approved alternative mechanism in the public school district in which they are located. When a library system has branches or outlets in more than one public school district, that library system and all library outlets within that system should use the address of the central outlet or main administrative office to determine which school district the library system is in, and should use that school district's level of poverty to determine its discount rate. See 47 C.F.R. sec. 54.505(b)(2) Consortia members shall calculate their discounts by calculating a simple average of the applicable discounts of all consortia member school districts and libraries.) See 47 C.F.R. sec. 54.505(b)(4). An applicant's discount rate is determined by reference to a matrix based upon the level of poverty and whether the entity is classified as rural or urban as determined by the most recent Bureau of the Census rural-urban classification. Urban designation if the entity is located in an urbanized area or urban cluster area with a population equal to or greater than 25,000, while all other entities shall be designated as rural. Any school district that has a majority of schools in a rural area qualifies for the additional rural discount. See 47 C.F.R. sec. 54.505(b)(3)(i)-(ii).

QuickFacts

Rock Springs city, Wyoming

QuickFacts provides statistics for all states and counties, and for cities and towns with a *population of 5,000 or more*.

Table

All Topics	Rock Springs city, Wyoming
Population estimates, July 1, 2016, (V2016)	23,755
 PEOPLE	
Population	
Population estimates, July 1, 2016, (V2016)	23,755
Population estimates base, April 1, 2010, (V2016)	23,036
Population, percent change - April 1, 2010 (estimates base) to July 1, 2016, (V2016)	3.1%
Population, Census, April 1, 2010	23,036
Age and Sex	
Persons under 5 years, percent, July 1, 2016, (V2016)	X
Persons under 5 years, percent, April 1, 2010	8.7%
Persons under 18 years, percent, July 1, 2016, (V2016)	X
Persons under 18 years, percent, April 1, 2010	26.4%
Persons 65 years and over, percent, July 1, 2016, (V2016)	X
Persons 65 years and over, percent, April 1, 2010	8.1%
Female persons, percent, July 1, 2016, (V2016)	X
Female persons, percent, April 1, 2010	47.9%
Race and Hispanic Origin	
White alone, percent, July 1, 2016, (V2016) (a)	X
Black or African American alone, percent, July 1, 2016, (V2016) (a)	X
American Indian and Alaska Native alone, percent, July 1, 2016, (V2016) (a)	X
Asian alone, percent, July 1, 2016, (V2016) (a)	X
Native Hawaiian and Other Pacific Islander alone, percent, July 1, 2016, (V2016) (a)	X
Two or More Races, percent, July 1, 2016, (V2016)	X
Hispanic or Latino, percent, July 1, 2016, (V2016) (b)	X
White alone, not Hispanic or Latino, percent, July 1, 2016, (V2016)	X
Population Characteristics	
Veterans, 2012-2016	1,436
Foreign born persons, percent, 2012-2016	5.2%
Housing	
Housing units, July 1, 2016, (V2016)	X
Housing units, April 1, 2010	10,070
Owner-occupied housing unit rate, 2012-2016	71.0%
Median value of owner-occupied housing units, 2012-2016	\$203,800
Median selected monthly owner costs -with a mortgage, 2012-2016	\$1,435
Median selected monthly owner costs -without a mortgage, 2012-2016	\$348
Median gross rent, 2012-2016	\$914
Building permits, 2016	X
Families & Living Arrangements	
Households, 2012-2016	8,784
Persons per household, 2012-2016	2.68
Living in same house 1 year ago, percent of persons age 1 year+, 2012-2016	75.3%
Language other than English spoken at home, percent of persons age 5 years+, 2012-2016	10.4%
Education	
High school graduate or higher, percent of persons age 25 years+, 2012-2016	89.3%
Bachelor's degree or higher, percent of persons age 25 years+, 2012-2016	23.3%
Health	
With a disability, under age 65 years, percent, 2012-2016	7.4%
Persons without health insurance, under age 65 years, percent	 13.3%
Economy	
In civilian labor force, total, percent of population age 16 years+, 2012-2016	73.1%
In civilian labor force, female, percent of population age 16 years+, 2012-2016	62.8%
Total accommodation and food services sales, 2012 (\$1,000) (c)	D
Total health care and social assistance receipts/revenue, 2012 (\$1,000) (c)	140,385

Total manufacturers shipments, 2012 (\$1,000) (c)	D
Total merchant wholesaler sales, 2012 (\$1,000) (c)	281,907
Total retail sales, 2012 (\$1,000) (c)	724,222
Total retail sales per capita, 2012 (c)	\$30,117

Transportation

Mean travel time to work (minutes), workers age 16 years+, 2012-2016	19.4
--	------

Income & Poverty

Median household income (in 2016 dollars), 2012-2016	\$71,044
Per capita income in past 12 months (in 2016 dollars), 2012-2016	\$31,279
Persons in poverty, percent	▲ 11.7%

BUSINESSES

Businesses


Total employer establishments, 2015	X
Total employment, 2015	X
Total annual payroll, 2015 (\$1,000)	X
Total employment, percent change, 2014-2015	X
Total nonemployer establishments, 2015	X
All firms, 2012	2,295
Men-owned firms, 2012	1,192
Women-owned firms, 2012	543
Minority-owned firms, 2012	261
Nonminority-owned firms, 2012	1,870
Veteran-owned firms, 2012	204
Nonveteran-owned firms, 2012	1,893


GEOGRAPHY

Geography

Population per square mile, 2010	1,191.2
Land area in square miles, 2010	19.34
FIPS Code	5667235

Value Notes

 This geographic level of poverty and health estimates is not comparable to other geographic levels of these estimates

Some estimates presented here come from sample data, and thus have sampling errors that may render some apparent differences between geographies statistically indistinguishable. Click the Quick Info  icon to left of each row in TABLE view to learn about sampling error.

The vintage year (e.g., V2016) refers to the final year of the series (2010 thru 2016). *Different vintage years of estimates are not comparable.*

Fact Notes


- (a) Includes persons reporting only one race
- (b) Hispanics may be of any race, so also are included in applicable race categories
- (c) Economic Census - Puerto Rico data are not comparable to U.S. Economic Census data




Value Flags

- Either no or too few sample observations were available to compute an estimate, or a ratio of medians cannot be calculated because one or both of the median estimates falls in the lowest or upper interval of an open ended distribution.
- D Suppressed to avoid disclosure of confidential information
- F Fewer than 25 firms
- FN Footnote on this item in place of data
- NA Not available
- S Suppressed; does not meet publication standards
- X Not applicable
- Z Value greater than zero but less than half unit of measure shown

QuickFacts data are derived from: Population Estimates, American Community Survey, Census of Population and Housing, Current Population Survey, Small Area Health Insurance Estimates, Small Area Income and Poverty Estimates, State and County Housing Unit Estimates, County Business Patterns, Nonemployer Statistics, Economic Census, Survey of Business Owners, Building Permits.

QuickFacts**Rock Springs city, Wyoming**QuickFacts provides statistics for all states and counties, and for cities and towns with a *population of 5,000 or more*.**Table**

ALL TOPICS		Rock Springs city, Wyoming
Population estimates, July 1, 2017, (V2017)		23,350
 PEOPLE		
Population		
Population estimates, July 1, 2017, (V2017)		23,350
Population estimates base, April 1, 2010, (V2017)		23,036
Population, percent change - April 1, 2010 (estimates base) to July 1, 2017, (V2017)		1.4%
Population, Census, April 1, 2010		23,036
Age and Sex		
Persons under 5 years, percent		▲ 8.7%
Persons under 18 years, percent		▲ 28.7%
Persons 65 years and over, percent		▲ 8.5%
Female persons, percent		▲ 47.0%
Race and Hispanic Origin		
White alone, percent (a)		▲ 90.5%
Black or African American alone, percent (a)		▲ 1.3%
American Indian and Alaska Native alone, percent (a)		▲ 0.6%
Asian alone, percent (a)		▲ 0.6%
Native Hawaiian and Other Pacific Islander alone, percent (a)		▲ 0.6%
Two or More Races, percent		▲ 4.8%
Hispanic or Latino, percent (b)		▲ 16.1%
White alone, not Hispanic or Latino, percent		▲ 77.6%
Population Characteristics		
Veterans, 2012-2016		1,436
Foreign born persons, percent, 2012-2016		5.2%
Housing		
Housing units, July 1, 2017, (V2017)		X
Owner-occupied housing unit rate, 2012-2016		71.0%
Median value of owner-occupied housing units, 2012-2016		\$203,800
Median selected monthly owner costs -with a mortgage, 2012-2016		\$1,435
Median selected monthly owner costs -without a mortgage, 2012-2016		\$348
Median gross rent, 2012-2016		\$914
Building permits, 2017		X
Families & Living Arrangements		
Households, 2012-2016		8,784
Persons per household, 2012-2016		2.68
Living in same house 1 year ago, percent of persons age 1 year+, 2012-2016		75.3%
Language other than English spoken at home, percent of persons age 5 years+, 2012-2016		10.4%
Education		
High school graduate or higher, percent of persons age 25 years+, 2012-2016		89.3%
Bachelor's degree or higher, percent of persons age 25 years+, 2012-2016		23.3%
Health		
With a disability, under age 65 years, percent, 2012-2016		7.4%
Persons without health insurance, under age 65 years, percent		▲ 13.3%

Is this page helpful? 
 Yes  No

Economy

In civilian labor force, total, percent of population age 16 years+, 2012-2016	73.1%
In civilian labor force, female, percent of population age 16 years+, 2012-2016	62.8%
Total accommodation and food services sales, 2012 (\$1,000) (c)	D
Total health care and social assistance receipts/revenue, 2012 (\$1,000) (c)	140,385
Total manufacturers shipments, 2012 (\$1,000) (c)	D
Total merchant wholesaler sales, 2012 (\$1,000) (c)	281,907
Total retail sales, 2012 (\$1,000) (c)	724,222
Total retail sales per capita, 2012 (c)	\$30,117

Transportation

Mean travel time to work (minutes), workers age 16 years+, 2012-2016	19.4
--	------

Income & Poverty

Median household income (in 2016 dollars), 2012-2016	\$71,044
Per capita income in past 12 months (in 2016 dollars), 2012-2016	\$31,279
Persons in poverty, percent	▲ 11.7%


**BUSINESSES****Businesses**


Total employer establishments, 2016	X
Total employment, 2016	X
Total annual payroll, 2016 (\$1,000)	X
Total employment, percent change, 2015-2016	X
Total nonemployer establishments, 2016	X
All firms, 2012	2,295
Men-owned firms, 2012	1,192
Women-owned firms, 2012	543
Minority-owned firms, 2012	261
Nonminority-owned firms, 2012	1,870
Veteran-owned firms, 2012	204
Nonveteran-owned firms, 2012	1,893

**GEOGRAPHY****Geography**

Population per square mile, 2010	1,191.2
Land area in square miles, 2010	19.34
FIPS Code	5667235

Value Notes

 Estimates are not comparable to other geographic levels due to methodology differences that may exist between different data sources.

Some estimates presented here come from sample data, and thus have sampling errors that may render some apparent differences between geographies statistically indistinguishable. Click the Quick Info  icon to the TABLE view to learn about sampling error.

The vintage year (e.g., V2017) refers to the final year of the series (2010 thru 2017). *Different vintage years of estimates are not comparable.*

Fact Notes

- (a) Includes persons reporting only one race
- (b) Hispanics may be of any race, so also are included in applicable race categories
- (c) Economic Census - Puerto Rico data are not comparable to U.S. Economic Census data

Value Flags

- D** Suppressed to avoid disclosure of confidential information
- F** Fewer than 25 firms
- FN** Footnote on this item in place of data
- NA** Not available
- S** Suppressed; does not meet publication standards
- X** Not applicable
- Z** Value greater than zero but less than half unit of measure shown
- Either no or too few sample observations were available to compute an estimate, or a ratio of medians cannot be calculated because one or both of the median estimates falls in the lowest or upper in distribution.

QuickFacts data are derived from: Population Estimates, American Community Survey, Census of Population and Housing, Current Population Survey, Small Area Health Insurance Estimates, Small Area Income and State and County Housing Unit Estimates, County Business Patterns, Nonemployer Statistics, Economic Census, Survey of Business Owners, Building Permits.

ABOUT US

Are You in a Survey?
FAQs
Director's Corner
Regional Offices
History
Research
Scientific Integrity
Census Careers
Diversity @ Census
Business Opportunities
Congressional and Intergovernmental
Contact Us

FIND DATA

QuickFacts
American FactFinder
2010 Census
Economic Census
Interactive Maps
Training & Workshops
Data Tools
Developers
Catalogs
Publications

BUSINESS & INDUSTRY

Help With Your Forms
Economic Indicators
Economic Census
E-Stats
International Trade
Export Codes
NAICS
Governments
Longitudinal Employer-Household Dynamics (LEHD)
Survey of Business Owners

PEOPLE & HOUSEHOLDS

2020 Census
2010 Census
American Community Survey
Income
Poverty
Population Estimates
Population Projections
Health Insurance
Housing
International
Genealogy

SPECIAL TOPICS

Advisors, Centers and Research Programs
Statistics in Schools
Tribal Resources (AIAN)
Emergency Preparedness
Statistical Abstract
Special Census Program
Data Linkage Infrastructure
Fraudulent Activity & Scams
USA.gov

NEWSROOM

News Releases
Release Schedule
Facts for Features
Stats for Stories
Blogs

CONNECT WITH US

Accessibility | Information Quality | FOIA | Data Protection and Privacy Policy | U.S. Department of Commerce

Is this page helpful? 
 Yes  No