



**800 MHz TRANSITION ADMINISTRATOR, LLC
QUARTERLY PROGRESS REPORT
FOR THE QUARTER ENDED DECEMBER 31, 2018**

MARCH 1, 2019

Brett Haan

Deloitte Consulting LLP
1919 N. Lynn Street
Arlington, VA 22209
T: 571.814.7380
bhaan@deloitte.com

Brett Olson

Deloitte Consulting LLP
7900 Tysons One Place, Suite 800
McLean, VA 22102
T: 571.814.0845
brobson@deloitte.com

Robert B. Kelly

Squire Patton Boggs (US) LLP
2550 M Street, NW
Washington, DC 20037
T: 202.626.6216
F: 202.457.6315
robert.kelly@squirepb.com

Alan J. (Joe) Boyer

Baseline Wireless Services, LLC
777 29th Street, Suite 400
Boulder, CO 80303
T: 303.444.1480
F: 888.361.0603
JBoyer@BaselineTelecom.com

TABLE OF CONTENTS

OVERVIEW	1
I. RECENT DEVELOPMENTS	5
A. Certifications of Completion of Band Reconfiguration	5
B. Vacated Channels and NPSPAC Clearing	5
II. QUARTERLY UPDATE.....	7
A. Update by Stage and Wave	7
1. Stage 1 (Channels 1-120).....	7
2. Stage 2 (NPSPAC and Expansion Band).....	8
3. Canadian Border Regions	11
4. Mexican Border	13
5. Change Notices and Amendments	17
B. Program Financial Information.....	17
1. Reconfiguration Expenditures	17
2. Letter of Credit	18
3. External Audit.....	18
4. Transition Administrator.....	19
5. Closing Process and Reconfiguration Completion Certifications.....	20
C. Specialized Support Functions.....	22
1. TA-Produced Materials, TA’s Website, and Outreach Activities.....	22
2. Frequency Reconfiguration Agreement Review	22
III. APPENDICES	23
APPENDIX 1	Status of Reconfiguration for Non-Border Licensees in Channels 1-120, Canadian Border Region Licensees in Stage 1, and Mexican Border Non-Public Safety Licensees: Milestones Completed by Number of Frequency Reconfiguration Agreements, Per Wave, Per Region, as of December 31, 2018
APPENDIX 2	Status of Reconfiguration for Licensees in Channels 1-120, the Expansion Band, National Public Safety Planning Advisory Committee (“NPSPAC”) Channels, the Southeast Enhanced Specialized Mobile Radio (“ESMR”) Band, and the ESMR Band: Milestones Completed by Number of Call Signs, Per Wave, Per Region, as of December 31, 2018 and Maps of Channels 1-120 Clearing, Expansion Band Reconfiguration Status, NPSPAC Channels Cleared, NPSPAC Regions in which TA Certified Band Reconfiguration is Complete, and Southeast ESMR Band Reconfiguration Status

APPENDIX 3	Status of Reconfiguration for Non-Border Licensees in NPSPAC Channels, Canadian Border Region Licensees in Stage 2, Mexican Border Public Safety Licensees, and Licensees in the ESMR Band: Milestones Completed by Number of Frequency Reconfiguration Agreements, Per Wave, Per Region, as of December 31, 2018
APPENDIX 4	Entities Filing Expansion Band Elections, as of December 31, 2018
APPENDIX 5	Call Sign-Related Reconfiguration Information, as of December 31, 2018 and Maps of Canadian Border Region Stages 1 and 2 Clearing Progress
APPENDIX 6	Status of Frequency Reconfiguration Agreement Review for Non-Border and Canadian Border Region Stage 1, Per Wave, Per Region, as of December 31, 2018
APPENDIX 7	Status of Frequency Reconfiguration Agreement Review for Non-Border and Canadian Border Region Stage 2, Per Wave, Per Region, as of December 31, 2018
APPENDIX 8	Summary of FRAs and PFAs that have Closed, as of December 31, 2018
APPENDIX 9	Summary of FRAs and PFAs that have not Closed, as of December 31, 2018
APPENDIX 10	800 MHz Transition Administrator, LLC Fees and Expenses through December 31, 2018

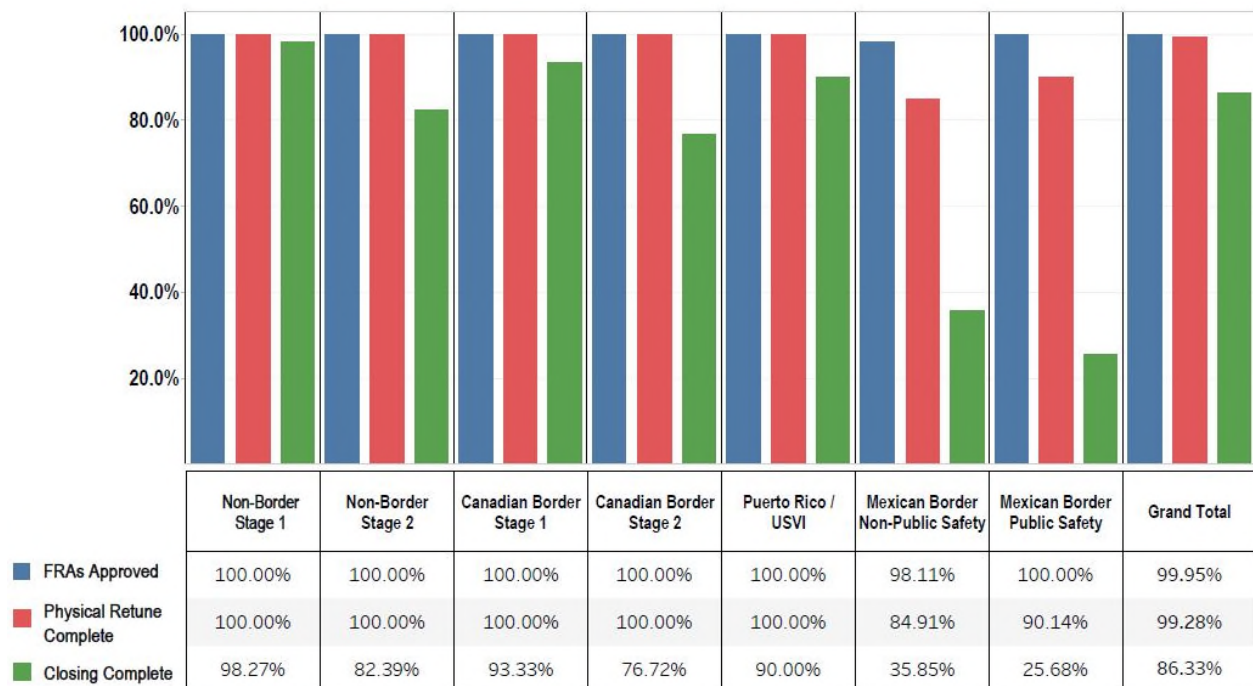
OVERVIEW

The 800 MHz Transition Administrator, LLC (“TA”) provides its Quarterly Progress Report to the Federal Communications Commission (“FCC”) regarding the progress of the reconfiguration of the 800 MHz band for the quarter ended December 31, 2018. Pursuant to the FCC’s *Reconfiguration Orders*,¹ the TA, as the manager of the reconfiguration effort, is required to report on a quarterly basis the progress of band reconfiguration.²

Reconfiguration Progress Overview

Chart 1 shows the status of Frequency Reconfiguration Agreement (“FRA”) negotiations, implementation, and closing for each stage of the reconfiguration program as of December 31, 2018.

Chart 1: Status of Negotiations, Physical Retuning, and Closing³



¹ Improving Public Safety Communications in the 800 MHz Band, *Report and Order*, Fifth Report and Order, Fourth Memorandum Opinion and Order, and Order, 19 FCC Rcd 14969 (2004) (“*Report and Order*”); Supplemental Order and Order on Reconsideration, 19 FCC Rcd 25120 (2004); Second Report and Order, 23 FCC Rcd 7605 (2008); Third Report and Order and Third Further Notice of Proposed Rulemaking, 25 FCC Rcd 4443 (2010); Fourth Report and Order, 26 FCC Rcd 1937 (2011); Fifth Report and Order, 28 FCC Rcd 4085 (2013) (collectively “*Reconfiguration Orders*”).

² See 47 C.F.R. § 90.676(b)(3).

³ Non-border Stage 1 (one FRA), non-border Stage 2 (28 FRAs), and Mexican Border Public Safety (three FRAs) each include FRAs for agencies that are users on another licensee’s radio system. These agencies have no channels

Mexican Border Licensees⁴

All of the 127 FRAs anticipated for Mexican border licensees have been negotiated and submitted to the TA. After FRA approval by the TA, licensees with replacement frequencies that are clear may proceed with implementation activities. Mexican border licensees retuned, reflashed, or replaced approximately 2,600 radios (first touches) in the fourth quarter of 2018, raising the total number complete to approximately 253,000 radios as of December 31, 2018. During the fourth quarter of 2018, twelve Mexican border licensees completed their physical retunes.⁵ As of December 31, 2018, Mexican border licensees in 109 FRAs (including 64 FRAs for Public Safety licensees and 45 FRAs for non-Public Safety licensees) completed their physical retunes and transitioned to their new channels. The percentage of Mexican border FRAs with physical retuning complete increased over the past year from 60 percent as of December 31, 2017 to 88 percent as of December 31, 2018. All of the licensees in NPSPAC Region 3: Arizona have completed physical reconfiguration activities.⁶ The last remaining licensees in NPSPAC Region 29: New Mexico completed physical reconfiguration activities during the fourth quarter of 2018. Chart 2 shows the reconfiguration status of the FRAs for Mexican border non-Public Safety and Public Safety licensees.

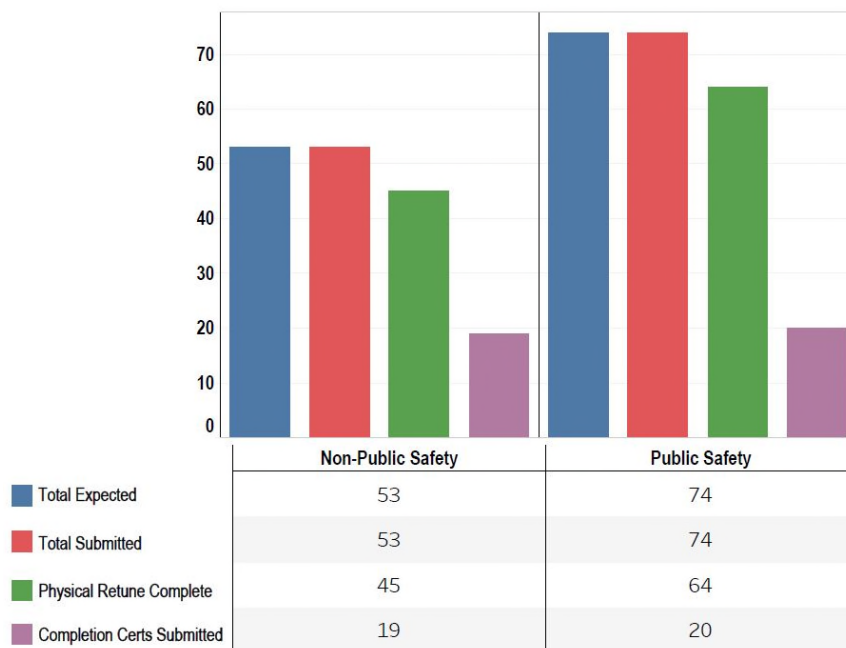
to clear and therefore will not achieve the milestone used by Sprint Corporation (“Sprint”) and the TA to measure the completion of physical retuning, so those FRAs are not included in the calculations for the physical retune complete percentages.

⁴ The term “Mexican border licensees” includes U.S. licensees operating in the Sharing Zone (*i.e.*, within 110 kilometers of the U.S.-Mexico border) and in the portions of the NPSPAC regions bordering Mexico that are outside the Sharing Zone.

⁵ The completion of physical retuning means the licensee retuned its infrastructure to operate on its replacement frequencies and cleared its old frequencies (*i.e.*, it retuned its base stations to its new channels). The licensee may need to complete a second (or subsequent) touch of its subscriber units to remove the pre-rebanding channels.

⁶ The completion of all physical reconfiguration activities includes the completion of physical retuning (as defined in footnote 5) and, where applicable, completion of the “second touch.” Completion of the “second touch” means that the licensee, if provided for in the FRA, has completed a second (or subsequent) touch of its subscriber units to remove the pre-rebanding channels.

Chart 2: Mexican Border FRAs Reconfiguration Status as of December 31, 2018



Mexican border licensees, especially those that block or have interoperability dependencies with other U.S. licensees, should continue with implementation activities to the extent authorized by the TA. A delay in the completion of an implementation task by a licensee that has a downstream impact on other licensees (*e.g.*, by blocking another licensee's replacement frequencies) can have a cascading effect and cause delays for other dependent licensees and, in some cases, for an entire region.

All border area licensees in Mexico cleared their frequencies by the end of September 2018. There were unlicensed operations in Mexico that blocked two U.S. licensees as of December 31, 2018. The FCC and the Government of Mexico are aware of these operations and are working to clear them to remove any remaining blocks to completion of rebanding. After a U.S. licensee's replacement frequencies are clear of blocks in Mexico, the TA grants full approval of the FRA, and the licensee may modify its FCC licenses, reconfigure its infrastructure, and move forward with its remaining implementation activities. The TA granted full approval of nine FRAs for affected U.S. licensees during the fourth quarter of 2018. As of December 31, 2018, the TA had granted full approval of 54 FRAs for affected U.S. licensees. Only two FRAs with conditional approval remain. The affected licensees that remain blocked are located in Texas.

Licensees that have been informed their replacement frequencies are clear are completing their implementation activities. A number of licensees in Texas completed their infrastructure reconfigurations during the fourth quarter of 2018. According to reports from licensees and Sprint, the implementation work is generally occurring rapidly because the licensees had done the necessary preparatory activities and were well positioned when their replacement frequencies became available. Licensees that completed infrastructure reconfiguration are working on the second touch of their subscriber units, if provided for in their FRAs.

Non-Border and Canadian Border Licensees

Physical retuning was complete for 100 percent of FRAs for non-border Stage 2 (NPSPAC and Expansion Band) licensees as of October 2017. All Canadian border Stage 1 (non-Public Safety) and Stage 2 (Public Safety) licensees have completed their physical retunes and transitioned to their new channels. Non-border and Canadian border licensees are strongly encouraged to complete all the necessary activities towards closing their FRAs as quickly as possible.

Closing of Reconfiguration Activities

Closing requirements are established by the FCC's Orders and the contractual provisions of the Planning Funding Agreement ("PFA") or the FRA. A licensee's obligation to complete reconfiguration in good faith is not fulfilled until the completion of all closing requirements following physical reconfiguration. The FCC's Public Safety and Homeland Security Bureau ("PSHSB") has reminded licensees that closing activities "are requirements of the reconfiguration program."⁷

During the fourth quarter of 2018, four FRA Completion Certifications were submitted to the TA. As of December 31, 2018, 1,838 FRAs had closed, which includes 19 FRAs that are pending TA review of the FRA Completion Certification. Of the FRAs for which physical reconfiguration activities were complete, there were 229 FRAs pending in the closing process as of December 31, 2018. Licensees and Sprint are encouraged to work on and complete closing activities. Delays in closing can result in misplaced or lost actual cost support documentation resulting in the licensee not being reimbursed for undocumented costs, delays in licensees receiving final payments, and other issues that could substantially impact amounts owed by or due to Sprint.

⁷ See Improving Public Safety Communications in the 800 MHz Band, Supplemental Requests for Waiver of June 26, 2008 Rebanding Deadline for Non-Border Regions, March 19, 2012 Rebanding Deadline for Puerto Rico and April 15, 2013 Rebanding Deadline for U.S.-Canada Border Regions, *Order*, 30 FCC Rcd 200, 202, para. 10 (2015).

I. RECENT DEVELOPMENTS

This section discusses recent developments in the program.

A. Certifications of Completion of Band Reconfiguration

On November 21, 2018, the TA certified that band reconfiguration is complete in the Northern Mariana Islands and Guam.⁸ As of December 31, 2018, the TA had certified that band reconfiguration is complete in a total of 43 NPSPAC regions and three U.S. territories pursuant to the requirements in the *Report and Order* and the FCC's rules.⁹ On February 14, 2019, the TA certified that band reconfiguration is complete in NPSPAC Region 6: California – North.¹⁰ The certifications signify that all licensees in these regions that were subject to reconfiguration have relocated to their new channels and modified their FCC licenses to delete their old frequencies or cancelled their licenses. Licensees in these regions still may need to complete a second (or subsequent) touch of their subscriber units to remove the pre-rebanding channels, submit final reconfiguration cost documentation to Sprint and/or the TA, complete the Actual Cost Reconciliation process, or close their FRAs in order for them to complete their individual reconfiguration activities.

B. Vacated Channels and NPSPAC Clearing

The FCC tasked the TA with monitoring the NPSPAC clearing process in its October 30, 2008 Order.¹¹ As NPSPAC licensees modify their licenses to clear channels in the old NPSPAC band and reach certain clearing benchmarks in NPSPAC regions, Sprint will vacate additional Expansion Band and Guard Band spectrum in those regions. During the fourth quarter of 2018, three NPSPAC regions showed increased clearing: Region 29: New Mexico, Region 53: Texas – San Antonio, and Region 50: Texas – El Paso. Map 1 contains information about the status of

⁸ See Letters from Brett S. Haan, TA, to David L. Furth, PSHSB, WT Docket No. 02-55 (filed Nov. 21, 2018).

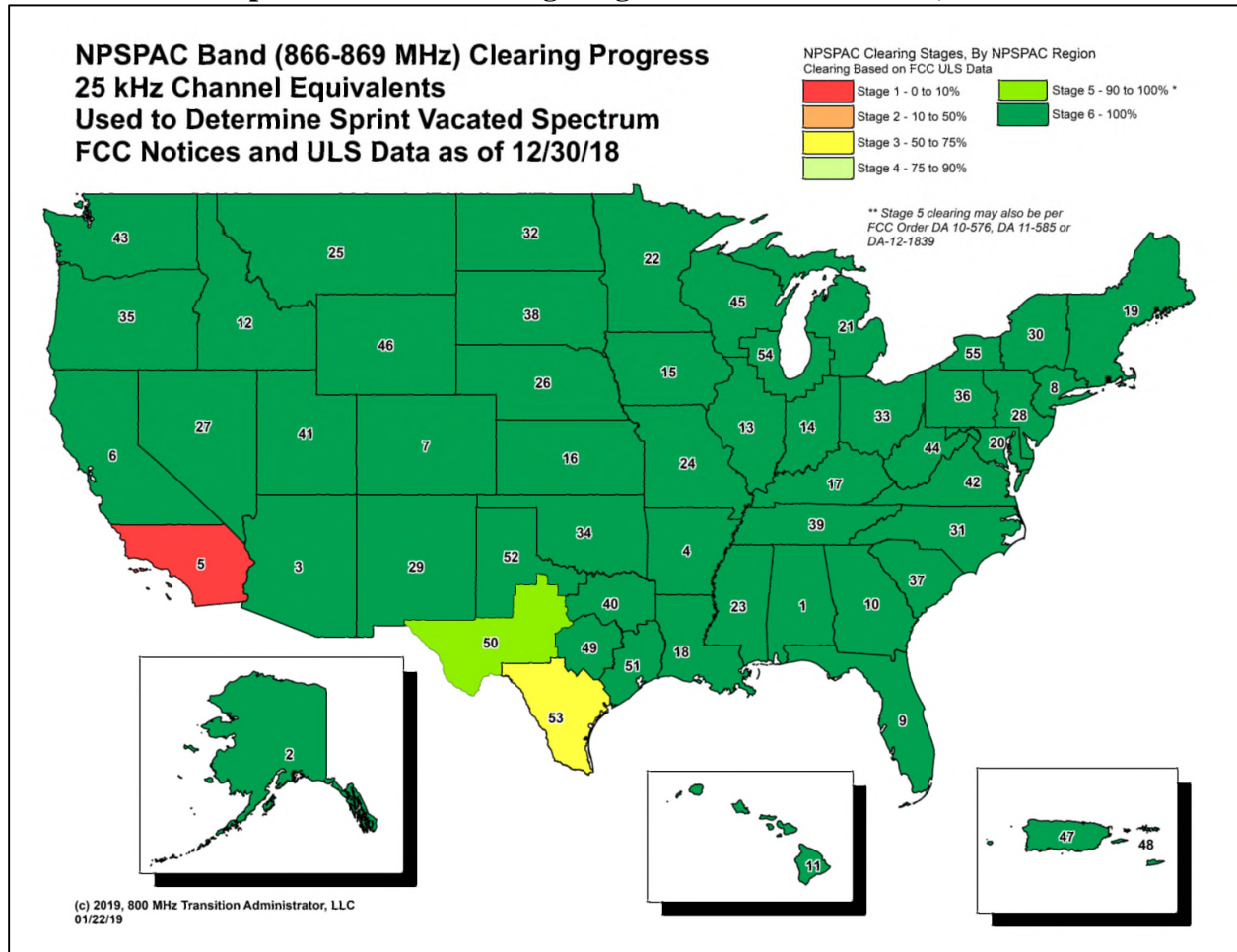
⁹ The regions are NPSPAC Region 1: Alabama, Region 2: Alaska, Region 7: Colorado, Region 8: New York – Metropolitan, Region 9: Florida, Region 10: Georgia, Region 11: Hawaii, Region 12: Idaho, Region 13: Illinois, Region 14: Indiana, Region 15: Iowa, Region 16: Kansas, Region 17: Kentucky, Region 18: Louisiana, Region 19: New England, Region 20: Maryland, Washington, DC, and Virginia – Northern, Region 21: Michigan, Region 22: Minnesota, Region 23: Mississippi, Region 24: Missouri, Region 25: Montana, Region 26: Nebraska, Region 28: New Jersey, Pennsylvania, and Delaware, Region 30: New York – Albany, Region 31: North Carolina, Region 32: North Dakota, Region 33: Ohio, Region 35: Oregon, Region 36: Pennsylvania, Region 37: South Carolina, Region 38: South Dakota, Region 39: Tennessee, Region 41: Utah, Region 42: Virginia, Region 43: Washington Region 44: West Virginia, Region 45: Wisconsin, Region 46: Wyoming, Region 47: Puerto Rico, Region 48: U.S. Virgin Islands, Region 51: Texas – Houston, Region 54: Chicago – Metropolitan, and Region 55: New York – Buffalo. The three U.S. territories are American Samoa, the Northern Mariana Islands and Guam. Appendix 2 contains a map of the regions for which the TA filed certifications as of December 31, 2018.

¹⁰ See Letter from Brett S. Haan, TA, to David L. Furth, PSHSB, WT Docket No. 02-55 (filed Feb. 14, 2019).

¹¹ See Improving Public Safety Communications in the 800 MHz Band, Relinquishment By Sprint Nextel of Channels in the Interleaved, Expansion, and Guard Bands, *Order*, 23 FCC Rcd 15966, 15973, para. 18 (2008).

clearing of channels in the old NPSPAC band in each region.¹² The TA encourages licensees to file FCC license modifications necessary to delete reconfigured frequencies as soon as possible after clearing those frequencies.

Map 1: NPSPAC Clearing Progress as of December 31, 2018¹³



¹² Appendix 2 contains additional tables and maps detailing the progress in clearing NPSPAC regions and frequencies.

¹³ The percentages for the stages noted in Map 1 were modified by the FCC's March 31, 2010 Order and the data in the map reflects those percentages and stages. See *Improving Public Safety Communications in the 800 MHz Band, Relinquishment By Sprint Nextel of Channels in the Interleaved, Expansion, and Guard Bands*, Order, 25 FCC Rcd 3270 (2010). Pursuant to that Order, the FCC's March 31, 2011 Order, and the FCC's November 27, 2012 Public Notice, certain NPSPAC regions were classified as Stage 5 without regard to the percentage of actual clearing of NPSPAC channels. See *Improving Public Safety Communications in the 800 MHz Band, Relinquishment By Sprint Nextel of Channels in the Interleaved, Expansion, and Guard Bands*, Order, 26 FCC Rcd 5004 (2011); "Public Safety and Homeland Security Bureau Announces Application and Licensing Procedures for Channels in Non-Border Regions Relinquished by Sprint Nextel Corporation in the 809.5-815/854.5-860 MHz Band," Public Notice, 27 FCC Rcd 14785 (2012). Appendix 2 contains a map that shows stages based on actual clearing of NPSPAC channels.

II. QUARTERLY UPDATE

This section highlights the key areas within each stage and provides financial and support information about the program.

A. Update by Stage and Wave

The band reconfiguration program in non-border areas consists of two stages of activity: the clearing of 806-809 MHz/851-854 MHz (Channels 1-120)¹⁴ in Stage 1 and the relocation of NPSPAC channel users to this vacated spectrum in Stage 2.

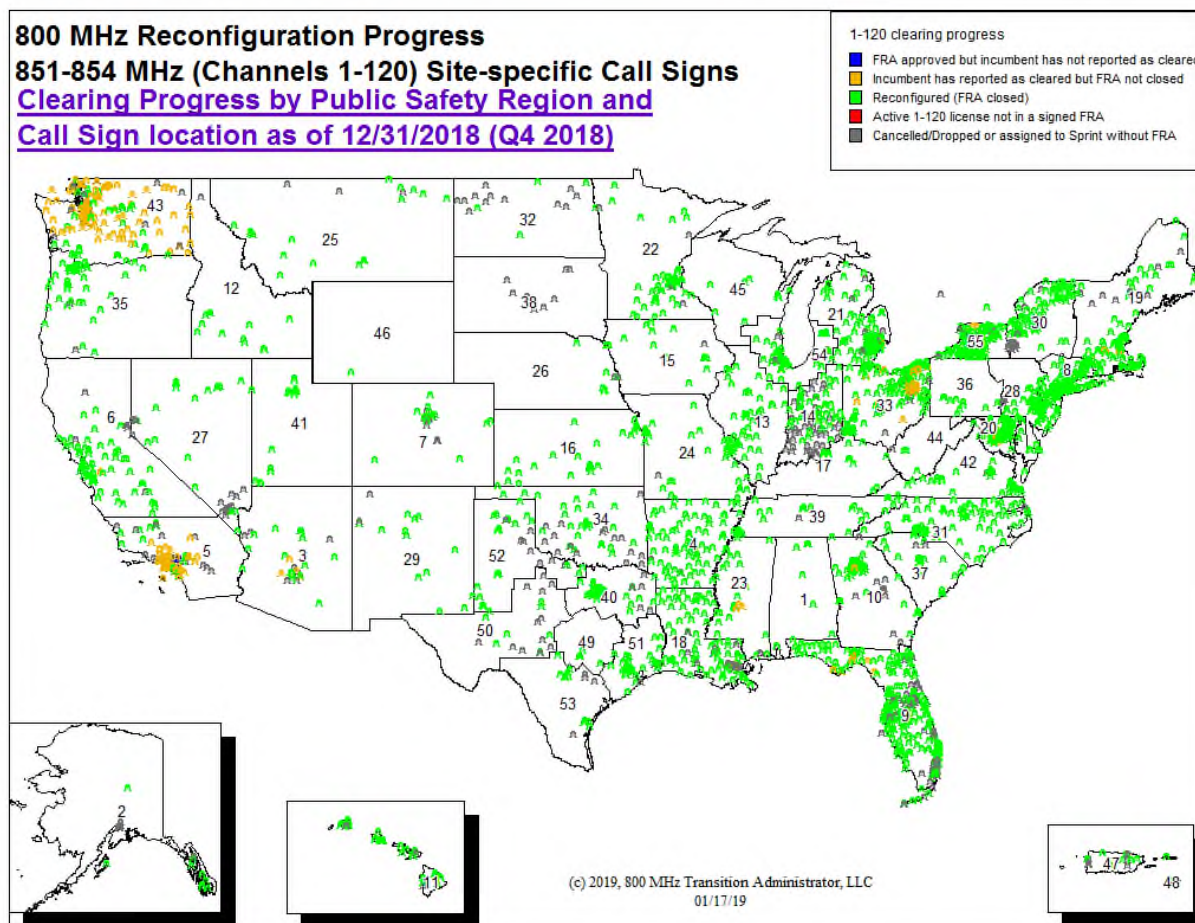
1. Stage 1 (Channels 1-120)

Reconfiguration of non-border Stage 1 licensees is complete. FRA negotiations for non-border Stage 1 licensees are complete. As of July 2015, physical retuning was complete for 926 FRAs, which is 100 percent of non-border Channels 1-120 FRAs.¹⁵ Appendix 1A provides additional information. As of December 31, 2018, 99 percent of the Stage 1 Channels 1-120 site-specific call signs, including border areas, were reported by Sprint as being cleared by licensees. Map 2 shows the progress of clearing Channels 1-120 to allow relocation of the NPSPAC band, with material progress in all areas of the country.

¹⁴ The references herein to Channels 1-120 reflect the pre-rebanding channel designations of the 806-809 MHz/851-854 MHz band segment. Post-rebanding, this band segment is the NPSPAC band designated as Channels 1-230.

¹⁵ The FRA total for non-border Stage 1 includes one FRA for an agency that is a user on another licensee's radio system. This agency has no channels to clear and therefore will not achieve the milestone used by Sprint and the TA to measure the completion of physical retuning, so this FRA is not included in the calculation for the physical retune complete percentage.

Map 2: Channels 1-120 Locations and Reconfiguration Status, by NPSPAC Region as of December 31, 2018¹⁶



2. Stage 2 (NPSPAC and Expansion Band)

a. Negotiations

All of the 852 FRAs anticipated for non-border Stage 2 licensees have been submitted to the TA. The TA has approved 852 FRAs with a contract value, including amendments, totaling \$793.5 million.

b. Reconfiguration Implementation

Non-border Stage 2 licensees retuned, reflashed, or replaced approximately 1,577,100 radios (first touches). As shown in Table 1, there were 824 non-border Stage 2 FRAs for which

¹⁶ The licensee clearing information is provided by Sprint. Locations noted on the map are based upon ULS data regarding Channels 1-120 licensing as of November 2004.

licensees had completed their physical retunes and transitioned to their new channels. As of October 2017, physical retuning was complete for 100 percent of non-border Stage 2 FRAs.¹⁷

Table 1: Status of Reconfiguration for Stage 2 (NPSPAC and Expansion Band) Licensees as of December 31, 2018 (milestones achieved by number of FRAs)¹⁸

		Wave 1	Wave 2	Wave 3 ¹⁹	Wave 4	Total
FRA Negotiations and Approval	Stage 2 Anticipated FRAs*	355	225	228	44	852
	FRAs Submitted to TA	355	225	228	44	852
	FRAs Approved by TA	355	225	228	44	852
	% of Anticipated FRAs Approved by TA	100%	100%	100%	100%	100%
Reconfiguration Implementation and Closing	# of FRAs with Physical Retunes Reported as Completed	339	222	219	44	824
	% of Anticipated FRAs with Physical Retunes Reported as Completed²⁰	100%	100%	100%	100%	100%
	Completion Certifications Submitted to TA	300	188	191	34	713
	Completion Certifications Assessed by TA	297	184	187	34	702
	% of Anticipated FRAs with Completion Certifications Assessed by TA	84%	81%	82%	77%	82%

* This table does not include FRAs for licensees with systems located in or affected by the FCC-defined border areas with Canada and Mexico.

¹⁷ The FRA total for non-border Stage 2 includes 28 FRAs for agencies that are users on another licensee's radio system. These agencies have no channels to clear and therefore will not achieve the milestone used by Sprint and the TA to measure the completion of physical retuning, so these FRAs are not included in the calculation for the physical retune complete percentage.

¹⁸ Sprint is the data source for the number of anticipated FRAs in row 2 and the number of FRAs with physical retunes reported as completed in row 6. The figures have not been verified by the TA. Given that some FRAs noted in the table are for licensees with mobile-only systems, there will be a difference between the number of FRAs and the number of FRAs reporting frequencies cleared.

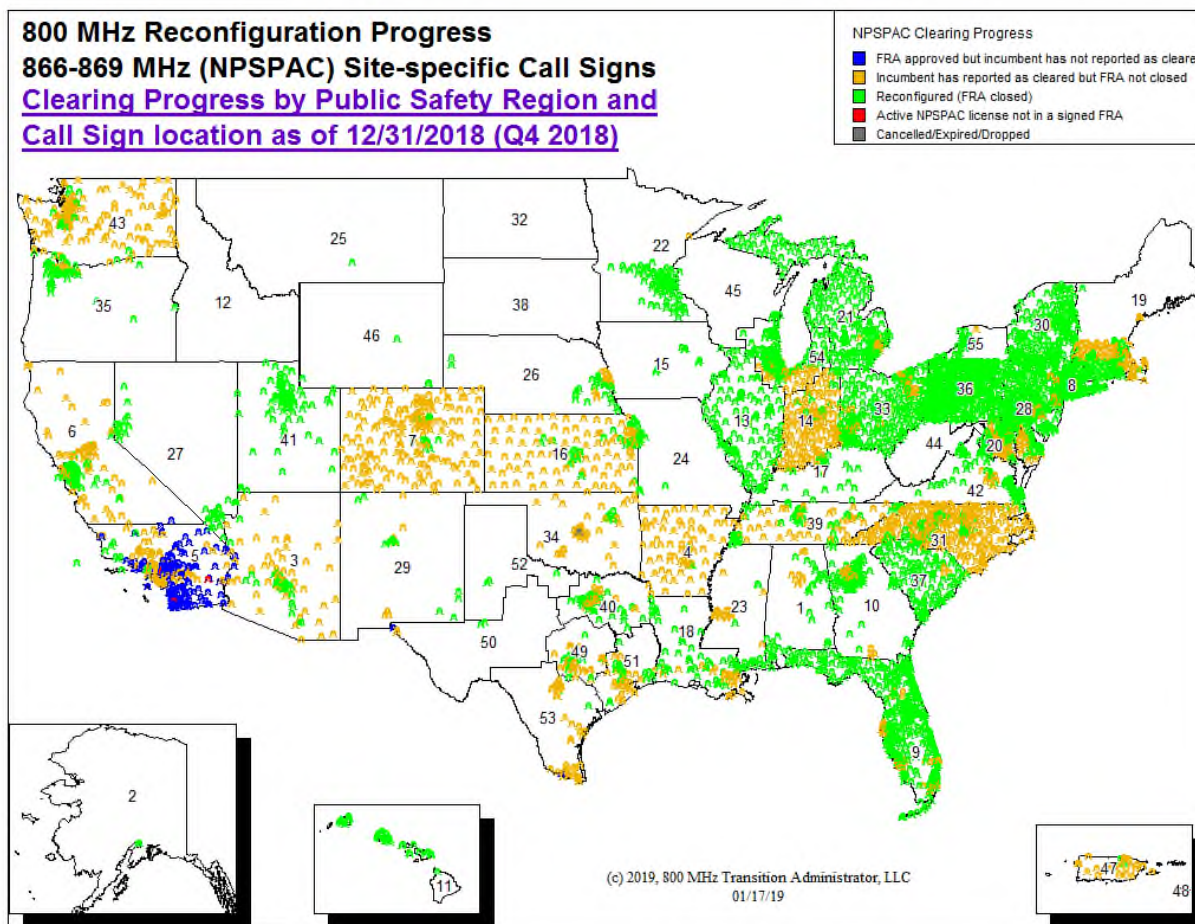
¹⁹ Besides NPSPAC licensees, Wave 3, Stage 2 includes certain licensees with Southeast ESMR Band frequencies that were deferred from Wave 3, Stage 1 at the licensee's request. Wave 3, Stage 1 licensees whose Wave 3 ESMR Negotiation Deferral Requests were granted in June 2006 had their negotiations and reconfiguration implementation deferred to Wave 3, Stage 2.

²⁰ The 28 FRAs noted in footnote 15 are not included in the calculations for the physical retune complete percentages.

As of December 31, 2018, 97 percent of the Stage 2 call signs were reported by Sprint as being cleared by licensees. Information about reconfiguration milestones achieved by number of call signs is available in Appendix 2.

Map 3 depicts NPSPAC reconfiguration progress, as of December 31, 2018, by licensed NPSPAC locations. Progress on Expansion Band clearing is detailed in Appendix 2.

**Map 3: NPSPAC Locations and Reconfiguration Status, by NPSPAC Region
as of December 31, 2018²¹**



²¹ This map shows frequency clearing as reported by the licensee to Sprint. Licensees generally report clearing before they file license modifications to delete cleared frequencies. Map 1 reflects clearing based on ULS licensing data, which is the basis for determining the release of additional Interleaved Band, Expansion Band, and Guard Band spectrum by Sprint.

3. Canadian Border Regions

The 30-month transition period for reconfiguration of licensees in the U.S.-Canada border regions began on October 14, 2008.²² The TA's Implementation Plan and Timetable for the Reconfiguration of the 800 MHz Band in the U.S.-Canada Border Regions established two stages for the reconfiguration of Canadian border licensees.²³ Stage 1 includes non-Public Safety licensees, such as Business, Industrial, and Land Transportation ("B/ILT") and non-cellular Specialized Mobile Radio ("SMR") licensees. Stage 2 is comprised of both NPSPAC and non-NPSPAC Public Safety licensees. The Canadian border reconfiguration also includes clearing of channels in the 854-860 MHz range for Public Safety use and reconfiguration of frequencies in the 861-865 MHz range to separate ESMR systems into the higher portion of the band. The exact frequencies being reconfigured vary in each FCC-defined Canadian Border Region.

a. Negotiations

All of the 191 FRAs anticipated for Canadian border region Stage 1 and Stage 2 licensees have been submitted to the TA. The TA has approved 191 FRAs with a contract value, including amendments, totaling \$146.2 million. Table 2 provides information about the status of FRA negotiations, implementation, and closing for Canadian border licensees. Appendices 1B and 3B provide additional information about the status of Canadian border licensees.

²² See "Public Safety and Homeland Security Bureau Announces that the 30-Month Transition Period for 800 MHz Band Reconfiguration in Regions Along the U.S.-Canada Border will Commence on October 14, 2008," *Public Notice*, 23 FCC Rcd 14877 (2008) ("*Canadian Border Public Notice*").

²³ See 800 MHz Transition Administrator, LLC, "Implementation Plan and Timetable for the Reconfiguration of the 800 MHz Band in the U.S.-Canada Border Regions," WT Docket No. 02-55 (filed Oct. 1, 2008), *approved by Canadian Border Public Notice*.

**Table 2: Status of Reconfiguration for Canadian Border Licensees as of December 31, 2018
(milestones achieved by number of FRAs)²⁴**

		Stage 1	Stage 2	Total
FRA Negotiations and Approval	Anticipated FRAs	75	116	191
	FRAs Submitted to TA	75	116	191
	FRAs Approved by TA	75	116	191
	% of Anticipated FRAs Approved by TA	100%	100%	100%
Reconfiguration Implementation and Closing	# of FRAs with Physical Retunes Reported as Completed	75	116	191
	% of Anticipated FRAs with Physical Retunes Reported as Completed	100%	100%	100%
	Completion Certifications Submitted to TA	70	94	164
	Completion Certifications Assessed by TA	70	89	159
	% of Anticipated FRAs with Completion Certifications Assessed by TA	93%	77%	83%

b. Reconfiguration Implementation

(i) Stage 1

As of August 2014, physical retuning was complete for 100 percent of Canadian border Stage 1 FRAs.

(ii) Stage 2

Canadian border Stage 2 licensees retuned, reflashed, or replaced approximately 220,000 radios (first touches). As of August 2016, the licensees in all 116 Canadian border Stage 2 FRAs completed their physical retunes and transitioned to their new channels.

²⁴ Sprint is the data source for the number of anticipated FRAs in row 2 and the number of FRAs with physical retunes reported as completed in row 6. The figures have not been verified by the TA.

4. Mexican Border

The 30-month transition period for Mexican border licensees to complete reconfiguration began on August 23, 2013 and ended on February 23, 2016.²⁵ Mexican border licensees include U.S. licensees operating within the Sharing Zone and licensees operating in the portions of the NPSPAC regions bordering Mexico that are outside the Sharing Zone.²⁶

The TA has implemented a conditional FRA approval process for licensees closer to the border with more potential for interference with operations in Mexico. The TA has conditioned the approval of the FRAs for such licensees, allowing them to proceed with critical work like replacement and reprogramming of subscriber units, but not authorizing the modification of FCC licenses or the reconfiguration of infrastructure until the replacement frequencies are clear. This allows licensees to make progress on certain implementation tasks while details on clearing frequencies in Mexico continue to be worked out by the governments of the U.S. and Mexico. When a licensee's replacement frequencies are clear, the TA grants full approval of the FRA, and the licensee can modify its FCC licenses and reconfigure its infrastructure.

a. Frequency Proposals

The TA's frequency planning activities in the U.S.-Mexico border-affected area in the fourth quarter of 2018 continued to address licensees' concerns with replacement frequencies and blocking from operations in Mexico. Frequency changes continued to be made, where feasible, to provide licensees with replacement frequencies that are less likely to be affected by operations in Mexico and allow them to receive full approval of their FRAs rather than the conditional approval noted above. Given the progress in reconfiguration along the border area, it is likely there will be few additional frequency changes in the future. Additional information about Frequency Proposal Reports is provided in Appendix 5.

b. Planning and Negotiations

As of December 31, 2018, 39 PFAs, with a total contract value, including amendments, of \$9.5 million, were approved by the TA for Mexican border licensees.

As of December 31, 2018, all of the 127 FRAs anticipated for Mexican border licensees were submitted to the TA with a total contract value, including amendments, of \$136.3 million. In addition, Mexican border licensees and Sprint had entered into 39 Letter Agreements, which are short-form agreements that have been used in lieu of FRAs for certain reconfigurations with

²⁵ See "Public Safety and Homeland Security Bureau Announces that the 30-Month Transition Period for 800 MHz Band Reconfiguration in Regions Along the U.S.-Mexico Border Will Commence on August 23, 2013," *Public Notice*, 28 FCC Rcd 12290 (2013).

²⁶ The affected regions are NPSPAC Region 3: Arizona, NPSPAC Region 5: Southern California, NPSPAC Region 29: New Mexico, NPSPAC Region 50: Texas – El Paso, and NPSPAC Region 53: Texas – San Antonio.

no costs or low costs. Table 3 provides information about the status of FRA negotiations, implementation, and closing for Mexican border licensees.

**Table 3: Status of Reconfiguration for Mexican Border Licensees as of December 31, 2018
(milestones achieved by number of FRAs)²⁷**

		Non-Public Safety	Public Safety	Total
FRA Negotiations and Approval	Anticipated FRAs	53	74	127
	FRAs Submitted to TA	53	74	127
	FRAs Approved by TA	52	74	126
	% of Anticipated FRAs Approved by TA	98%	100%	99%
	FRAs with Conditional Approval	1	1	2²⁸
Reconfiguration Implementation and Closing	# of FRAs with Physical Retunes Reported as Completed	45	64	109
	% of Anticipated FRAs with Physical Retunes Reported as Completed	85%	90%	88%²⁹
	Completion Certifications Submitted to TA	19	20	39
	Completion Certifications Assessed by TA	19	19	38
	% of Anticipated FRAs with Completion Certifications Assessed by TA	36%	26%	31%

Appendices 1C and 3C provide additional information about the status of FRA negotiations for Mexican border licensees.

²⁷ Sprint is the data source for the number of anticipated FRAs in row 2 and the number of FRAs with physical retunes reported as completed in row 7. The figures have not been verified by the TA.

²⁸ A total of 56 FRAs initially received conditional approval. As of December 31, 2018, 54 of those FRAs have received full approval.

²⁹ The FRA total for Mexican Border Public Safety includes three FRAs for agencies that are users on another licensee's radio system. These agencies have no channels to clear and therefore will not achieve the milestone used by Sprint and the TA to measure the completion of physical retuning, so these FRAs are not included in the calculations for the physical retune complete percentages. Physical retune complete numbers and percentages for Mexican Border Public Safety are based on 71 FRAs.

c. Reconfiguration Implementation

Mexican border licensees are working on implementation activities. After their FRAs are approved by the TA, licensees with replacement frequencies that are clear may proceed with implementation activities, including reconfiguring subscriber units and infrastructure. A number of licensees are performing, or have completed, such implementation activities. A key component of reconfiguration implementation is the retuning, reflashing, and/or replacement of subscriber equipment. Mexican border licensees retuned, reflashed, or replaced approximately 2,600 radios (first touches) in the fourth quarter of 2018, raising the total number complete to approximately 253,000 radios as of December 31, 2018.

Another significant milestone in the implementation process is the retuning of base stations to the licensee's new channel assignments and commencement of system operations on the new channels. During the fourth quarter of 2018, twelve Mexican border licensees completed their physical retunes. As of December 31, 2018, there were 109 FRAs for which Mexican border licensees had completed their physical retunes and transitioned to their new channels. This does not include licensees with post-cutover subscriber unit second touches or other technical work. As of December 31, 2018, physical retuning was complete for 88 percent of Mexican border FRAs.

Some Mexican border licensees in the Sharing Zone were blocked from proceeding with certain implementation activities due to operations in Mexico that were not cleared from their replacement frequencies. The TA initially conditioned the approval of 56 FRAs for these impacted licensees, approving the reconfiguration of subscriber units, but not authorizing the modification of FCC licenses or the reconfiguration of infrastructure until the replacement frequencies are clear. There were two FRAs with conditional approval as of December 31, 2018.

The 800 MHz system operators in Mexico have been issued authorizations to reconfigure their systems to remove blocking of U.S. licensees, and all licensed operators in Mexico were reported cleared by the end of the second quarter of 2018 and frequency scanning in the border areas confirmed their clearing in the third quarter of 2018. Clearing a few remaining unlicensed users in Mexico is a priority for the Governments of the U.S. and Mexico. After a U.S. licensee's blocked replacement frequencies are confirmed clear, the TA grants full approval of the FRA, and the licensee may modify its FCC licenses and reconfigure its infrastructure. As of December 31, 2018, the TA granted full approval of 54 FRAs for affected U.S. licensees. There are only two FRAs remaining with conditional approval, and the affected licensees that remain blocked are located in Texas.

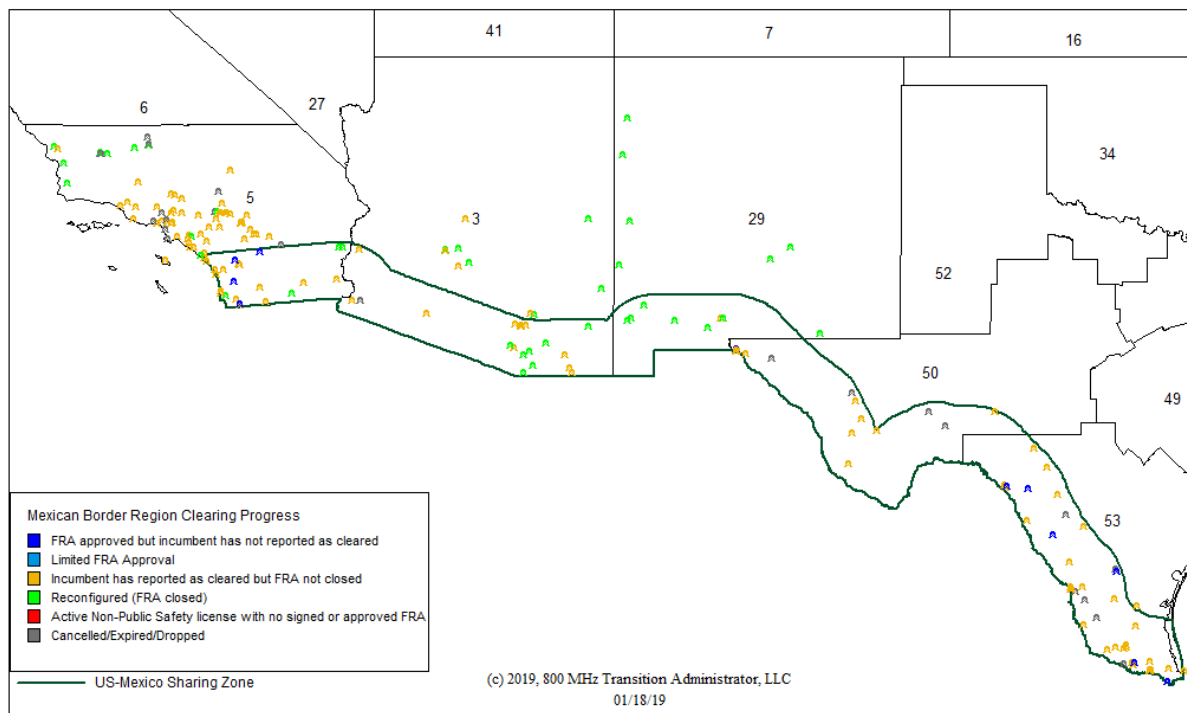
Map 4 shows the licensed base station locations of Mexican border non-Public Safety licensees and their FRA and implementation status.

Map 4: Mexican Border Non-Public Safety Clearing Progress

800 MHz Reconfiguration Progress

Mexican Border Region, Non-Public Safety Site-specific Call Signs

Clearing Progress and Call Sign location as of 12/31/2018 (Q4 2018)



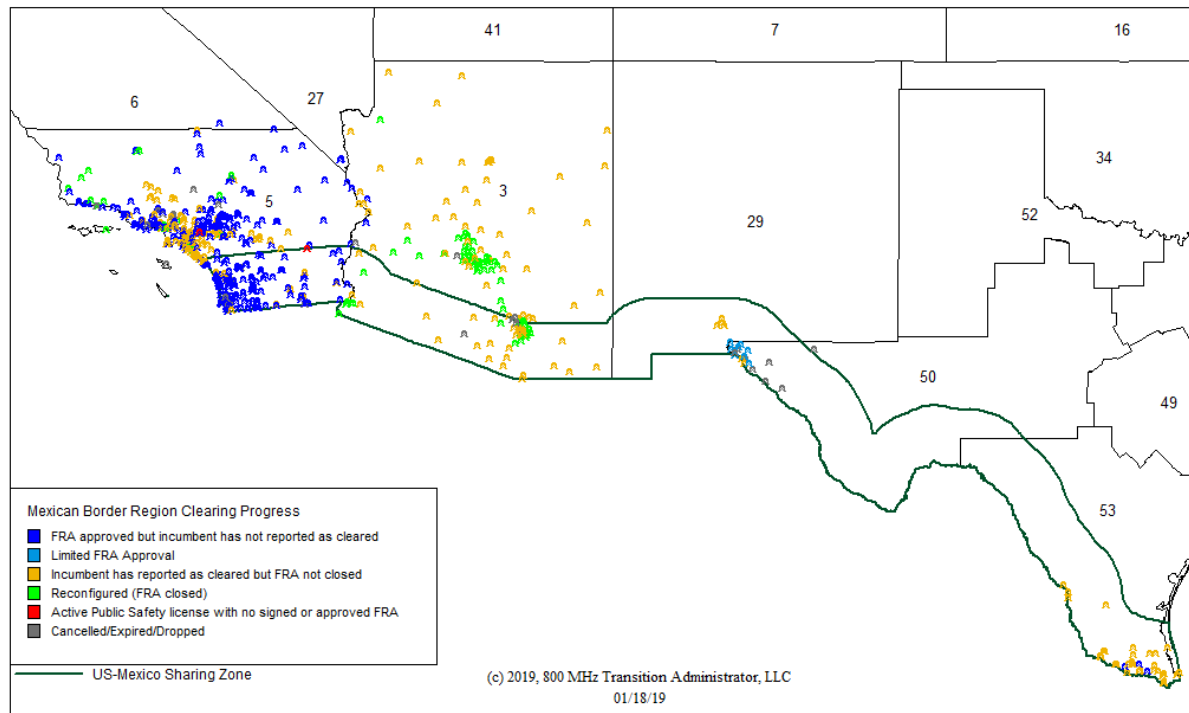
Map 5 shows the licensed base station locations of Mexican border Public Safety licensees and their FRA and implementation status.

Map 5: Mexican Border Public Safety Clearing Progress

800 MHz Reconfiguration Progress

Mexican Border Region, Public Safety Site-specific Call Signs

Clearing Progress and Call Sign location as of 12/31/2018 (Q4 2018)



5. Change Notices and Amendments

During the fourth quarter of 2018, licensees submitted five Change Notices that requested changes to their FRAs. Some Change Notices are resolved quickly, but others can take time to negotiate and result in an amendment. During the fourth quarter of 2018, licensees and Sprint negotiated and submitted to the TA six FRA amendments.

B. Program Financial Information

This section provides information for the fourth quarter of 2018 regarding reconfiguration expenditures, the Letter of Credit, the external audit, the TA's fees and expenses, and the closing process and reconfiguration Completion Certifications.

1. Reconfiguration Expenditures

a. 800 MHz Incumbent Licensee Reconfiguration Costs

As of December 31, 2018, Sprint has reported to the TA that it had incurred approximately \$1,990.8 million in costs on a cash basis for: (1) payments made to incumbent licensees or their

vendors in accordance with TA-approved agreements executed by incumbent licensees and Sprint; and (2) replacement equipment costs, including costs related to the development of software for certain incumbent licensee subscriber equipment that enables such subscriber equipment to be retuned rather than replaced and costs related to replacement equipment to be provided to incumbent licensees by Sprint (collectively “800 MHz Incumbent Licensee Reconfiguration Costs”).

b. Estimated Total Reconfiguration Expenditures

On January 31, 2019, Sprint filed with the Securities and Exchange Commission (“SEC”) its Quarterly Report on Form 10-Q for the quarter ended December 31, 2018 and disclosed that it has incurred payments of approximately \$3.6 billion directly attributable to its performance under the *Report and Order* from the inception of the program through December 31, 2018, including \$35 million during the nine-month period ended December 31, 2018.³⁰

Sprint has reported to the TA that it incurred approximately \$515.6 million in costs, on a cash basis, associated with reconfiguration of the 1.9 GHz band, which is net of the approximately \$229.6 million that Sprint received as reimbursement from Mobile Satellite Service licensees and the H Block licensee for their *pro rata* portion of the costs to clear the 1.9 GHz spectrum. These costs are reported for informational purposes only. The TA does not conduct an analysis of these costs.

2. Letter of Credit

For the quarter ended December 31, 2018, Sprint made its required payments to licensees and vendors. Accordingly, there have been no draws on the Letter of Credit. Sprint has reported to the TA that, as of September 30, 2016, it had incurred, on a cash basis, approximately \$312.0 million in Letter of Credit Fees. Sprint has not provided to the TA updated numbers for Letter of Credit Fees incurred as of December 31, 2018.

The TA has continued to monitor the amount of the Letter of Credit in view of Sprint’s programmatic obligations. On December 17, 2018, the TA recommended that the Letter of Credit be further reduced by \$24.2 million based on the forecast of remaining incumbent licensee costs. The FCC concurred with the TA’s request on December 20, 2018, and the Letter of Credit was reduced from \$102.4 million to \$78.2 million. As of December 31, 2018, the Letter of Credit balance was \$78.2 million.

3. External Audit

In the second quarter of 2017, the program’s external auditors completed the annual audit of program expenditures for the year ended December 31, 2016 and for the period from inception (August 6, 2004) through December 31, 2016 (“the 2016 Audit”). The Statement of Program

³⁰ See Sprint Corporation, Quarterly Report (Form 10-Q), at 29 (filed Jan. 31, 2019), available at <https://www.sec.gov/Archives/edgar/data/101830/000010183019000009/sprintcorp12-31x1810q.htm>.

Expenditures was issued on June 2, 2017. On June 30, 2017, the TA filed the Statement of Program Expenditures with the FCC.³¹ The TA noted that the Statement of Program Expenditures is intended as the True-Up Report envisioned by the FCC's September 2014 Memorandum Opinion and Order and Order of Proposed Modification and demonstrates that Sprint "has documented 800 MHz Reconfiguration Program Expenditures sufficient to eliminate any Anti-Windfall Payment."³² Certain 800 MHz Incumbent Licensee Reconfiguration Costs and Sprint Costs have not been submitted by Sprint to the TA for credit assessment or for external audit.

On October 12, 2017, the PSHSB issued a Declaratory Ruling that relieved Sprint of its potential obligation to make an anti-windfall payment to the U.S. Treasury in connection with 800 MHz band reconfiguration.³³ The PSHSB determined that the anti-windfall payment provision from the *Report and Order* should be lifted because Sprint has spent sufficient funds to preclude any windfall. The PSHSB noted that Sprint incurred total creditable 800 MHz rebanding expenses of \$2.345034 billion through the end of calendar year 2016 and \$500.35 million in expenses to clear the 1.9 GHz band. Accordingly, Sprint's creditable costs total \$2.845384 billion, which exceeds the \$2.796548 billion anti-windfall threshold.³⁴

4. Transition Administrator

a. Fees, Expenses, and Staffing

The TA's fees and expenses for the quarter ended December 31, 2018 were approximately \$2.19 million in fees and \$0.08 million in expenses, for a total of approximately \$2.27 million, which is \$0.07 million less than the forecast for the fourth quarter of 2018. Additional details are provided in Appendix 10. TA staffing for the quarter ended December 31, 2018 consisted of 14 Full Time Equivalents ("FTEs"). The TA's fees and expenses for the quarter ending March 31, 2019 are estimated at \$2.19 million in fees and \$0.08 million in expenses, for a total of \$2.27 million.

b. Disclosure of Non-Reconfiguration Fees

In accordance with the TA's Independence Management Plan, the TA reports that Deloitte Consulting LLP, a subsidiary of Deloitte LLP, received \$0 of non-TA fees and costs from Sprint

³¹ See 800 MHz Transition Administrator, LLC, "800 MHz Reconfiguration Statement of Program Expenditures For the Year Ended December 31, 2016 and For the Period from August 6, 2004 (Inception) Through December 31, 2016," WT Docket No. 02-55 (filed June 30, 2017).

³² *Id.* at 4.

³³ Improving Public Safety Communications in the 800 MHz Band, *Declaratory Ruling*, 32 FCC Rcd 7528, para. 1 (2017).

³⁴ *Id.* at 7530-31, para. 7.

for the quarter ended December 31, 2018; other member firms of Deloitte LLP received \$5.16 million in non-TA fees and costs from Sprint for the quarter ended December 31, 2018.³⁵

5. Closing Process and Reconfiguration Completion Certifications

Closing requirements generally include the modification of FCC licenses, the return and reconciliation of loaned and replaced equipment, submission of cost support documents, reconciliation of total reconfiguration costs, final payment to the licensee (or refund to Sprint), and execution of final closing documents, including the FCC-required Completion Certification.

a. Completion Certifications

As of December 31, 2018, 576 PFA Completion Certifications were submitted to the TA.³⁶ Of these, the TA reviewed and found 576 PFA Completion Certifications sufficient, subject to post-close audit adjustments, as of December 31, 2018. Of the 592 PFAs that have been executed between licensees and Sprint, approximately 2.7 percent of executed PFAs remain open as of December 31, 2018. Appendix 8 contains a summary of PFAs that have closed, and Appendix 9 contains a listing of PFAs that have not closed as of the end of the fourth quarter of 2018.

The FRA Completion Certification certifies that the licensee has relinquished its original 800 MHz frequencies and reconfigured its facilities to operate on replacement frequencies; that all reconfiguration work required has been satisfactorily completed; and that the licensee and Sprint have agreed on the amount paid by Sprint for such work. A licensee's reconfiguration is not complete until this certification has been executed and delivered by the licensee to Sprint. During the fourth quarter of 2018, four FRA Completion Certifications were submitted to the TA, increasing the total submitted over the life of the program to 1,838.³⁷ Of these, the TA reviewed and found 1,819 FRA Completion Certifications sufficient, subject to post-close audit adjustments, with the remaining 19 under review as of December 31, 2018. Of the 2,106 FRAs that have been executed between licensees and Sprint, approximately 13.6 percent of executed FRAs remain open as of December 31, 2018. Appendix 8 contains a summary of FRAs that have closed. Appendix 9 contains a listing of FRAs for which physical reconfiguration activities are complete but the FRA has not closed as of the end of the fourth quarter of 2018.³⁸

³⁵ See "Independence Management Plan for 800 MHz Transition Administrator Team Members (Version 1.5)," at 4, attached to Letter from Robert E. Stup, Jr., Squire Sanders (US) LLP, to Marlene H. Dortch, Secretary, FCC, WT Docket No. 02-55 (filed Jan. 16, 2014). As used in this context, other member firms of Deloitte LLP means Deloitte & Touche LLP, Deloitte Financial Advisory Services LLP, or Deloitte Tax LLP, each a subsidiary of Deloitte LLP. Please see <http://www.deloitte.com/us/about> for a detailed description of the legal structure of Deloitte LLP and its subsidiaries.

³⁶ Of these, 69 were for Stage 1 licensees and 507 were for Stage 2 licensees.

³⁷ Of these, 1,009 were for Stage 1 licensees and 829 were for Stage 2 licensees.

³⁸ The completion of all physical reconfiguration activities is defined in footnote 6.

b. Closing Timeframes

For those FRAs that have closed as of December 31, 2018, the closing process has taken an average of 18.9 months to complete following the completion of physical reconfiguration activities, compared to an average of 19.1 months through September 30, 2018. For those licensees that have completed physical reconfiguration activities but have not closed the FRA as of December 31, 2018, an average of 58.7 months has elapsed since the completion of physical reconfiguration activities compared to an average of 60.3 months as of September 30, 2018. The amount of time that licensees have been pending in each step of the closing process is set forth in Table 4 below.

Table 4: FRAs in the Closing Process by Pending Activity³⁹

Length of Time Pending Activity Open							
Pending FRA Activity to be Completed	Quantity of FRAs	Less than 3 Months	3 to 6 Months	6 to 9 Months	9 to 12 Months	12 Months or Longer	% Greater than or Equal to 12 Months
Equipment Reconciliation	10	2	4	1	1	2	1.4%
License Modification	0	0	0	0	0	0	0.0%
Actual Cost Reconciliation Process*	119	2	6	9	7	95	67.4%
Closing	100	31	5	8	12	44	31.2%
Total FRAs Pending in Closing Process	229	35	15	18	20	141	
Closed FRAs**	1,838						
Total FRAs for which physical reconfiguration activities are complete***	2,067						

* Includes 6 FRAs that are also pending License Modification.

** Includes 19 FRAs that are pending TA review of the FRA Completion Certification

*** Includes 24 FRAs without infrastructure to reconfigure that have closed or are pending closing.

³⁹ This table is created from data provided by Sprint and collected by the TA directly from licensees.

C. Specialized Support Functions**1. TA-Produced Materials, TA's Website, and Outreach Activities**

The TA continues to distribute informational materials to stakeholders relating to the reconfiguration process, including fact sheets, licensee forms, and other materials. Many of these items are posted on the TA's website at <http://www.800TA.org>.

The TA is committed to protecting the security and confidentiality of third-party information. The TA is aware of certain phishing attempts that have impersonated three TA related email accounts. Phishing occurs when malicious persons "fish" for information by sending emails that impersonate a trustworthy sender. They are attempts to collect the recipients' sensitive information, such as usernames, passwords, and financial details. The phishing emails have been purportedly sent by Contracts@800Ta.Org, Archive@800Ta.Org, and licensing@baselinetelecom.com. All the emails requested that the recipient click on a link to see an attachment. The TA did not send these emails. If you received any of these emails or any suspicious emails that appear to be from the TA, please notify the TA at 1-888-800-8220 and do not respond to any such emails and do not click on these links. For additional information on phishing, please see the Federal Trade Commission's Consumer information website at <https://www.consumer.ftc.gov/articles/0003-phishing>.

2. Frequency Reconfiguration Agreement Review

The TA continues to meet its service-level goals for reviewing FRAs.⁴⁰ Detailed information about the time required by the TA to review and approve FRAs submitted to the TA is available in Appendices 6 and 7.

⁴⁰ The TA's service-level targets for FRA review are review of 80 percent of FRAs within 5 business days, 95 percent within 10 business days, and 100 percent within 15 business days.

III. APPENDICES

Appendix 1A

Status of Reconfiguration for Non-Border Licensees in Channels 1-120: Milestones Completed by Number of Frequency Reconfiguration Agreements, Per Wave, Per Region, as of December 31, 2018

NPSPAC Region	Number of Channels 1-120 FRAs*	Sprint and Licensee Reach Pre-Contract Agreement*	FRAs Submitted to TA	FRAs Approved by TA	FRAs with Physical Retunes Reported as Completed*
		Number of Frequency Reconfiguration Agreements (FRAs)			
Wave 1	355	355	355	355	355
6	44	44	44	44	44
7	17	17	17	17	17
8	38	38	38	38	38
9	1	1	1	1	1
11	9	9	9	9	9
13	23	23	23	23	23
14	13	13	13	13	13
19	26	26	26	26	26
20	23	23	23	23	23
27	26	26	26	26	26
28	25	25	25	25	25
35	16	16	16	16	16
41	7	7	7	7	7
42	18	18	18	18	18
45	8	8	8	8	8
54	21	21	21	21	21
Multiregion	40	40	40	40	40
Wave 2	206	206	206	206	206
4	11	11	11	11	11
12	6	6	6	6	6
15	6	6	6	6	6
16	12	12	12	12	12
17	12	12	12	12	12
22	34	34	34	34	34
24	16	16	16	16	16
25	4	4	4	4	4
26	4	4	4	4	4
32	1	1	1	1	1
34	2	2	2	2	2
38	2	2	2	2	2
39	25	25	25	25	25
40	12	12	12	12	12
44	2	2	2	2	2
49	3	3	3	3	3
51	14	14	14	14	14
52	8	8	8	8	8
Multiregion	32	32	32	32	32

Appendix 1A

Status of Reconfiguration for Non-Border Licensees in Channels 1-120: Milestones Completed by Number of Frequency Reconfiguration Agreements, Per Wave, Per Region, as of December 31, 2018

NPSPAC Region	Number of Channels 1-120 FRAs*	Sprint and Licensee Reach Pre-Contract Agreement*	FRAs Submitted to TA	FRAs Approved by TA	FRAs with Physical Retunes Reported as Completed*
		Number of Frequency Reconfiguration Agreements (FRAs)			
Wave 3	251	251	251	251	250
1	15	15	15	15	15
9	88	88	88	88	88
10	51	51	51	51	51
18	17	17	17	17	17
23	17	17	17	17	17
31	24	24	24	24	24
37	9	9	9	9	8
47	6	6	6	6	6
48	3	3	3	3	3
Multiregion	21	21	21	21	21
Wave 4	115	115	115	115	115
2	4	4	4	4	4
3	24	24	24	24	24
5	3	3	3	3	3
10	1	1	1	1	1
18	15	15	15	15	15
21	1	1	1	1	1
23	2	2	2	2	2
29	10	10	10	10	10
30	5	5	5	5	5
33	10	10	10	10	10
36	5	5	5	5	5
43	5	5	5	5	5
50	8	8	8	8	8
53	6	6	6	6	6
54	4	4	4	4	4
63	2	2	2	2	2
Multiregion	10	10	10	10	10
TOTAL	927	927	927	927	926

* Sprint is the data source for this column. The figures have not been verified by the TA.

Appendix 1B

Status of Reconfiguration for Canadian Border Region Licensees in Stage 1: Milestones Completed by Number of Frequency Reconfiguration Agreements, Per Wave, Per Region, as of December 31, 2018

NPSPAC Region	Number of Stage 1 FRAs*	Sprint Initiated Contact with Licensee*	Sprint and Licensee Reach Pre-Contract Agreement*	FRAs Submitted to TA	FRAs Approved by TA	FRAs with Physical Retunes Reported as Completed*
		Number of Frequency Reconfiguration Agreements (FRAs)				
2	2	2	2	2	2	2
12	1	1	1	1	1	1
19	7	7	7	7	7	7
21	6	6	6	6	6	6
22	3	3	3	3	3	3
25	2	2	2	2	2	2
30	4	4	4	4	4	4
32	4	4	4	4	4	4
33	17	17	17	17	17	17
36	2	2	2	2	2	2
43	15	15	15	15	15	15
54	1	1	1	1	1	1
55	3	3	3	3	3	3
Multiregion	8	8	8	8	8	8
TOTAL	75	75	75	75	75	75

* Sprint is the data source for this column. The figures have not been verified by the TA.

Appendix 1C

Status of Reconfiguration for Mexican Border Non-Public Safety Licensees: Milestones Completed by Number of Frequency Reconfiguration Agreements, Per Wave, Per Region, as of December 31, 2018

NPSPAC Region	Number of FRAs*	Sprint Initiated Contact with Licensee*	Sprint and Licensee Reach Pre-Contract Agreement*	FRAs Submitted to TA	FRAs Approved by TA	FRAs with Physical Retunes Reported as Completed*
		Number of Frequency Reconfiguration Agreements (FRAs)				
3	11	11	11	11	11	11
5	20	20	20	20	20	17
29	3	3	3	3	3	3
50	7	7	7	7	7	5
53	8	8	8	8	7	5
Multiregion	4	4	4	4	4	4
TOTAL	53	53	53	53	52	45

* Sprint is the data source for this column. The figures have not been verified by the TA.

Appendix 2
Status of Reconfiguration for Licensees in Channels 1-120:
Milestones Completed by Number of Call Signs, Per Wave, Per Region, as of December 31, 2018

Public Safety Region (PSR)	PSR Name	Updated Call Sign Population as of 12/31/18	Sprint Initiated Contact with Licensee	Sprint and Licensee Reach Pre-Contract Agreement	Sprint Submits Frequency Reconfiguration Agreement to TA	TA Approves Frequency Reconfiguration Agreement	Through 12/31/18 Call Signs with Reconfiguration Applications Submitted to FCC	Through 12/31/18 Call Signs with Reconfiguration Applications Granted	Sprint Clears Frequencies	Incumbent Clears Frequencies	Through 12/31/18 Call Signs with Surrender Applications Submitted to FCC	Through 12/31/18 Call signs with Surrender Applications Granted
		Number of Call Signs										
Wave 1	Subtotal	791	791	791	791	791	791	791	791	791	791	791
6	CA - North	107	107	107	107	107	107	107	107	107	107	107
7	Colorado	27	27	27	27	27	27	27	27	27	27	27
8	NY - Metro (CT, NJ, NY, PA)	96	96	96	96	96	96	96	96	96	96	96
11	Hawaii	55	55	55	55	55	55	55	55	55	55	55
13	Illinois	40	40	40	40	40	40	40	40	40	40	40
14	Indiana	27	27	27	27	27	27	27	27	27	27	27
19	ME, NH, VT, MA, RI, CT	73	73	73	73	73	73	73	73	73	73	73
20	MD; DC; VA - Northern	66	66	66	66	66	66	66	66	66	66	66
27	Nevada	63	63	63	63	63	63	63	63	63	63	63
28	NJ, PA, DE	67	67	67	67	67	67	67	67	67	67	67
35	Oregon	48	48	48	48	48	48	48	48	48	48	48
41	Utah	21	21	21	21	21	21	21	21	21	21	21
42	Virginia	52	52	52	52	52	52	52	52	52	52	52
45	Wisconsin	13	13	13	13	13	13	13	13	13	13	13
54	Chicago	36	36	36	36	36	36	36	36	36	36	36
Wave 2	Subtotal	469	469	469	469	469	469	469	469	469	469	469
4	Arkansas	38	38	38	38	38	38	38	38	38	38	38
12	Idaho	14	14	14	14	14	14	14	14	14	14	14
15	Iowa	16	16	16	16	16	16	16	16	16	16	16
16	Kansas	33	33	33	33	33	33	33	33	33	33	33
17	Kentucky	16	16	16	16	16	16	16	16	16	16	16
22	Minnesota	74	74	74	74	74	74	74	74	74	74	74
24	Missouri	37	37	37	37	37	37	37	37	37	37	37
25	Montana	19	19	19	19	19	19	19	19	19	19	19
26	Nebraska	10	10	10	10	10	10	10	10	10	10	10
32	North Dakota	6	6	6	6	6	6	6	6	6	6	6
34	Oklahoma	25	25	25	25	25	25	25	25	25	25	25
38	South Dakota	1	1	1	1	1	1	1	1	1	1	1
39	Tennessee	43	43	43	43	43	43	43	43	43	43	43
40	TX - Dallas	38	38	38	38	38	38	38	38	38	38	38
44	West Virginia	3	3	3	3	3	3	3	3	3	3	3
46	Wyoming	1	1	1	1	1	1	1	1	1	1	1
49	TX - Austin	11	11	11	11	11	11	11	11	11	11	11
51	TX - Houston	42	42	42	42	42	42	42	42	42	42	42
52	TX - Lubbock	42	42	42	42	42	42	42	42	42	42	42

Appendix 2
Status of Reconfiguration for Licensees in Channels 1-120:
Milestones Completed by Number of Call Signs, Per Wave, Per Region, as of December 31, 2018

Public Safety Region (PSR)	PSR Name	Updated Call Sign Population as of 12/31/18	Sprint Initiated Contact with Licensee	Sprint and Licensee Reach Pre-Contract Agreement	Sprint Submits Frequency Reconfiguration Agreement to TA	TA Approves Frequency Reconfiguration Agreement	Through 12/31/18 Call Signs with Reconfiguration Applications Submitted to FCC	Through 12/31/18 Call Signs with Reconfiguration Applications Granted	Sprint Clears Frequencies	Incumbent Clears Frequencies	Through 12/31/18 Call Signs with Surrender Applications Submitted to FCC	Through 12/31/18 Call signs with Surrender Applications Granted
		Number of Call Signs										
Wave 3	Subtotal	511	511	511	511	511	511	511	511	511	511	511
1	Alabama	9	9	9	9	9	9	9	9	9	9	9
9	Florida	216	216	216	216	216	216	216	216	216	216	216
10	Georgia	49	49	49	49	49	49	49	49	49	49	49
18	Louisiana	79	79	79	79	79	79	79	79	79	79	79
23	Mississippi	23	23	23	23	23	23	23	23	23	23	23
31	North Carolina	67	67	67	67	67	67	67	67	67	67	67
37	South Carolina	37	37	37	37	37	37	37	37	37	37	37
47	Puerto Rico	18	18	18	18	18	18	18	18	18	18	18
48	US Virgin Islands	13	13	13	13	13	13	13	13	13	13	13
Wave 4	Subtotal	813	813	813	813	813	778	777	813	810	782	782
2	Alaska	22	22	22	22	22	22	22	22	22	22	22
3	Arizona*	69	69	69	69	69	69	69	69	69	69	69
5	CA - South*	82	82	82	82	82	53	53	82	79	53	53
21	Michigan	57	57	57	57	57	57	57	57	57	57	57
29	New Mexico*	25	25	25	25	25	25	25	25	25	25	25
30	NY - Albany	91	91	91	91	91	91	91	91	91	91	91
33	Ohio	105	105	105	105	105	105	105	105	105	105	105
36	Pennsylvania	11	11	11	11	11	11	11	11	11	11	11
43	Washington	148	148	148	148	148	144	143	148	148	148	148
50	TX - El Paso*	10	10	10	10	10	10	10	10	10	10	10
53	TX - San Antonio*	16	16	16	16	16	16	16	16	16	16	16
54	MI portion of Chicago	9	9	9	9	9	9	9	9	9	9	9
55	New York - Buffalo	168	168	168	168	168	166	166	168	168	166	166
61	Gulf of Mexico	0	0	0	0	0	0	0	0	0	0	0
62	Marianas	0	0	0	0	0	0	0	0	0	0	0
63	Guam	0	0	0	0	0	0	0	0	0	0	0
64	American Samoa	0	0	0	0	0	0	0	0	0	0	0
Total for Waves 1-4		2584	2584	2584	2584	2584	2549	2548	2584	2581	2553	2553

Notes:

* Data includes call signs in the U.S.-Mexico border region.

a. Data for Channels 1-120 call signs does not include call signs that were under contract with Sprint prior to the start of reconfiguration and for which contracts will not be submitted to the TA for review and approval for Sprint credit.

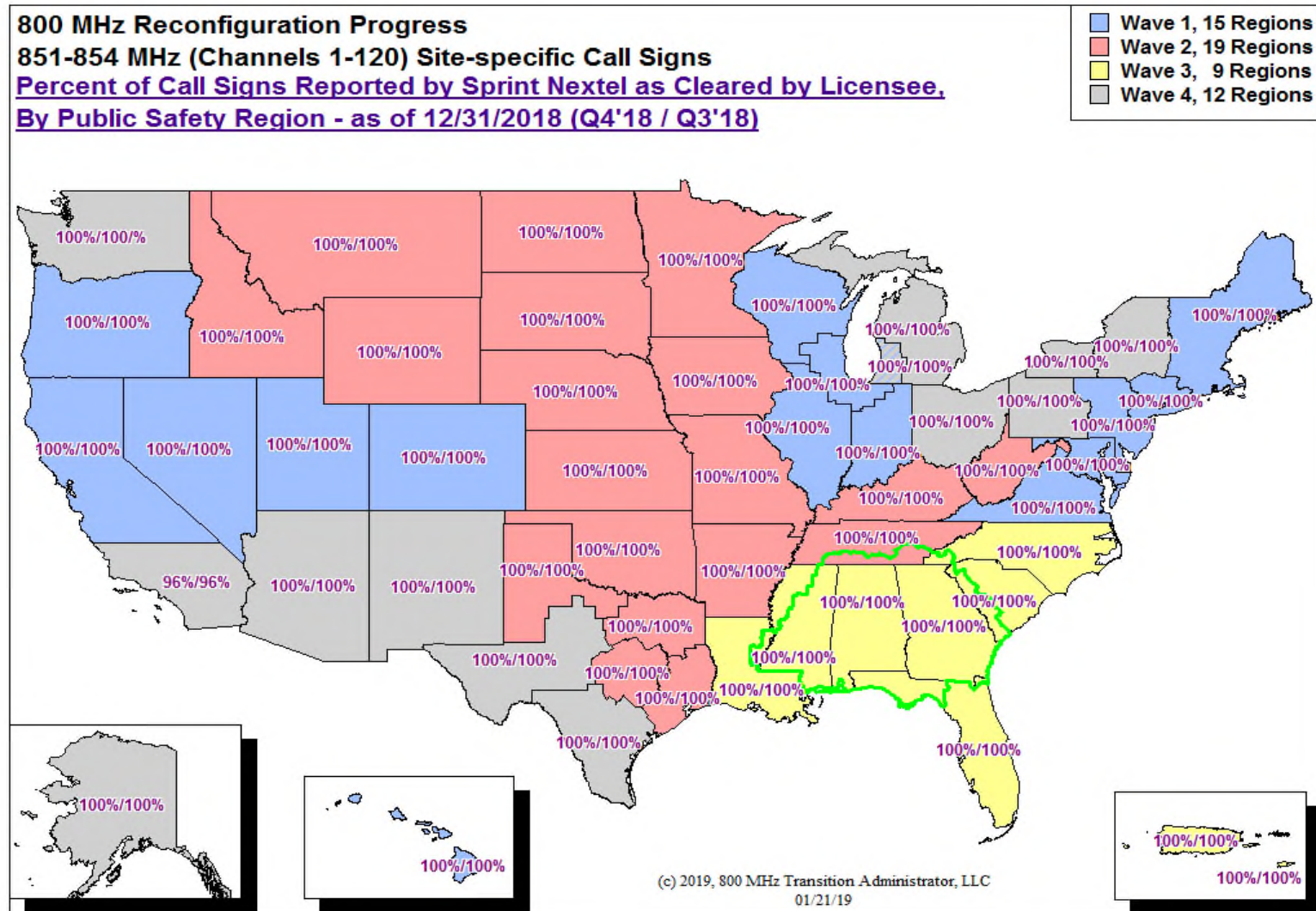
b. The current population of call signs has been adjusted for call signs cancelled without a Frequency Reconfiguration Agreement (FRA), and incremented for any call signs added through pending applications. Licensees may cancel licenses or let them expire without entering into an FRA.

c. Data includes call signs with fixed locations authorized for frequencies in the 851-854 MHz range with adequate geographic data to determine a Public Safety Region.

d. Data for the call sign population and applications may not match data for Sprint milestones due to call signs expiring or being cancelled without contracts. In addition, certain FRAs may include call signs undergoing reconfiguration that may be cancelled or assigned without frequencies being changed on that particular call sign. Call signs with old frequencies being deleted via a partial assignment are not included in the delete application data.

e. Data between Incumbent Clear and Notify and Surrender Applications Submitted to FCC do not always match due to partial assignment applications filed in advance of frequency clearing to expedite the process and occasional time lags in the reporting on licensee frequency clearing.

f. Incumbent Clear and Notify counts may exceed Sprint Cleared counts in certain PSRs due to Sprint data entry delays; incumbents clearing by cancelling licenses for which Sprint would not need to clear frequencies; or the replacement channels were not currently in operation in Sprint's network.



Appendix 2
Status of Reconfiguration for Licensees in the Expansion Band:
Milestones Completed by Number of Call Signs, Per Wave, Per Region, as of December 31, 2018

Public Safety Region (PSR)	PSR Name	Updated Call Sign Population as of 12/31/18	Sprint Initiated Contact with Licensee	Sprint and Licensee Reach Pre-Contract Agreement	Sprint Submits Frequency Reconfiguration Agreement to TA	TA Approves Frequency Reconfiguration Agreement	Through 12/31/18 Call Signs with Reconfiguration Applications Submitted to FCC	Through 12/31/18 Call Signs with Reconfiguration Applications Granted	Sprint Clears Frequencies	Incumbent Clears Frequencies	Through 12/31/18 Call Signs with Surrender Applications Submitted to FCC	Through 12/31/18 Call signs with Surrender Applications Granted
		Number of Call Signs										
Wave 1	Subtotal	299	299	299	299	299	299	299	299	299	299	299
6	CA - North	88	88	88	88	88	88	88	88	88	88	88
7	Colorado	15	15	15	15	15	15	15	15	15	15	15
8	NY - Metro (CT, NJ, NY, PA)	36	36	36	36	36	36	36	36	36	36	36
11	Hawaii	5	5	5	5	5	5	5	5	5	5	5
13	Illinois	12	12	12	12	12	12	12	12	12	12	12
14	Indiana	34	34	34	34	34	34	34	34	34	34	34
19	ME, NH, VT, MA, RI, CT	24	24	24	24	24	24	24	24	24	24	24
20	MD; DC; VA - Northern	5	5	5	5	5	5	5	5	5	5	5
27	Nevada	5	5	5	5	5	5	5	5	5	5	5
28	NJ, PA, DE	6	6	6	6	6	6	6	6	6	6	6
35	Oregon	1	1	1	1	1	1	1	1	1	1	1
41	Utah	3	3	3	3	3	3	3	3	3	3	3
42	Virginia	23	23	23	23	23	23	23	23	23	23	23
45	Wisconsin	10	10	10	10	10	10	10	10	10	10	10
54	Chicago	32	32	32	32	32	32	32	32	32	32	32
Wave 2	Subtotal	175	175	175	175	175	175	175	175	175	175	175
4	Arkansas	45	45	45	45	45	45	45	45	45	45	45
12	Idaho	0	0	0	0	0	0	0	0	0	0	0
15	Iowa	16	16	16	16	16	16	16	16	16	16	16
16	Kansas	6	6	6	6	6	6	6	6	6	6	6
17	Kentucky	13	13	13	13	13	13	13	13	13	13	13
22	Minnesota	10	10	10	10	10	10	10	10	10	10	10
24	Missouri	11	11	11	11	11	11	11	11	11	11	11
25	Montana	0	0	0	0	0	0	0	0	0	0	0
26	Nebraska	4	4	4	4	4	4	4	4	4	4	4
32	North Dakota	0	0	0	0	0	0	0	0	0	0	0
34	Oklahoma	3	3	3	3	3	3	3	3	3	3	3
38	South Dakota	0	0	0	0	0	0	0	0	0	0	0
39	Tennessee	28	28	28	28	28	28	28	28	28	28	28
40	TX - Dallas	21	21	21	21	21	21	21	21	21	21	21
44	West Virginia	1	1	1	1	1	1	1	1	1	1	1
46	Wyoming	2	2	2	2	2	2	2	2	2	2	2
49	TX - Austin	9	9	9	9	9	9	9	9	9	9	9
51	TX - Houston	5	5	5	5	5	5	5	5	5	5	5
52	TX - Lubbock	1	1	1	1	1	1	1	1	1	1	1

Appendix 2
Status of Reconfiguration for Licensees in the Expansion Band:
Milestones Completed by Number of Call Signs, Per Wave, Per Region, as of December 31, 2018

Public Safety Region (PSR)	PSR Name	Updated Call Sign Population as of 12/31/18	Sprint Initiated Contact with Licensee	Sprint and Licensee Reach Pre-Contract Agreement	Sprint Submits Frequency Reconfiguration Agreement to TA	TA Approves Frequency Reconfiguration Agreement	Through 12/31/18 Call Signs with Reconfiguration Applications Submitted to FCC	Through 12/31/18 Call Signs with Reconfiguration Applications Granted	Sprint Clears Frequencies	Incumbent Clears Frequencies	Through 12/31/18 Call Signs with Surrender Applications Submitted to FCC	Through 12/31/18 Call signs with Surrender Applications Granted
Number of Call Signs												
Wave 3	Subtotal	199	199	199	199	199	199	199	199	199	199	199
1	Alabama	28	28	28	28	28	28	28	28	28	28	28
9	Florida	61	61	61	61	61	61	61	61	61	61	61
10	Georgia	29	29	29	29	29	29	29	29	29	29	29
18	Louisiana	15	15	15	15	15	15	15	15	15	15	15
23	Mississippi	18	18	18	18	18	18	18	18	18	18	18
31	North Carolina	23	23	23	23	23	23	23	23	23	23	23
37	South Carolina	23	23	23	23	23	23	23	23	23	23	23
47	Puerto Rico	2	2	2	2	2	2	2	2	2	2	2
48	US Virgin Islands	0	0	0	0	0	0	0	0	0	0	0
Wave 4	Subtotal	189	189	189	189	189	187	187	189	189	186	186
2	Alaska	1	1	1	1	1	1	1	1	1	1	1
3	Arizona*	8	8	8	8	8	8	8	8	8	8	8
5	CA - South*	24	24	24	24	24	22	22	24	24	22	22
21	Michigan	0	0	0	0	0	0	0	0	0	0	0
29	New Mexico*	5	5	5	5	5	5	5	5	5	5	5
30	NY - Albany	62	62	62	62	62	62	62	62	62	62	62
33	Ohio	37	37	37	37	37	37	37	37	37	37	37
36	Pennsylvania	9	9	9	9	9	9	9	9	9	9	9
43	Washington	15	15	15	15	15	15	15	15	15	15	15
50	TX - El Paso*	2	2	2	2	2	2	2	2	2	2	2
53	TX - San Antonio*	6	6	6	6	6	6	6	6	6	5	5
54	MI portion of Chicago	5	5	5	5	5	5	5	5	5	5	5
55	New York - Buffalo	15	15	15	15	15	15	15	15	15	15	15
61	Gulf of Mexico	0	0	0	0	0	0	0	0	0	0	0
62	Marianas	0	0	0	0	0	0	0	0	0	0	0
63	Guam	0	0	0	0	0	0	0	0	0	0	0
64	American Samoa	0	0	0	0	0	0	0	0	0	0	0
Total for Waves 1-4		862	862	862	862	862	860	860	862	862	859	859

Notes:

* Data includes call signs in the U.S.-Mexico border region.

a. Data does not include call signs that were under contract with Sprint prior to the start of reconfiguration and for which contracts will not be submitted to the TA for review and approval for Sprint credit.

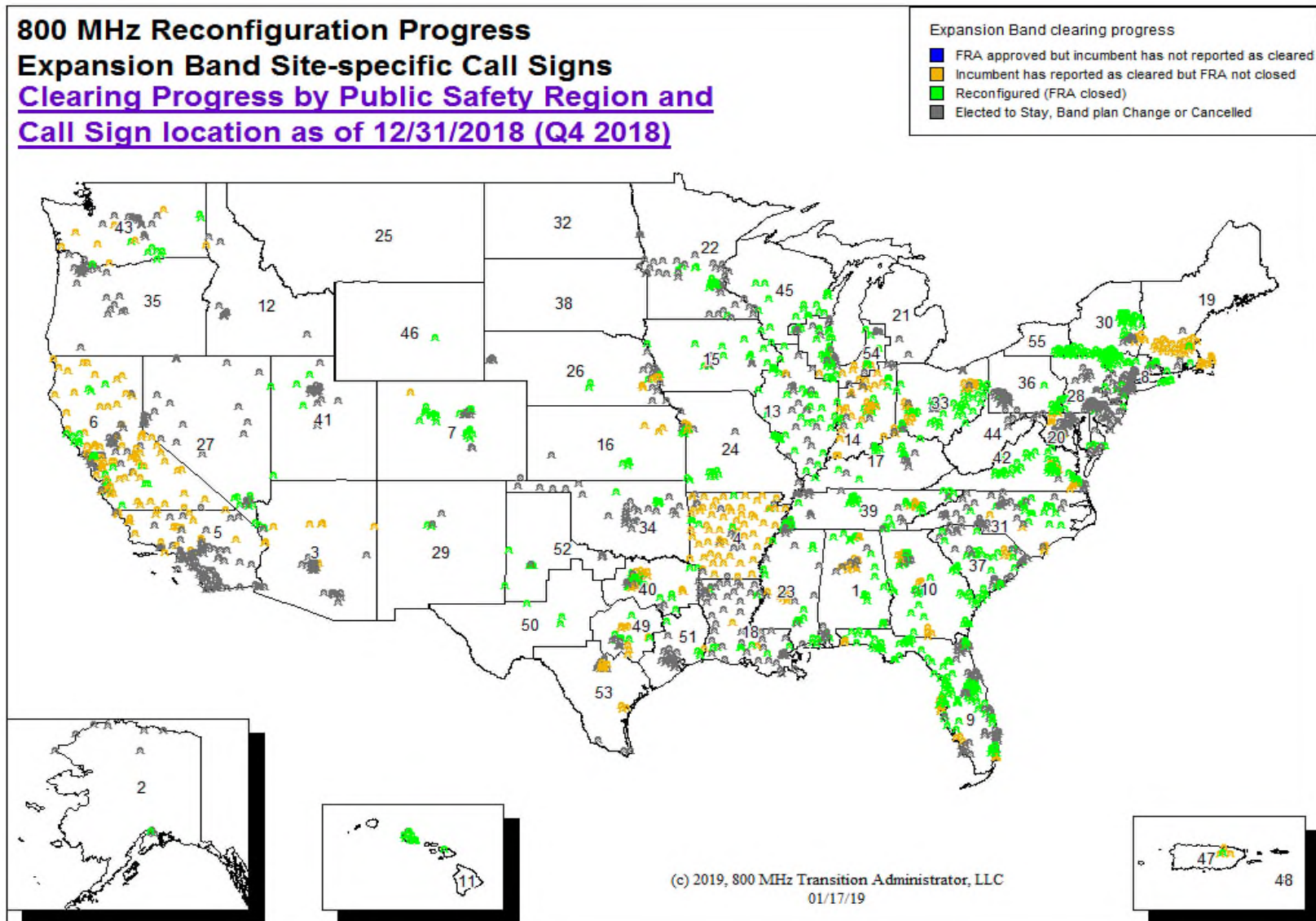
b. The current population of call signs has been adjusted for call signs cancelled without a Frequency Reconfiguration Agreement (FRA), and incremented for any call signs added through pending applications. Licensees may cancel licenses or let them expire without entering into an FRA.

c. Data includes call signs with fixed locations authorized for frequencies in the Expansion Band with adequate geographic data to determine a Public Safety Region.

d. Data for the call sign population and applications may not match data for Sprint milestones due to call signs expiring or being cancelled without contracts. In addition, certain FRAs may include call signs undergoing reconfiguration that may be cancelled or assigned without frequencies being changed on that particular call sign. Call signs with old frequencies being deleted via a partial assignment are not included in the delete application data.

e. Data between Incumbent Clear and Notify and Surrender Applications Submitted to FCC do not always match due to partial assignment applications filed in advance of frequency clearing to expedite the process and occasional time lags in the reporting on licensee frequency clearing.

f. Incumbent Clear and Notify counts may exceed Sprint Cleared counts in certain PSRs due to Sprint data entry delays; incumbents clearing by cancelling licenses for which Sprint would not need to clear frequencies; or the replacement channels were not currently in operation in Sprint's network.



Appendix 2
Status of Reconfiguration for Licensees in NPSPAC Channels:
Milestones Completed by Number of Call Signs, Per Wave, Per Region as of December 31, 2018

Public Safety Region (PSR)	PSR Name	Updated Call Sign Population as of 12/31/18	Sprint Initiated Contact with Licensee	Sprint and Licensee Reach Pre-Contract Agreement	Sprint Submits Frequency Reconfiguration Agreement to TA	TA Approves Frequency Reconfiguration Agreement	Through 12/31/18 Call Signs with Reconfiguration Applications Submitted to FCC	Through 12/31/18 Call Signs with Reconfiguration Applications Granted	Sprint Clears Frequencies	Incumbent Clears Frequencies	Through 12/31/18 Call Signs with Surrender Applications Submitted to FCC	Through 12/31/18 Call signs with Surrender Applications Granted
Number of Call Signs												
Wave 1	Subtotal	1927	1927	1927	1927	1927	1925	1925	1927	1923	1924	1924
6	CA - North	136	136	136	136	136	134	134	136	134	133	133
7	Colorado	224	224	224	224	224	224	224	224	224	224	224
8	NY - Metro (CT, NJ, NY, PA)	389	389	389	389	389	389	389	389	389	389	389
11	Hawaii	28	28	28	28	28	28	28	28	28	28	28
13	Illinois	139	139	139	139	139	139	139	139	139	139	139
14	Indiana	147	147	147	147	147	147	147	147	147	147	147
19	ME, NH, VT, MA, RI, CT	134	134	134	134	134	134	134	134	134	134	134
20	MD; DC; VA - Northern	96	96	96	96	96	96	96	96	96	96	96
27	Nevada	38	38	38	38	38	38	38	38	36	38	38
28	NJ, PA, DE	216	216	216	216	216	216	216	216	216	216	216
35	Oregon	40	40	40	40	40	40	40	40	40	40	40
41	Utah	146	146	146	146	146	146	146	146	146	146	146
42	Virginia	58	58	58	58	58	58	58	58	58	58	58
45	Wisconsin	3	3	3	3	3	3	3	3	3	3	3
54	Chicago	133	133	133	133	133	133	133	133	133	133	133
Wave 2	Subtotal	763	763	763	763	763	763	763	763	763	763	763
4	Arkansas	95	95	95	95	95	95	95	95	95	95	95
12	Idaho	0	0	0	0	0	0	0	0	0	0	0
15	Iowa	7	7	7	7	7	7	7	7	7	7	7
16	Kansas	280	280	280	280	280	280	280	280	280	280	280
17	Kentucky	16	16	16	16	16	16	16	16	16	16	16
22	Minnesota	50	50	50	50	50	50	50	50	50	50	50
24	Missouri	19	19	19	19	19	19	19	19	19	19	19
25	Montana	1	1	1	1	1	1	1	1	1	1	1
26	Nebraska	32	32	32	32	32	32	32	32	32	32	32
32	North Dakota	0	0	0	0	0	0	0	0	0	0	0
34	Oklahoma	39	39	39	39	39	39	39	39	39	39	39
38	South Dakota	0	0	0	0	0	0	0	0	0	0	0
39	Tennessee	56	56	56	56	56	56	56	56	56	56	56
40	TX - Dallas	44	44	44	44	44	44	44	44	44	44	44
44	West Virginia	10	10	10	10	10	10	10	10	10	10	10
46	Wyoming	7	7	7	7	7	7	7	7	7	7	7
49	TX - Austin	67	67	67	67	67	67	67	67	67	67	67
51	TX - Houston	38	38	38	38	38	38	38	38	38	38	38
52	TX - Lubbock	2	2	2	2	2	2	2	2	2	2	2

Appendix 2
Status of Reconfiguration for Licensees in NPSPAC Channels:
Milestones Completed by Number of Call Signs, Per Wave, Per Region as of December 31, 2018

Public Safety Region (PSR)	PSR Name	Updated Call Sign Population as of 12/31/18	Sprint Initiated Contact with Licensee	Sprint and Licensee Reach Pre-Contract Agreement	Sprint Submits Frequency Reconfiguration Agreement to TA	TA Approves Frequency Reconfiguration Agreement	Through 12/31/18 Call Signs with Reconfiguration Applications Submitted to FCC	Through 12/31/18 Call Signs with Reconfiguration Applications Granted	Sprint Clears Frequencies	Incumbent Clears Frequencies	Through 12/31/18 Call Signs with Surrender Applications Submitted to FCC	Through 12/31/18 Call signs with Surrender Applications Granted
Number of Call Signs												
Wave 3	Subtotal	1100	1100	1100	1100	1100	1100	1100	1100	1100	1100	1100
1	Alabama	32	32	32	32	32	32	32	32	32	32	32
9	Florida	330	330	330	330	330	330	330	330	330	330	330
10	Georgia	82	82	82	82	82	82	82	82	82	82	82
18	Louisiana	74	74	74	74	74	74	74	74	74	74	74
23	Mississippi	24	24	24	24	24	24	24	24	24	24	24
31	North Carolina	368	368	368	368	368	368	368	368	368	368	368
37	South Carolina	177	177	177	177	177	177	177	177	177	177	177
47	Puerto Rico	13	13	13	13	13	13	13	13	13	13	13
48	US Virgin Islands	0	0	0	0	0	0	0	0	0	0	0
Wave 4	Subtotal	1701	1701	1701	1701	1700	1529	1529	1700	1491	1513	1508
2	Alaska	1	1	1	1	1	1	1	1	1	1	1
3	Arizona*	99	99	99	99	99	86	86	99	98	86	86
5	CA - South*	390	390	390	390	390	251	251	390	183	235	230
21	Michigan	340	340	340	340	340	340	340	340	340	340	340
29	New Mexico*	9	9	9	9	9	7	7	9	9	7	7
30	NY - Albany	189	189	189	189	189	189	189	189	189	189	189
33	Ohio	178	178	178	178	178	178	178	178	178	178	178
36	Pennsylvania	231	231	231	231	231	231	231	231	231	231	231
43	Washington	177	177	177	177	177	177	177	177	177	177	177
50	TX - El Paso*	5	5	5	5	4	2	2	4	4	2	2
53	TX - San Antonio*	32	32	32	32	32	17	17	32	31	17	17
54	MI portion of Chicago	25	25	25	25	25	25	25	25	25	25	25
55	New York - Buffalo	25	25	25	25	25	25	25	25	25	25	25
61	Gulf of Mexico	0	0	0	0	0	0	0	0	0	0	0
62	Marianas	0	0	0	0	0	0	0	0	0	0	0
63	Guam	0	0	0	0	0	0	0	0	0	0	0
64	American Samoa	0	0	0	0	0	0	0	0	0	0	0
Total for Waves 1-4		5491	5491	5491	5491	5490	5317	5317	5490	5277	5300	5295

Notes:

* Data includes call signs in the U.S.-Mexico border region.

a. Data does not include call signs that were under contract with Sprint prior to the start of reconfiguration and for which contracts will not be submitted to the TA for review and approval for Sprint credit.

b. The current population of call signs has been adjusted for call signs cancelled without a Frequency Reconfiguration Agreement (FRA), and incremented for any call signs added through pending applications. Licensees may cancel licenses or let them expire without entering into an FRA.

c. Data includes call signs with fixed locations authorized for frequencies in the 866-869 MHz range, and those with adequate geographic data to determine a Public Safety Region.

d. Data for the call sign population and applications may not match data for Sprint milestones due to call signs expiring or being cancelled without contracts. In addition, certain FRAs may include call signs undergoing reconfiguration that may be cancelled or assigned without frequencies being changed on that particular call sign. Call signs with old frequencies being deleted via a partial assignment are not included in the delete application data.

e. Data between Incumbent Clear and Notify and Surrender Applications Submitted to FCC do not always match due to partial assignment applications filed in advance of frequency clearing to expedite the process and occasional time lags in the reporting on licensee frequency clearing.

f. As of the second quarter of 2007, the NPSPAC call sign data includes STA NPSPAC call signs and call signs without fixed locations (e.g., mobile-only authorizations).

g. Incumbent Clear and Notify counts may exceed Sprint Cleared counts in certain PSRs due to Sprint data entry delays; incumbents clearing by cancelling licenses for which Sprint would not need to clear frequencies; or the replacement channels were not currently in operation in Sprint's network.

Appendix 2
Status of NPSPAC Channels
Cleared, Per Region, Per Wave, as of December 31, 2018

Public Safety Region (PSR)	PSR Name	Wave	Cleared NPSPAC Channels (25 kHz equivalents)*	Percentage Clear	Percentage Encumbered	Relinquishment Stage Attained	Category in FCC's 3/31/2010 and 3/31/2011 Orders and 11/27/2012 Public Notice**
1	Alabama	3	120	100	0	6	1
2	Alaska	4	120	100	0	6	0
3	Arizona	4	120	100	0	6	3
4	Arkansas	2	120	100	0	6	0
5	California - South	4	0	0	100	1	3
6	California - North	1	120	100	0	6	1
7	Colorado	1	120	100	0	6	0
8	New York - Metropolitan	1	120	100	0	6	1
9	Florida	3	120	100	0	6	1
10	Georgia	3	120	100	0	6	0
11	Hawaii	1	120	100	0	6	0
12	Idaho	2	120	100	0	6	0
13	Illinois	1	120	100	0	6	0
14	Indiana	1	120	100	0	6	1
15	Iowa	2	120	100	0	6	0
16	Kansas	2	120	100	0	6	1
17	Kentucky	2	120	100	0	6	0
18	Louisiana	3	120	100	0	6	1
19	Maine, New Hampshire, Vermont, Massachusetts, Rhode Island, Connecticut	1	120	100	0	6	1
20	Maryland; Washington, DC; Virginia - Northern	1	120	100	0	6	1
21	Michigan	4	120	100	0	6	3
22	Minnesota	2	120	100	0	6	0
23	Mississippi	3	120	100	0	6	0
24	Missouri	2	120	100	0	6	0
25	Montana	2	120	100	0	6	0
26	Nebraska	2	120	100	0	6	0
27	Nevada	1	120	100	0	6	1
28	New Jersey, Pennsylvania, Delaware	1	120	100	0	6	1
29	New Mexico	4	120	100	0	6	0
30	New York - Albany	4	120	100	0	6	3
31	North Carolina	3	120	100	0	6	1
32	North Dakota	2	120	100	0	6	0
33	Ohio	4	120	100	0	6	3
34	Oklahoma	2	120	100	0	6	1
35	Oregon	1	120	100	0	6	0
36	Pennsylvania	4	120	100	0	6	1
37	South Carolina	3	120	100	0	6	1
38	South Dakota	2	120	100	0	6	0
39	Tennessee	2	120	100	0	6	1
40	Texas - Dallas	2	120	100	0	6	1
41	Utah	1	120	100	0	6	0
42	Virginia	1	120	100	0	6	1
43	Washington	4	120	100	0	6	3
44	West Virginia	2	120	100	0	6	0
45	Wisconsin	1	120	100	0	6	0
46	Wyoming	2	120	100	0	6	0
47	Puerto Rico	3	120	100	0	6	0

Appendix 2
Status of NPSPAC Channels
Cleared, Per Region, Per Wave, as of December 31, 2018

Public Safety Region (PSR)	PSR Name	Wave	Cleared NPSPAC Channels (25 kHz equivalents)*	Percentage Clear	Percentage Encumbered	Relinquishment Stage Attained	Category in FCC's 3/31/2010 and 3/31/2011 Orders and 11/27/2012 Public Notice**
48	U.S. Virgin Islands	3	120	100	0	6	0
49	Texas - Austin	2	120	100	0	6	1
50	Texas - El Paso	4	113	94.17	5.83	5	3
51	Texas - Houston	2	120	100	0	6	1
52	Texas - Lubbock	2	120	100	0	6	0
53	Texas - San Antonio	4	82	68.33	31.67	3	3
54	Chicago - Metropolitan	1	120	100	0	6	1
55	New York - Buffalo	4	120	100	0	6	3
61	Gulf of Mexico	4	120	100	0	6	N/A
62	Marianas	4	120	100	0	6	N/A
63	Guam	4	120	100	0	6	N/A
64	American Samoa	4	120	100	0	6	N/A

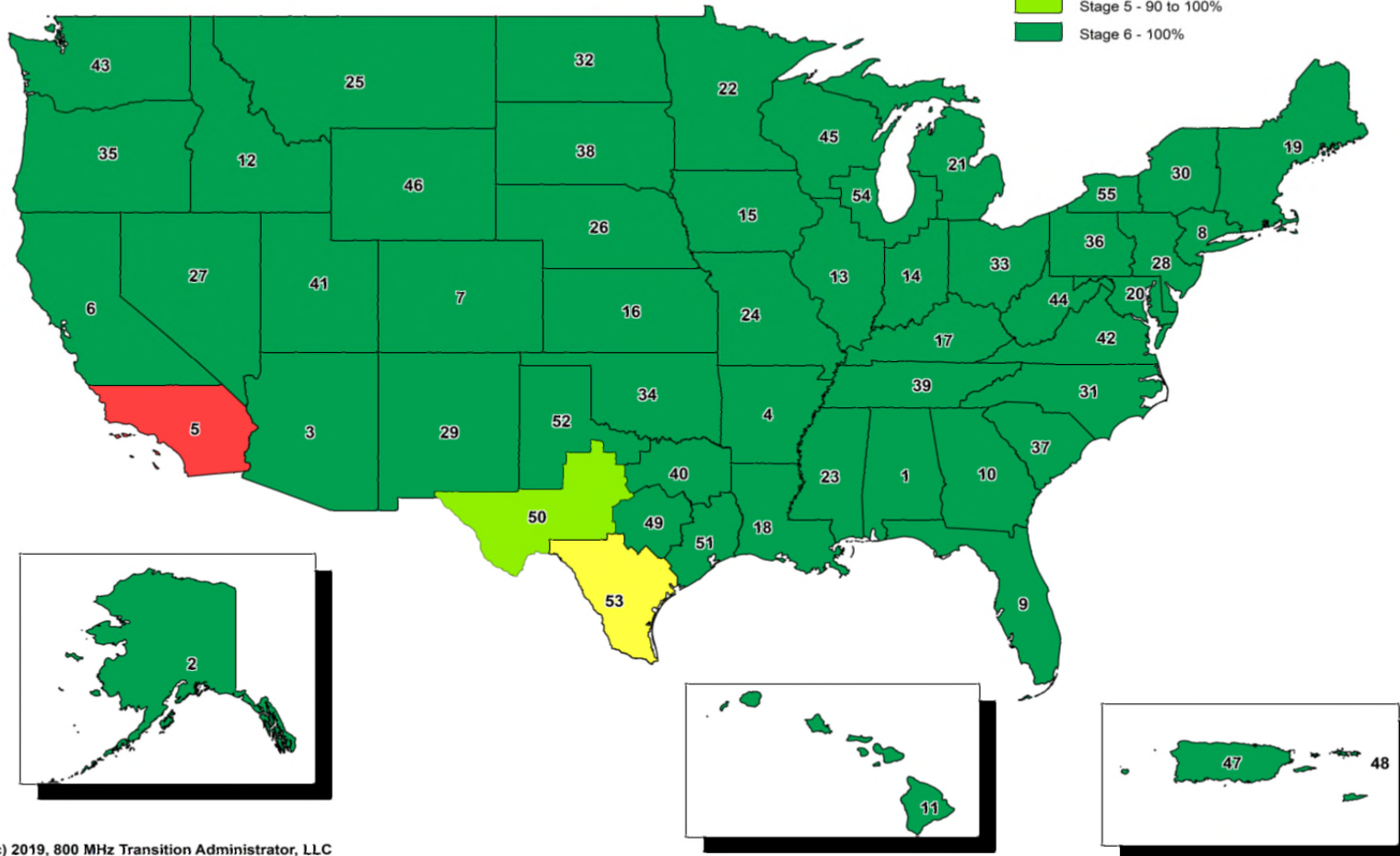
* There are 120 25 kHz channel equivalents in the 821-824/866-869 MHz band. For a 25 kHz channel to be cleared, the center NPSPAC channel as well as the adjacent offset channels must be cleared. For instance, to clear 821/866.0625, 821/866.0500 and 821/866.0750 must also be cleared.

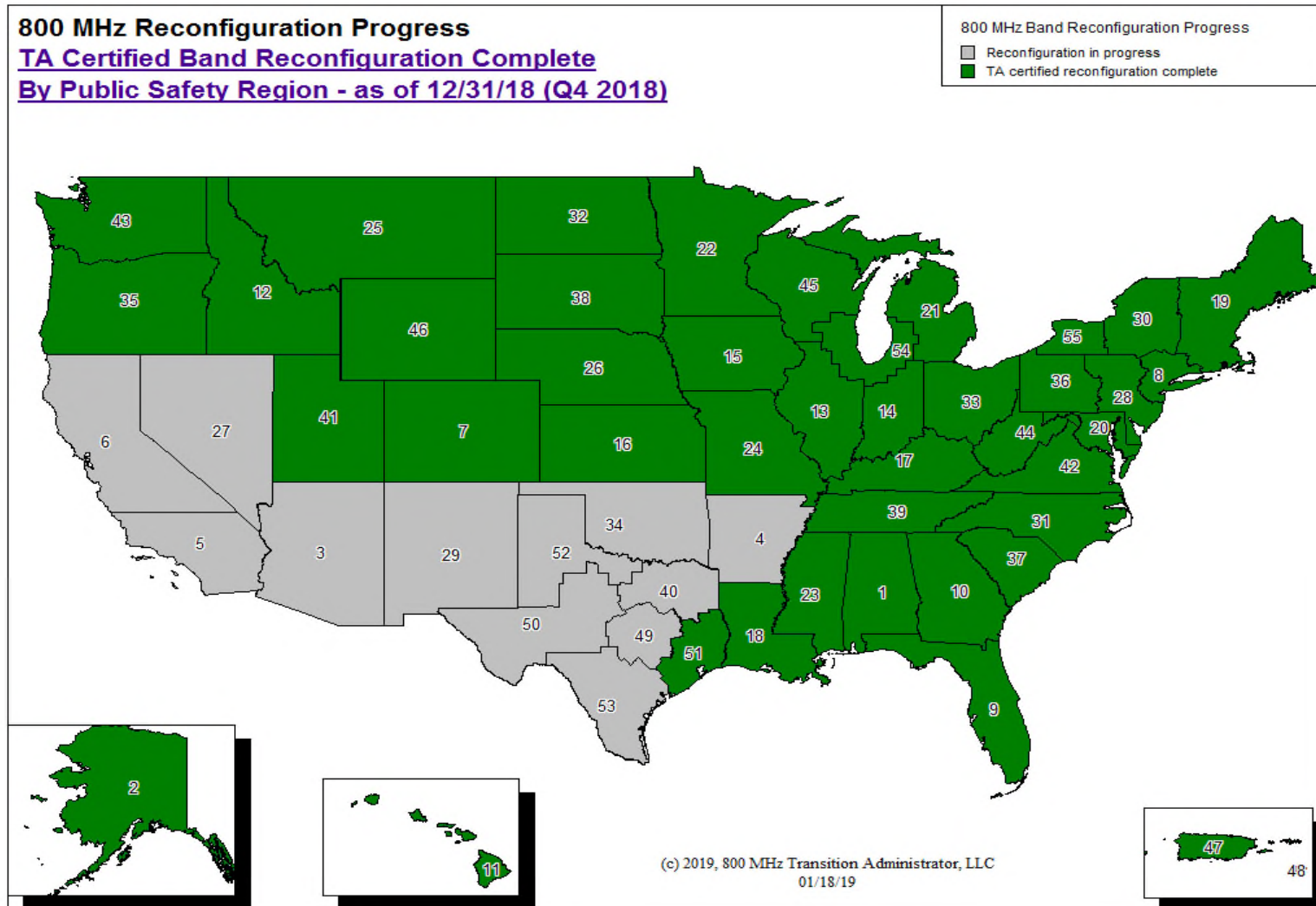
** 0 = Vacate per DA 10-576; 1 = Vacate per DA 11-585 or DA 12-1839; 2 = Vacate in Stages; 3 = Border; N/A = not addressed in DA 10-576 or DA 11-585 (pseudo PSR number by TA)

NPSPAC Band (866-869 MHz) Clearing Progress
25 kHz Channel Equivalents
ULS Data as of 12/30/18
STAGES BASED ONLY ON ACTUAL NPSPAC CLEARING

NPSPAC Clearing Stages, By NPSPAC Region
Clearing Based on FCC ULS Data Only, not FCC Orders

- Stage 1 - 0 to 10%
- Stage 2 - 10 to 50%
- Stage 3 - 50 to 75%
- Stage 4 - 75 to 90%
- Stage 5 - 90 to 100%
- Stage 6 - 100%



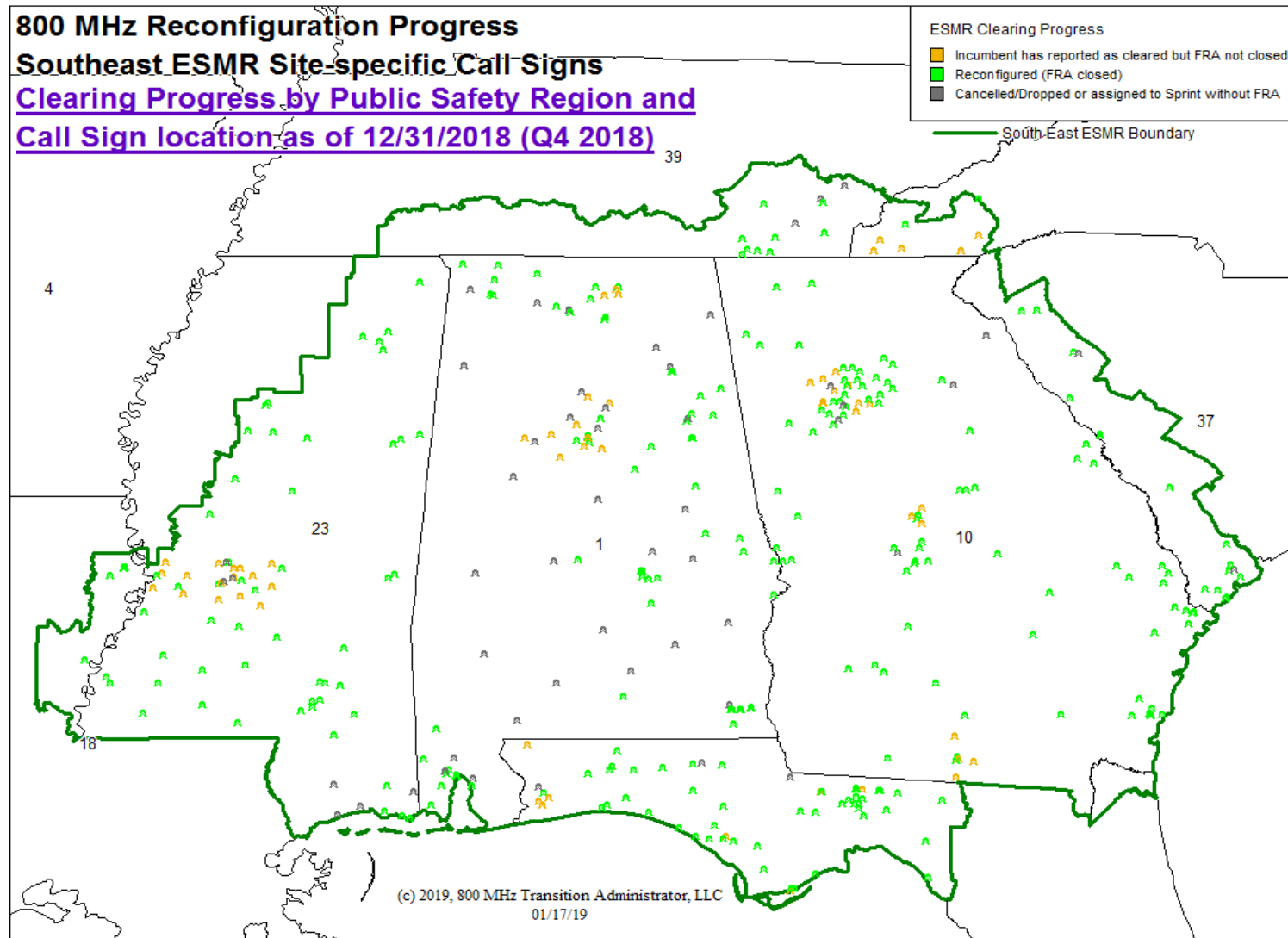


Appendix 2
Status of Reconfiguration for Licensees in the Southeast ESMR Band:
Milestones Completed by Number of Call Signs, Per Wave, Per Region, as of December 31, 2018

Public Safety Region (PSR)	PSR Name	Updated Call Sign Population as of 12/31/18	Sprint Initiated Contact with Licensee	Sprint and Licensee Reach Pre-Contract Agreement	Sprint Submits Frequency Reconfiguration Agreement to TA	TA Approves Frequency Reconfiguration Agreement	Through 12/31/18 Call Signs with Reconfiguration Applications Submitted to FCC	Through 12/31/18 Call Signs with Reconfiguration Applications Granted	Sprint Clears Frequencies	Incumbent Clears Frequencies	Through 12/31/18 Call Signs with Surrender Applications Submitted to FCC	Through 12/31/18 Call signs with Surrender Applications Granted
Number of Call Signs												
Wave 1	Subtotal	0	0	0	0	0	0	0	0	0	0	0
Wave 2	Subtotal	7	7	7	7	7	7	7	7	7	7	7
39	Tennessee	7	7	7	7	7	7	7	7	7	7	7
Wave 3	Subtotal	240	240	240	240	240	240	240	240	240	240	240
1	Alabama	56	56	56	56	56	56	56	56	56	56	56
9	Florida	32	32	32	32	32	32	32	32	32	32	32
10	Georgia	76	76	76	76	76	76	76	76	76	76	76
18	Louisiana	5	5	5	5	5	5	5	5	5	5	5
23	Mississippi	52	52	52	52	52	52	52	52	52	52	52
31	North Carolina	7	7	7	7	7	7	7	7	7	7	7
37	South Carolina	12	12	12	12	12	12	12	12	12	12	12
Wave 4	Subtotal	0	0		0	0	0	0	0	0	0	0
Total for Waves 1-4		247	247	247	247	247	247	247	247	247	247	247

Notes:

- a. Data for the Southeast ESMR Band call signs does not include call signs that were under contract with Sprint prior to the start of reconfiguration and for which contracts will not be submitted to the TA for review and approval for Sprint credit.
- b. The current population of call signs has been adjusted for call signs cancelled without a Frequency Reconfiguration Agreement (FRA), and incremented for any call signs added through pending applications. Licensees may cancel licenses or let them expire without entering into an FRA.
- c. Data includes call signs with fixed locations authorized for frequencies in the Southeast ESMR Band with adequate geographic data to determine a Public Safety Region.
- d. Data for the call sign population and applications may not match data for Sprint milestones due to call signs expiring or being cancelled without contracts. In addition, certain FRAs may include call signs undergoing reconfiguration that may be cancelled or assigned without frequencies being changed on that particular call sign. Call signs with old frequencies being deleted via a partial assignment are not included in the delete application data.
- e. Data between Incumbent Clear and Notify and Surrender Applications Submitted to FCC do not always match due to partial assignment applications filed in advance of frequency clearing to expedite the process and occasional time lags in the reporting on licensee frequency clearing.
- f. Incumbent Clear and Notify counts may exceed Sprint Cleared counts in certain PSRs due to Sprint data entry delays; incumbents clearing by cancelling licenses for which Sprint would not need to clear frequencies; or the replacement channels were not currently in operation in Sprint's network.



Appendix 2
Status of Reconfiguration for Licensees in the ESMR Band:
Milestones Completed by Number of Call Signs, Per Wave, Per Region, as of December 31, 2018

Public Safety Region (PSR)	PSR Name	Updated Call Sign Population as of 12/31/18	Sprint Initiated Contact with Licensee	Sprint and Licensee Reach Pre-Contract Agreement	Sprint Submits Frequency Reconfiguration Agreement to TA	TA Approves Frequency Reconfiguration Agreement	Through 12/31/18 Call Signs with Reconfiguration Applications Submitted to FCC	Through 12/31/18 Call Signs with Reconfiguration Applications Granted	Sprint Clears Frequencies	Incumbent Clears Frequencies	Through 12/31/18 Call Signs with Surrender Applications Submitted to FCC	Through 12/31/18 Call signs with Surrender Applications Granted
Number of Call Signs												
Wave 1	Subtotal	0	0	0	0	0	0	0	0	0	0	0
Wave 2	Subtotal	3	3	3	3	3	3	3	3	3	3	3
4	Arkansas	3	3	3	3	3	3	3	3	3	3	3
Wave 3	Subtotal	41	41	41	41	41	41	41	41	41	41	41
47	Puerto Rico	36	36	36	36	36	36	36	36	36	36	36
48	US Virgin Islands	5	5	5	5	5	5	5	5	5	5	5
Wave 4	Subtotal	0	0	0	0	0	0	0	0	0	0	0
Total for Waves 1-4		44	44	44	44	44	44	44	44	44	44	44

Notes:

- a. The current population of call signs has been adjusted for call signs cancelled without a Frequency Reconfiguration Agreement (FRA), and incremented for any call signs added through pending applications. Licensees may cancel licenses or let them expire without entering into an FRA.
- b. Data includes call signs with fixed locations authorized for frequencies in the ESMR Band with adequate geographic data to determine a Public Safety Region.
- c. Data for the call sign population and applications may not match data for Sprint milestones due to call signs expiring or being cancelled without contracts. In addition, certain FRAs may include call signs undergoing reconfiguration that may be cancelled or assigned without frequencies being changed on that particular call sign. Call signs with old frequencies being deleted via a partial assignment are not included in the delete application data.
- d. Data between Incumbent Clear and Notify and Surrender Applications Submitted to FCC do not always match due to partial assignment applications filed in advance of frequency clearing to expedite the process and occasional time lags in the reporting on licensee frequency clearing.
- e. Incumbent Clear and Notify counts may exceed Sprint Cleared counts in certain PSRs due to Sprint data entry delays; incumbents clearing by cancelling licenses for which Sprint would not need to clear frequencies; or the replacement channels were not currently in operation in Sprint's network.

Appendix 3A

Status of Reconfiguration for Non-Border Licensees in NPSPAC Channels: Milestones Completed by Number of Frequency Reconfiguration Agreements, Per Wave, Per Region, as of December 31, 2018

NPSPAC Region	Number of Stage 2 FRAs	Sprint and Licensee Reach Pre-Contract Agreement*	FRAs Submitted to TA	FRAs Approved by TA	FRAs with Physical Retunes Reported as Completed*
		Number of Frequency Reconfiguration Agreements (FRAs)			
Wave 1	355	355	355	355	339
6	39	39	39	39	39
7	9	9	9	9	9
8	47	47	47	47	47
11	3	3	3	3	3
13	8	8	8	8	7
14	19	19	19	19	19
19	53	53	53	53	53
20	34	34	34	34	28
27	4	4	4	4	4
28	18	18	18	18	17
35	5	5	5	5	5
41	9	9	9	9	3
42	23	23	23	23	22
45	4	4	4	4	4
54	40	40	40	40	39
Multiregion	40	40	40	40	40
Wave 2	225	225	225	225	222
4	9	9	9	9	9
15	16	16	16	16	16
16	21	21	21	21	21
17	17	17	17	17	17
22	15	15	15	15	15
24	13	13	13	13	13
26	17	17	17	17	17
34	8	8	8	8	8
39	24	24	24	24	22
40	33	33	33	33	32
44	1	1	1	1	1
46	2	2	2	2	2
49	14	14	14	14	14
51	10	10	10	10	10
52	2	2	2	2	2
Multiregion	23	23	23	23	23
Wave 3	228	228	228	228	219
1	18	18	18	18	18
9	58	58	58	58	52
10	40	40	40	40	39
18	29	29	29	29	29
23	15	15	15	15	15
31	31	31	31	31	31
37	13	13	13	13	11
47	6	6	6	6	6
Multiregion	18	18	18	18	18

Appendix 3A

Status of Reconfiguration for Non-Border Licensees in NPSPAC Channels: Milestones Completed by Number of Frequency Reconfiguration Agreements, Per Wave, Per Region, as of December 31, 2018

NPSPAC Region	Number of Stage 2 FRAs	Sprint and Licensee Reach Pre-Contract Agreement*	FRAs Submitted to TA	FRAs Approved by TA	FRAs with Physical Retunes Reported as Completed*
		Number of Frequency Reconfiguration Agreements (FRAs)			
Wave 4	44	44	44	44	44
2	1	1	1	1	1
5	3	3	3	3	3
29	6	6	6	6	6
30	3	3	3	3	3
33	9	9	9	9	9
36	3	3	3	3	3
43	2	2	2	2	2
44	1	1	1	1	1
49	1	1	1	1	1
50	2	2	2	2	2
53	6	6	6	6	6
54	2	2	2	2	2
Multiregion	5	5	5	5	5
TOTAL	852	852	852	852	824

* Sprint is the data source for this column. The figures have not been verified by the TA.

Appendix 3B

Status of Reconfiguration for Canadian Border Region Licensees in Stage 2: Milestones Completed by Number of Frequency Reconfiguration Agreements, Per Wave, Per Region, as of December 31, 2018

NPSPAC Region	Number of Stage 2 FRAs*	Sprint Initiated Contact with Licensee*	Sprint and Licensee Reach Pre-Contract Agreement*	FRAs Submitted to TA	FRAs Approved by TA	FRAs with Physical Retunes Reported as Completed*
		Number of Frequency Reconfiguration Agreements (FRAs)				
19	1	1	1	1	1	1
21	22	22	22	22	22	22
22	1	1	1	1	1	1
25	1	1	1	1	1	1
30	7	7	7	7	7	7
33	37	37	37	37	37	37
36	2	2	2	2	2	2
43	21	21	21	21	21	21
55	11	11	11	11	11	11
Multiregion	13	13	13	13	13	13
TOTAL	116	116	116	116	116	116

* Sprint is the data source for this column. The figures have not been verified by the TA.

Appendix 3C

Status of Reconfiguration for Mexican Border Public Safety Licensees: Milestones Completed by Number of Frequency Reconfiguration Agreements, Per Wave, Per Region, as of December 31, 2018

NPSPAC Region	Number of FRAs	Sprint Initiated Contact with Licensee*	Sprint and Licensee Reach Pre-Contract Agreement*	FRAs Submitted to TA	FRAs Approved by TA	FRAs with Physical Retunes Reported as Completed*
		Number of Frequency Reconfiguration Agreements (FRAs)				
3	16	16	16	16	16	15
5	22	22	22	22	22	20
29	1	1	1	1	1	1
50	3	3	3	3	3	2
53	21	21	21	21	21	18
Multiregion	11	11	11	11	11	8
TOTAL	74	74	74	74	74	64

* Sprint is the data source for this column. The figures have not been verified by the TA.

Appendix 3D

Status of Reconfiguration for Licensees in the ESMR Band: Milestones Completed by Number of Frequency Reconfiguration Agreements, Per Wave, Per Region, as of December 31, 2018

NPSPAC Region	Number of ESMR FRAs	Sprint and Licensee Reach Pre-Contract Agreement*	FRAs Submitted to TA	FRAs Approved by TA	FRAs with Physical Retunes Reported as Completed*
		Number of Frequency Reconfiguration Agreements (FRAs)			
Wave 2	1	1	1	1	1
4	1	1	1	1	1
Wave 3	9	9	9	9	9
23	1	1	1	1	1
47	7	7	7	7	7
48	1	1	1	1	1
TOTAL	10	10	10	10	10

* Sprint is the data source for this column. The figures have not been verified by the TA.

Appendix 4
Entities Filing Expansion Band Elections, as of December 31, 2018

No additional Expansion Band Elections were filed in the quarter ended December 31, 2018. A complete list of Expansion Band Elections is available in the TA's Quarterly Progress Report for the Quarter Ended September 30, 2017, which was filed in WT Docket No. 02-55 on December 14, 2017.

Appendix 5
Call Sign-Related Reconfiguration Information, as of December 31, 2018

Current Population of Site Specific Call Signs, Per Wave, Per Region, as of December 31, 2018							
Public Safety Region (PSR)	PSR Name	Channels 1-120	Expansion Band	NPSPAC Band	SE ESMR Band	ESMR Band	Total
		Number of Call Signs					
Wave 1	Subtotal	791	299	1927	0	0	3017
6	CA - North	107	88	136	0	0	331
7	Colorado	27	15	224	0	0	266
8	NY - Metro (CT, NJ, NY, PA)	96	36	389	0	0	521
11	Hawaii	55	5	28	0	0	88
13	Illinois	40	12	139	0	0	191
14	Indiana	27	34	147	0	0	208
19	ME, NH, VT, MA, RI, CT	73	24	134	0	0	231
20	MD; DC; VA - Northern	66	5	96	0	0	167
27	Nevada	63	5	38	0	0	106
28	NJ, PA, DE	67	6	216	0	0	289
35	Oregon	48	1	40	0	0	89
41	Utah	21	3	146	0	0	170
42	Virginia	52	23	58	0	0	133
45	Wisconsin	13	10	3	0	0	26
54	Chicago	36	32	133	0	0	201
Wave 2	Subtotal	469	175	764	7	3	1418
4	Arkansas	38	45	95	0	3	181
12	Idaho	14	0	0	0	0	14
15	Iowa	16	16	7	0	0	39
16	Kansas	33	6	280	0	0	319
17	Kentucky	16	13	16	0	0	45
22	Minnesota	74	10	50	0	0	134
24	Missouri	37	11	19	0	0	67
25	Montana	19	0	1	0	0	20
26	Nebraska	10	4	32	0	0	46
32	North Dakota	6	0	0	0	0	6
34	Oklahoma	25	3	40	0	0	68
38	South Dakota	1	0	0	0	0	1
39	Tennessee	43	28	56	7	0	134
40	TX - Dallas	38	21	44	0	0	103
44	West Virginia	3	1	10	0	0	14
46	Wyoming	1	2	7	0	0	10
49	TX - Austin	11	9	67	0	0	87
51	TX - Houston	42	5	38	0	0	85
52	TX - Lubbock	42	1	2	0	0	45
Wave 3	Subtotal	511	199	1100	240	41	2091
1	Alabama	9	28	32	56	0	125
9	Florida	216	61	330	32	0	639
10	Georgia	49	29	82	76	0	236
18	Louisiana	79	15	74	5	0	173
23	Mississippi	23	18	24	52	0	117
31	North Carolina	67	23	368	7	0	465
37	South Carolina	37	23	177	12	0	249
47	Puerto Rico	18	2	13	0	36	69
48	US Virgin Islands	13	0	0	0	5	18

Appendix 5
Call Sign-Related Reconfiguration Information, as of December 31, 2018

Current Population of Site Specific Call Signs, Per Wave, Per Region, as of December 31, 2018							
Public Safety Region (PSR)	PSR Name	Channels 1-120	Expansion Band	NPSPAC Band	SE ESMR Band	ESMR Band	Total
Number of Call Signs							
Wave 4	Subtotal	813	188	1701	0	0	2702
2	Alaska	22	1	1	0	0	24
3	Arizona*	69	7	99	0	0	175
5	CA - South*	82	24	390	0	0	496
21	Michigan	57	0	340	0	0	397
29	New Mexico*	25	5	9	0	0	39
30	NY - Albany	91	62	189	0	0	342
33	Ohio	105	37	178	0	0	320
36	Pennsylvania	11	9	231	0	0	251
43	Washington	148	15	177	0	0	340
50	TX - El Paso*	10	2	5	0	0	17
53	TX - San Antonio*	16	6	32	0	0	54
54	MI portion of Chicago	9	5	25	0	0	39
55	New York - Buffalo	168	15	25	0	0	208
61	Gulf of Mexico	0	0	0	0	0	0
62	Marianas	0	0	0	0	0	0
63	Guam	0	0	0	0	0	0
64	American Samoa	0	0	0	0	0	0
Total for Waves 1-4		2584	861	5492	247	44	9228

* Data includes 1-120, Expansion Band and NPSPAC call signs in the U.S.-Mexico border regions.

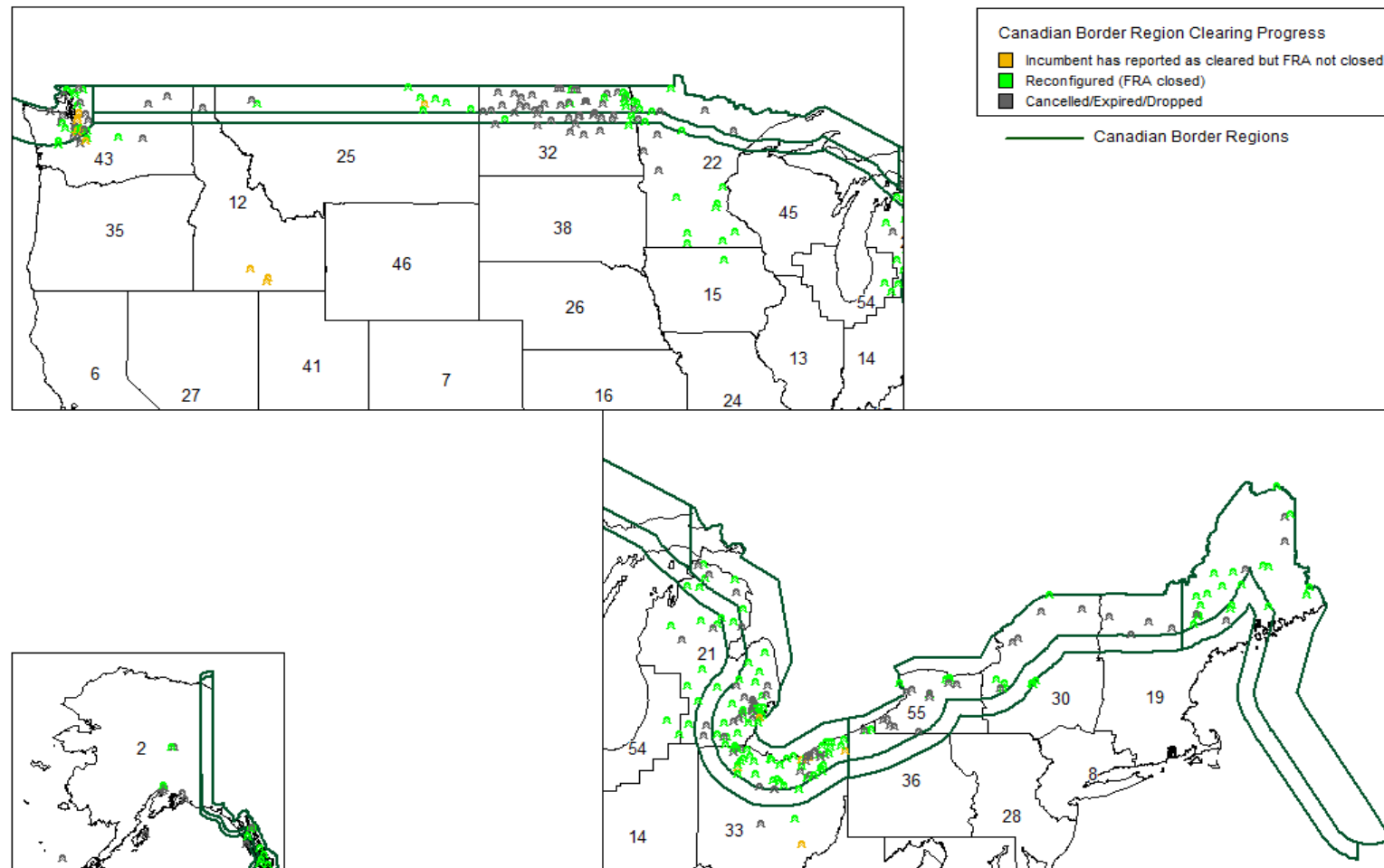
Appendix 5

Call Sign-Related Reconfiguration Information for the Canadian Border Regions, as of December 31, 2018

Current Population of Canadian Border Region Site Specific Call Signs, Per Wave, Per Region, as of December 31, 2018				
Public Safety Region (PSR)	PSR Name	Stage 1	Stage 2	Total
		Number of Call Signs		
Wave 1	Subtotal	15	5	20
19	ME, NH, VT, MA, RI, CT	15	2	17
35	Oregon	0	3	3
Wave 2	Subtotal	34	3	37
12	Idaho	3	0	3
22	Minnesota	13	3	16
25	Montana	4	0	4
32	North Dakota	14	0	14
Wave 3	Subtotal	0	0	0
Wave 4	Subtotal	140	1188	1328
2	Alaska	21	0	21
21	Michigan	35	362	397
30	NY - Albany	11	23	34
33	Ohio	34	239	273
36	Pennsylvania	3	226	229
43	Washington	30	283	313
54	MI portion of Chicago	1	27	28
55	New York - Buffalo	5	28	33
Total for Waves 1-4		189	1196	1385

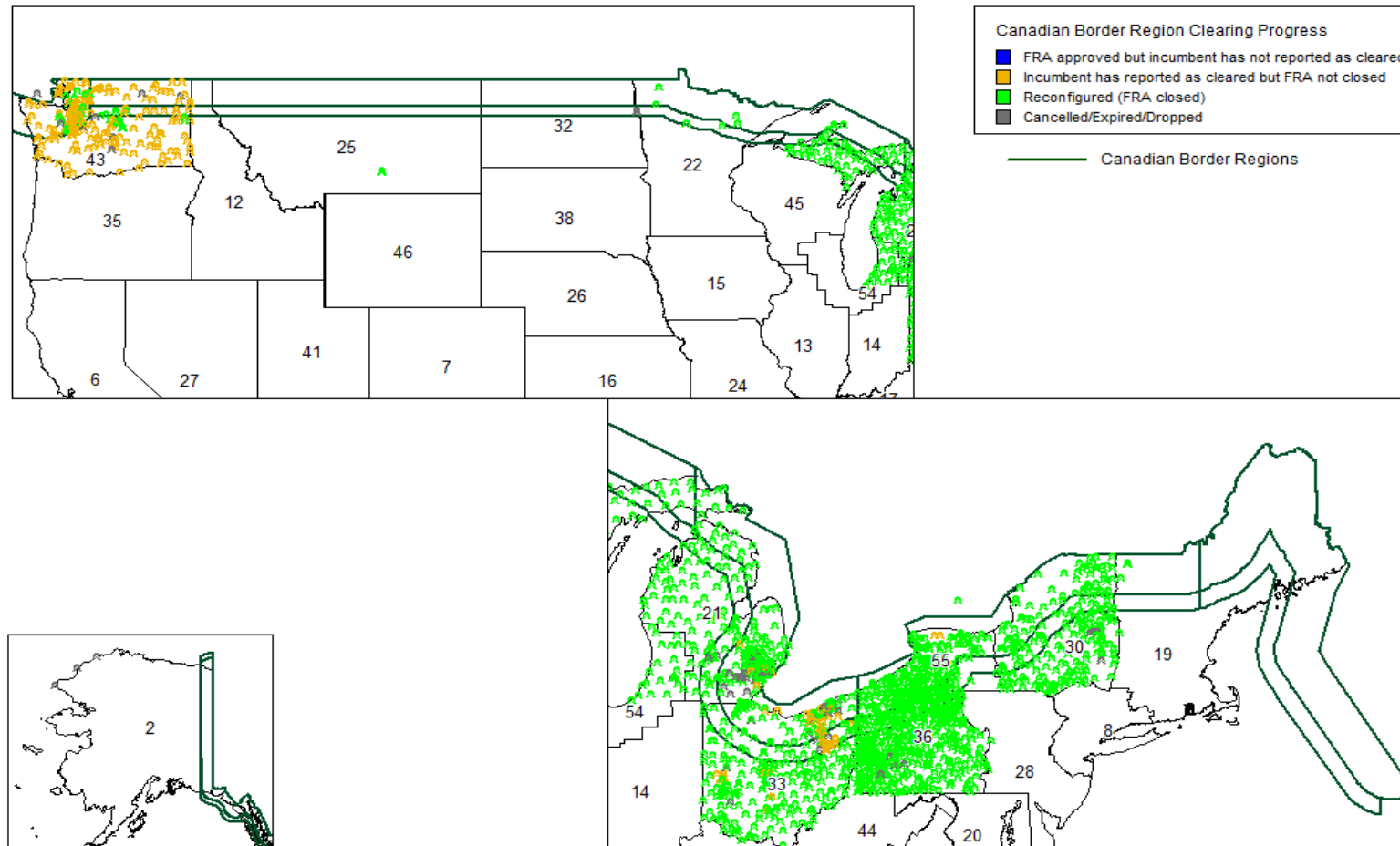
800 MHz Reconfiguration Progress
Canadian Border Regions, Stage 1 Site-specific Call Signs
Clearing Progress and Call Sign location as of 12/31/18 (Q4 2018)

(c) 2019, 800 MHz Transition Administrator, LLC
01/23/19



800 MHz Reconfiguration Progress
Canadian Border Regions, Stage 2 Site-specific Call Signs
Clearing Progress and Call Sign location as of 12/31/18 (Q4 2018)

(c) 2019, 800 MHz Transition Administrator, LLC
01/23/19



Appendix 5

Call Sign-Related Reconfiguration Information for the Mexican Border Region, as of December 31, 2018

Current Population of Mexican Border Region Site Specific Call Signs, Per Wave, Per Region, as of December 31, 2018				
Public Safety Region (PSR)	PSR Name	Public Safety	Non Public Safety	Total
		Number of Call Signs		
Wave 1	Subtotal	6	0	6
6	CA - North	3	0	3
27	Nevada	3	0	3
Wave 2	Subtotal	0	0	0
Wave 3	Subtotal	0	0	0
Wave 4	Subtotal	739	213	952
3	Arizona	131	46	177
5	CA - South	558	81	639
29	New Mexico	3	11	14
50	TX - El Paso	13	31	44
53	TX - San Antonio	34	44	78
Total for Waves 1-4		745	213	958

Note: Region 5 licensees also have call signs in both Regions 6 and 27 that will be part of Mexican border reconfiguration

Appendix 5
Call Sign-Related Reconfiguration Information, as of December 31, 2018

Frequency Proposal Reports for Waves 1-4, as of December 31, 2018															
Status	Wave 1			Wave 2				Wave 3				Wave 4			
	1-120	Exp Band	NPSPAC	1-120	SE ESMR	Exp Band	NPSPAC	1-120	SE ESMR	Exp Band	NPSPAC	1-120	Exp Band	NPSPAC	Other
FPR Sent	100.0%	100.0%	100.0%	100.0%	100.0%	100.0%	100.0%	100.0%	100.0%	100.0%	100.0%	100.0%	100.0%	100.0%	100.0%
Under Prior Contract	0.0%	0.0%	0.0%	0.0%	0.0%	0.0%	0.0%	0.0%	0.0%	0.0%	0.0%	0.0%	0.0%	0.0%	0.0%
Affected by Border Zone	0.0%	0.0%	0.0%	0.0%	0.0%	0.0%	0.0%	0.0%	0.0%	0.0%	0.0%	0.0%	0.0%	0.0%	0.0%
EA/ESMR Related Call Signs	0.0%	0.0%	0.0%	0.0%	0.0%	0.0%	0.0%	0.0%	0.0%	0.0%	0.0%	0.0%	0.0%	0.0%	0.0%
Recent grants, revised or pending proposals	0.0%	0.0%	0.0%	0.0%	0.0%	0.0%	0.0%	0.0%	0.0%	0.0%	0.0%	0.0%	0.0%	0.0%	0.0%
FPRs in process	0.0%	0.0%	0.0%	0.0%	0.0%	0.0%	0.0%	0.0%	0.0%	0.0%	0.0%	0.0%	0.0%	0.0%	0.0%
Total	100.0%	100.0%	100.0%	100.0%	100.0%	100.0%	100.0%	100.0%	100.0%	100.0%	100.0%	100.0%	100.0%	100.0%	100.0%

Notes:

- a. Data for Channels 1-120 call signs excludes call signs that were under contract with Sprint prior to the start of reconfiguration and for which contracts are not going to be submitted to the TA for review and approval for Sprint credit. Data for Expansion Band call signs excludes call signs under prior contract and call signs for which licensees have elected not to reconfigure.
- b. The current population of call signs has been adjusted for call signs cancelled without a Frequency Reconfiguration Agreement (FRA), and incremented for any call signs added through pending applications. Licensees may cancel licenses or let them expire without entering into an FRA.
- c. Data for Channels 1-120 call signs includes call signs with at least one primary fixed location authorized for frequencies the 851-854 MHz range with adequate geographic data to determine a PSR. Expansion Band data includes call signs with at least one primary fixed location in the Expansion Band, as the Expansion Band may be defined inside and outside the Southeast ESMR region, with adequate geographic data to determine a PSR. NPSPAC data includes call signs with fixed locations in the 866-869 MHz range with adequate geographic data to determine a PSR. Southeast ESMR Band data includes call signs with fixed locations in the 858.5-862 MHz range within the Southeast ESMR region and with adequate geographic data to determine a PSR. Call signs with locations in multiple PSRs are counted for each PSR. Call signs are counted within every PSR for which they have a fixed primary location.
- d. Data has been adjusted to reflect the change in the band plan in the Atlanta area pursuant to the FCC's October 5, 2005 Memorandum Opinion and Order.
- e. Wave 4 Other includes the following US-Mexico border area reconfiguration categories: Sharing Zone 1-120, Sharing Zone Interleaved, Sharing Zone NPSPAC, ESMR, Guard Band.

Appendix 6

Status of Frequency Reconfiguration Agreement Review for Non-Border and Canadian Border Region Stage 1 and Mexican Border Non-Public Safety, Per Wave, Per Region, as of December 31, 2018

NPSPAC Region	NPSPAC Region Name	1-5 Days from Receipt	6-10 Days from Receipt	11-15 Days from Receipt	16-20 Days from Receipt	21 Days or More from Receipt	Total
		Number of Frequency Reconfiguration Agreements (FRAs)					
Wave 1	Subtotal	288	52	15	0	0	355
	MultiRegion	27	11	2	0	0	40
6	Northern California	35	6	3	0	0	44
7	Colorado	16	0	1	0	0	17
8	Metropolitan, NYC Area (NY, NJ, CT)	31	6	1	0	0	38
9	Florida	1	0	0	0	0	1
11	Hawaii	7	0	2	0	0	9
13	Illinois	20	2	1	0	0	23
14	Indiana	11	1	1	0	0	13
19	New England	24	2	0	0	0	26
20	DC, Maryland, Northern VA	16	7	0	0	0	23
27	Nevada	21	3	2	0	0	26
28	Eastern Pennsylvania	23	1	1	0	0	25
35	Oregon	15	1	0	0	0	16
41	Utah	5	2	0	0	0	7
42	Virginia	14	4	0	0	0	18
45	Wisconsin	7	1	0	0	0	8
54	Chicago Metro	15	5	1	0	0	21
Wave 2	Subtotal	167	36	2	1	0	206
	MultiRegion	22	8	2	0	0	32
4	Arkansas	8	3	0	0	0	11
12	Idaho	5	1	0	0	0	6
15	Iowa	4	2	0	0	0	6
16	Kansas	9	2	0	1	0	12
17	Kentucky	10	2	0	0	0	12
22	Minnesota	31	3	0	0	0	34
24	Missouri	12	4	0	0	0	16
25	Montana	4	0	0	0	0	4
26	Nebraska	3	1	0	0	0	4
32	North Dakota	1	0	0	0	0	1
34	Oklahoma	0	2	0	0	0	2
38	South Dakota	2	0	0	0	0	2
39	Tennessee	22	3	0	0	0	25
40	Texas - Dallas	10	2	0	0	0	12
44	West Virginia	1	1	0	0	0	2
49	Texas - Austin	2	1	0	0	0	3
51	Texas - Houston	13	1	0	0	0	14
52	Texas - Lubbock	8	0	0	0	0	8
Wave 3	Subtotal	226	20	5	0	0	251
	MultiRegion	18	2	1	0	0	21
1	Alabama	14	1	0	0	0	15
9	Florida	75	9	4	0	0	88
10	Georgia	47	4	0	0	0	51
18	Louisiana	16	1	0	0	0	17
23	Mississippi	16	1	0	0	0	17
31	North Carolina	23	1	0	0	0	24
37	South Carolina	8	1	0	0	0	9
47	Puerto Rico	6	0	0	0	0	6
48	US Virgin Islands	3	0	0	0	0	3

Appendix 6

Status of Frequency Reconfiguration Agreement Review for Non-Border and Canadian Border Region Stage 1 and Mexican Border Non-Public Safety, Per Wave, Per Region, as of December 31, 2018

NPSPAC Region	NPSPAC Region Name	1-5 Days from Receipt	6-10 Days from Receipt	11-15 Days from Receipt	16-20 Days from Receipt	21 Days or More from Receipt	Total
		Number of Frequency Reconfiguration Agreements (FRAs)					
Wave 4	Subtotal	106	8	1	0	0	115
	MultiRegion	8	1	1	0	0	10
2	Alaska	4	0	0	0	0	4
3	Arizona	24	0	0	0	0	24
5	Southern California	3	0	0	0	0	3
10	Georgia	1	0	0	0	0	1
18	Louisiana	11	4	0	0	0	15
21	Michigan	1	0	0	0	0	1
23	Mississippi	2	0	0	0	0	2
29	New Mexico	10	0	0	0	0	10
30	New York - Albany	4	1	0	0	0	5
33	Ohio	10	0	0	0	0	10
36	Western Pennsylvania	5	0	0	0	0	5
43	Washington	5	0	0	0	0	5
50	Texas - El Paso	8	0	0	0	0	8
53	Texas - San Antonio	4	2	0	0	0	6
54	Chicago Metro	4	0	0	0	0	4
63	Guam	2	0	0	0	0	2
Canadian Border	Subtotal	57	13	5	0	0	75
	MultiRegion	6	1	1	0	0	8
2	Alaska	1	1	0	0	0	2
12	Idaho	1	0	0	0	0	1
19	New England	6	1	0	0	0	7
21	Michigan	4	2	0	0	0	6
22	Minnesota	3	0	0	0	0	3
25	Montana	1	1	0	0	0	2
30	New York - Albany	2	1	1	0	0	4
32	North Dakota	4	0	0	0	0	4
33	Ohio	13	3	1	0	0	17
36	Western Pennsylvania	2	0	0	0	0	2
43	Washington	11	3	1	0	0	15
54	Chicago Metro	1	0	0	0	0	1
55	New York - Buffalo	2	0	1	0	0	3
Mexican Border	Subtotal	26	19	0	0	7	52
	MultiRegion	0	2	0	0	2	4
3	Arizona	6	4	0	0	1	11
5	Southern California	10	8	0	0	2	20
29	New Mexico	2	1	0	0	0	3
50	Texas - El Paso	4	1	0	0	2	7
53	Texas - San Antonio	4	3	0	0	0	7
Totals		870	148	28	1	7	1054

Appendix 7

Status of Frequency Reconfiguration Agreement Review for Non-Border and Canadian Border Region Stage 2 and Mexican Border Public Safety, Per Wave, Per Region, as of December 31, 2018

NPSPAC Region	NPSPAC Region Name	1-5 Days from Receipt	6-10 Days from Receipt	11-15 Days from Receipt	16-20 Days from Receipt	21 Days or More from Receipt	Total
		Number of Frequency Reconfiguration Agreements (FRAs)					
Wave 1	Subtotal	278	65	12	0	0	355
	MultiRegion	24	12	4	0	0	40
6	Northern California	33	6	0	0	0	39
7	Colorado	7	1	1	0	0	9
8	Metropolitan, NYC Area (NY, NJ, CT)	40	5	2	0	0	47
11	Hawaii	1	0	2	0	0	3
13	Illinois	7	1	0	0	0	8
14	Indiana	16	3	0	0	0	19
19	New England	41	12	0	0	0	53
20	DC, Maryland, Northern VA	21	12	1	0	0	34
27	Nevada	3	1	0	0	0	4
28	Eastern Pennsylvania	17	1	0	0	0	18
35	Oregon	5	0	0	0	0	5
41	Utah	8	1	0	0	0	9
42	Virginia	20	2	1	0	0	23
45	Wisconsin	3	1	0	0	0	4
54	Chicago Metro	32	7	1	0	0	40
Wave 2	Subtotal	189	32	4	0	0	225
	MultiRegion	18	5	0	0	0	23
4	Arkansas	9	0	0	0	0	9
15	Iowa	15	1	0	0	0	16
16	Kansas	19	2	0	0	0	21
17	Kentucky	14	3	0	0	0	17
22	Minnesota	15	0	0	0	0	15
24	Missouri	12	1	0	0	0	13
26	Nebraska	13	4	0	0	0	17
34	Oklahoma	7	1	0	0	0	8
39	Tennessee	21	2	1	0	0	24
40	Texas - Dallas	28	5	0	0	0	33
44	West Virginia	1	0	0	0	0	1
46	Wyoming	1	0	1	0	0	2
49	Texas - Austin	9	4	1	0	0	14
51	Texas - Houston	5	4	1	0	0	10
52	Texas - Lubbock	2	0	0	0	0	2
Wave 3	Subtotal	167	57	4	0	0	228
	MultiRegion	10	7	1	0	0	18
1	Alabama	12	5	1	0	0	18
9	Florida	43	14	1	0	0	58
10	Georgia	33	7	0	0	0	40
18	Louisiana	19	10	0	0	0	29
23	Mississippi	12	3	0	0	0	15
31	North Carolina	26	5	0	0	0	31
37	South Carolina	6	6	1	0	0	13
47	Puerto Rico	6	0	0	0	0	6

Appendix 7

Status of Frequency Reconfiguration Agreement Review for Non-Border and Canadian Border Region Stage 2 and Mexican Border Public Safety, Per Wave, Per Region, as of December 31, 2018

NPSPAC Region	NPSPAC Region Name	1-5 Days from Receipt	6-10 Days from Receipt	11-15 Days from Receipt	16-20 Days from Receipt	21 Days or More from Receipt	Total
		Number of Frequency Reconfiguration Agreements (FRAs)					
Wave 4	Subtotal	35	9	0	0	0	44
	MultiRegion	4	1	0	0	0	5
2	Alaska	0	1	0	0	0	1
5	Southern California	2	1	0	0	0	3
29	New Mexico	4	2	0	0	0	6
30	New York - Albany	3	0	0	0	0	3
33	Ohio	8	1	0	0	0	9
36	Western Pennsylvania	3	0	0	0	0	3
43	Washington	2	0	0	0	0	2
44	West Virginia	1	0	0	0	0	1
49	Texas - Austin	1	0	0	0	0	1
50	Texas - El Paso	1	1	0	0	0	2
53	Texas - San Antonio	4	2	0	0	0	6
54	Chicago Metro	2	0	0	0	0	2
Canadian Border	Subtotal	86	29	1	0	0	116
	MultiRegion	9	4	0	0	0	13
19	New England	1	0	0	0	0	1
21	Michigan	18	4	0	0	0	22
22	Minnesota	0	1	0	0	0	1
25	Montana	1	0	0	0	0	1
30	New York - Albany	6	1	0	0	0	7
33	Ohio	25	11	1	0	0	37
36	Western Pennsylvania	1	1	0	0	0	2
43	Washington	19	2	0	0	0	21
55	New York - Buffalo	6	5	0	0	0	11
Mexican Border	Subtotal	35	19	1	0	19	74
	MultiRegion	5	3	0	0	3	11
3	Arizona	7	5	1	0	3	16
5	Southern California	9	10	0	0	3	22
29	New Mexico	0	0	0	0	1	1
50	Texas - El Paso	3	0	0	0	0	3
53	Texas - San Antonio	11	1	0	0	9	21
Totals		790	211	22	0	19	1042

Appendix 8
Summary of Stage 1 FRAs that have Closed, as of December 31, 2018

Stage 1 FRAs			
	Deal Name	TA Completion Certification Receipt Date	Deal Count
Wave 1			
1	Lodi Unified School District	12/22/2005	
2	Oregon, State of	12/22/2005	
3	Slater, Stuart R	12/23/2005	
4	Transit Mix Concrete Co	1/24/2006	
5	Wireless Market Source 2	1/26/2006	
6	Firstview Communications 2	1/27/2006	
7	RA Comm Inc	2/3/2006	
8	Billiou Ranch Inc.	2/7/2006	
9	Jokers, Lloyd L	2/7/2006	
10	Parrot Ranch Company	2/15/2006	
11	Stock, Marcia	2/15/2006	
12	Lowery, Nelda	2/15/2006	
13	Clifford Broman & Sons Trucking Inc	2/16/2006	
14	Kuypers, John	2/27/2006	
15	Coast Hotels and Casinos	2/27/2006	
16	Crader, R David	4/17/2006	
17	Herby, Clinton	4/17/2006	
18	Gold Star FS INC	4/18/2006	
19	Vico Construction Company	4/19/2006	
20	High Peak Communications, LLC	4/21/2006	
21	Taylor, Eugene J.	4/21/2006	
22	Ruffin Gaming LLC	4/21/2006	
23	Boyar, Adam	4/25/2006	
24	Plantings By the Sea	4/25/2006	
25	Sunset Scavenger Corp	4/27/2006	
26	Espinoza, Raul	4/27/2006	
27	Taylor, Dorothy L	4/27/2006	
28	Ohio Valley Gas	4/27/2006	
29	Marco Polo Rebanding	4/27/2006	
30	Binder Machinery Corporation	4/28/2006	
31	Albany, City of	5/3/2006	
32	Cunningham, Barbara	5/5/2006	
33	Tooele, County Of	5/9/2006	
34	Viking Land Mobile Communications, Inc. (2)	5/9/2006	
35	Salisbury, Town of	5/9/2006	
36	Steg, Bernard (2)	5/9/2006	
37	Emery, Connie R	5/11/2006	
38	Detweiler, Scott R.	5/15/2006	
39	ISG Indiana Harbor Inc.	5/16/2006	
40	Smith, Alton	5/18/2006	
41	Myers, Natalie	5/19/2006	
42	Gallagher Asphalt # 2	5/23/2006	
43	Access Ag, Inc.	5/24/2006	
44	West County Transportation Agency	5/25/2006	
45	Yamaoka Bros Inc	5/26/2006	
46	Chapin, Barbara A.	5/26/2006	
47	Super Shuttle International 2	5/30/2006	
48	Black, Daniel	6/1/2006	
49	Emery, Robert M	6/2/2006	
50	PK Smith Limousine Co., Inc.2	6/3/2006	
51	Brandenburg, James: Brandenburg, Donald	6/6/2006	
52	Cupertino Union School District	6/6/2006	
53	Communications Systems Specialist, Inc.	6/9/2006	
54	Bresnan Communications, LLC	6/9/2006	
55	Patel, Shailesh N #3 (swap)	6/14/2006	
56	Chicago, City of - Streets & Sanitation	6/14/2006	
57	Sobota, Carolyn	6/16/2006	

Appendix 8
Summary of Stage 1 FRAs that have Closed, as of December 31, 2018

Stage 1 FRAs			
	Deal Name	TA Completion Certification Receipt Date	Deal Count
58	Ferrari, Julia (Plote)	6/16/2006	
59	Underground Inc	6/21/2006	
60	Storer, Donald B.	6/21/2006	
61	Perdue Farms Inc.	6/26/2006	
62	Henderson, Henry	6/26/2006	
63	Resorts USA Inc.	6/30/2006	
64	Estate of Rolland Gonsalves	6/30/2006	
65	Dick Anderson and Sons, Inc	7/5/2006	
66	841 Bishop, LLC	7/6/2006	
67	Brock, Harold: Samuel: Dorothy (Nevada)	7/6/2006	
68	Las Vegas Paving	7/6/2006	
69	Celco SND Comm Inc	7/7/2006	
70	Casino Queen INC	7/10/2006	
71	Wulf, Thomas	7/10/2006	
72	Secom Communications 2	7/11/2006	
73	Lely, Gerald	7/12/2006	
74	Triangle Wireless Inc	7/12/2006	
75	Mammoth June Ski Resort, Inc.	7/12/2006	
76	Commonwealth Repeater Services, Inc.	7/12/2006	
77	Prentiss Properties (rebanding)	7/13/2006	
78	Wilbur Ellis Company DBA Helm Fertilizers	7/14/2006	
79	F & D Enterprises Inc.	7/17/2006	
80	Salvation Army Harrisburg	7/17/2006	
81	Denver Radio Electronics & Technology	7/19/2006	
82	Shledon Gwyneth A # 4 (swap)	7/20/2006	
83	Clean Water Services	7/21/2006	
84	Central Jersey Irrigation	7/24/2006	
85	Rocky Mountain Motorists Inc.	7/24/2006	
86	M S Concrete	7/26/2006	
87	Radisson Hotel and Conference Center	7/26/2006	
88	San Jose Unified School District	7/27/2006	
89	Aluminium Company of America 1	7/28/2006	
90	Easton, Town of	7/28/2006	
91	Irving Materials	7/28/2006	
92	Henry Nelch & Son Co	7/28/2006	
93	A Teichert & Son Contract	8/1/2006	
94	Blankenbechler, Steve	8/1/2006	
95	Church of Jesus Christ of LDS	8/1/2006	
96	Community Repeater Guidance CA	8/1/2006	
97	Total Networks Communications Inc	8/3/2006	
98	Mandalay Corp	8/3/2006	
99	Jeffersonville, City of	8/4/2006	
100	Lyon, Corey M	8/4/2006	
101	Sangamon, County of (Courthouse)	8/4/2006	
102	CU Radio Enterprises, Inc.	8/8/2006	
103	London Towncars Inc	8/9/2006	
104	CSI Communications d/b/a Day Wireless Systems	8/9/2006	
105	Tilden, Robert	8/9/2006	
106	Lectro Communications Inc.	8/9/2006	
107	E&J Gallo Winery	8/14/2006	
108	Donald, C. Alger	8/15/2006	
109	Steuben County 3	8/15/2006	
110	Shearer Communications	8/15/2006	
111	Hardy Plumbing , Heating & Air Conditioning, Inc	8/15/2006	
112	Whitley County Consolidated Schools	8/16/2006	
113	Cook Dupage Transportation	8/21/2006	
114	Wheatridge, City of	8/21/2006	
115	Boston Properties limited Partnership	8/24/2006	

Appendix 8
Summary of Stage 1 FRAs that have Closed, as of December 31, 2018

Stage 1 FRAs			
	Deal Name	TA Completion Certification Receipt Date	Deal Count
116	Shuluk, Greg	8/28/2006	
117	Excalibur Hotel Casino	8/28/2006	
118	Technology Associates, LLC	8/29/2006	
119	The Boeing Company	8/29/2006	
120	Levi Strauss & Co	8/30/2006	
121	Fruit Belt Service Co. Inc	8/30/2006	
122	Veach, Dorothy	8/30/2006	
123	Fowlkes, Edddie	8/31/2006	
124	Methvin, Madeline	9/5/2006	
125	Waste Management Holdings Inc. (2)	9/6/2006	
126	Denver Public Schools	9/6/2006	
127	Granite Conctruction Company	9/8/2006	
128	Upper Merion, Township of	9/8/2006	
129	Sangamon, County of (Mobile Data)	9/8/2006	
130	Jung, Mark	9/11/2006	
131	Ferma Corp	9/20/2006	
132	State Farm Mutual Automobile Insurance Co (2)	9/26/2006	
133	State Farm Mutual Automobile Insurance Co (4)	9/27/2006	
134	Mobile Radio of Kokomo Inc.	10/5/2006	
135	Stamford Fire Department	10/6/2006	
136	Aeronautical Radio - NJ	10/6/2006	
137	New Star Fresh Foods LLC	10/9/2006	
138	NBC Telemundo License Company	10/9/2006	
139	Illinois, State of	10/12/2006	
140	Crane, Bert	10/13/2006	
141	Wireless Connections LLC	10/17/2006	
142	Petry, Gay	10/17/2006	
143	Ihilani Rebanding	10/20/2006	
144	Wright Jr, Gary L	10/23/2006	
145	Waterbury, City of	10/24/2006	
146	Dorler Communications Company	11/1/2006	
147	TKT INC	11/2/2006	
148	Deere & Company	11/2/2006	
149	Conley, George	11/2/2006	
150	Morgan, County of (WV)	11/10/2006	
151	Rock County, WI	11/13/2006	
152	Globeground North America LLC	11/20/2006	
153	Windham, Town of	11/20/2006	
154	Duncan Gordon L	11/21/2006	
155	Comcast of Connecticut, Inc.	11/27/2006	
156	Baker Rock Crushing Company	11/27/2006	
157	G & G Communications Inc. Rebanding	11/27/2006	
158	Brooks, Janis	12/1/2006	
159	Mountaire Farms	12/5/2006	
160	Triple C Communications	12/6/2006	
161	Wecom Inc.	12/6/2006	
162	Mathews Ferderick and Chas	12/6/2006	
163	Mid - State Mobile Radio Inc.	12/8/2006	
164	Hampden Communication Corp	12/12/2006	
165	Weleccki, Alan M	12/28/2006	
166	Connecticut State of , CCSU	1/8/2007	
167	Mc Clatchy Newspaper Inc.	1/19/2007	
168	Willard Agri Svc	1/19/2007	
169	Hartford Hospital	1/19/2007	
170	K & A Mutual Associates Inc.	1/23/2007	
171	K5 Conctruction	1/24/2007	
172	Dole Fresh Fruit	1/25/2007	
173	Wille Brother Company	1/25/2007	

Appendix 8
Summary of Stage 1 FRAs that have Closed, as of December 31, 2018

Stage 1 FRAs			
	Deal Name	TA Completion Certification Receipt Date	Deal Count
174	New Haven, City of	1/25/2007	
175	Baltimore Gas & Electric Company	1/26/2007	
176	Emergency Radio Services Inc. 2	1/29/2007	
177	KLL Wireless, INC	1/29/2007	
178	Adler, Philip	2/1/2007	
179	William A. Hazel	2/2/2007	
180	Stoller Construction	2/5/2007	
181	Frederick County, MD Board of Education	2/8/2007	
182	R. W. Miller & Sons Inc	2/8/2007	
183	Frederick County, MD	2/9/2007	
184	Frontier Radio	2/12/2007	
185	Joseph J Albanese Inc	2/15/2007	
186	Caterpillar	2/15/2007	
187	Aggregate Inc.	2/15/2007	
188	Brenner, Jerry	2/21/2007	
189	JTE Enterprises	2/21/2007	
190	Insight Communications Midwest LLC	2/26/2007	
191	Mary Ellen Brewer (Lundy)	2/26/2007	
192	Nevada Ready Mix II	2/27/2007	
193	Sonoma County, CA	3/1/2007	
194	WP Company LLC	3/2/2007	
195	Lockheed Martin Corporation	3/6/2007	
196	Sprague, Town of	3/6/2007	
197	Chaney Enterprises (2)	3/8/2007	
198	Radon - Norcom	3/15/2007	
199	Praire Group Inc.	3/15/2007	
200	Glastonbury Police Department	3/15/2007	
201	Soundview Spectrum, LLC	3/15/2007	
202	County of Ocean New Jersey	3/15/2007	
203	Hawaii, State of	3/16/2007	
204	Metro Electronics	3/16/2007	
205	Rhode Island, State of	3/20/2007	
206	Meriden, City of	3/21/2007	
207	XW LLC #2 (swap)	3/21/2007	
208	Mirage Resorts Inc.	3/26/2007	
209	Gerawan Farming (Re-band)	3/27/2007	
210	Horizon Mobile Communications Inc.	3/29/2007	
211	Trenton, City of	4/6/2007	
212	Montgomery Shuttle	4/11/2007	
213	Central Bucks School District	4/13/2007	
214	Motient (Deal I - L120)	4/17/2007	
215	First Student, Inc.	4/19/2007	
216	Motorola (2)	4/20/2007	
217	Durham Scool Services - North CA	5/1/2007	
218	Durham School services - CHI, IL	5/1/2007	
219	Durham School services - PHI, PA	5/1/2007	
220	Sun Cab Inc dba Nellis Cab Company	5/11/2007	
221	PG & E (Re-Band)	5/15/2007	
222	Pennington, Agnes	5/15/2007	
223	Adams, Don Jr.	5/17/2007	
224	Anderson, Glen	5/18/2007	
225	Townsend Booth	5/23/2007	
226	Durham School Services - Decatur, IL	5/23/2007	
227	Rheins, Joy 2	5/23/2007	
228	Hudson General -NY	5/24/2007	
229	Colorado, State of (L-120)	5/30/2007	
230	Vectren Corporation/ Indiana Gas Co. Inc.	5/31/2007	
231	New York Communications Company Inc.	6/1/2007	

Appendix 8
Summary of Stage 1 FRAs that have Closed, as of December 31, 2018

Stage 1 FRAs			
	Deal Name	TA Completion Certification Receipt Date	Deal Count
232	O'Hare Midway Limousine Svcs, Inc.	6/4/2007	
233	Cumberland, County of	6/5/2007	
234	Reilly, Phillip	6/5/2007	
235	Orosz, Joseph Rebanding	6/11/2007	
236	Cohen, Eliahu	6/11/2007	
237	Hernandez, David A	6/12/2007	
238	RCMH Car Company, Inc. 2	6/14/2007	
239	Olde City Taxi Coach Association, Inc.	6/14/2007	
240	Ragan Communications, Inc #3 (swap)	6/22/2007	
241	Ready Mixed Concrete Company	6/26/2007	
242	David Whiteside	6/26/2007	
243	Bethlehem, City of	6/27/2007	
244	Cure Brothers	6/28/2007	
245	Mora, Albert	7/2/2007	
246	Desilva Gates Const.	7/2/2007	
247	Academy Express	7/10/2007	
248	Thelen Sand & Gravel Inc	7/10/2007	
249	Illinois Power Company	7/12/2007	
250	RSK World, Inc. Rebanding	7/17/2007	
251	VCF Inc.	7/24/2007	
252	John E Sola Estate	7/25/2007	
253	ANAT, LLC Rebanding	8/31/2007	
254	Egg Harbor, Township of	9/7/2007	
255	Browning Ferris Industries, Inc. 2005	10/3/2007	
256	Atlantic, County of	10/3/2007	
257	Montgomery, County of 2005	10/24/2007	
258	York Cable Television	10/24/2007	
259	Union, County of	10/25/2007	
260	PCS Communications	11/19/2007	
261	Craig Antenna Service 2	12/20/2007	
262	Ray's Radio #2	1/11/2008	
263	DuPage, County of	1/14/2008	
264	Nevada Ready Mix	1/15/2008	
265	Johnson, County of	1/31/2008	
266	MCM Construction # 2 Swap	2/20/2008	
267	Township of Berkeley	3/10/2008	
268	Murray City Power Department	3/13/2008	
269	Redland Genstar Inc.	3/25/2008	
270	Peltzer Farm Management, Inc.	3/31/2008	
271	Harris Communications / A-1-A TA Inc.	4/14/2008	
272	Hudson, County of	4/24/2008	
273	Peco Energy Company	4/29/2008	
274	Hale, Robert	5/6/2008	
275	Chesterfield County, VA	5/9/2008	
276	Laidlaw Transit	5/20/2008	
277	United Communications Co	5/27/2008	
278	Virginia Commonwealth of DMV	5/27/2008	
279	Virginia, Commonwealth of - CNU	5/27/2008	
280	Myers + Brown # 6	5/27/2008	
281	Wireless US, LLC	6/10/2008	
282	Concord Body Repair LLC	6/11/2008	
283	Computer Car Inc.	6/30/2008	
284	Anheuser Busch Wave 1	7/16/2008	
285	Quicksilver Express Courier	8/8/2008	
286	Ocean City, Town of	10/1/2008	
287	United Illuminating Company	10/14/2008	
288	Illinois Cooperative Association, INV #4	10/23/2008	
289	Myers Brothers Inc	10/23/2008	

Appendix 8
Summary of Stage 1 FRAs that have Closed, as of December 31, 2018

Stage 1 FRAs			
	Deal Name	TA Completion Certification Receipt Date	Deal Count
290	State of Connecticut	12/4/2008	
291	Kuilima Resort Company Rebanding	1/22/2009	
292	Helms Brothers	1/22/2009	
293	Seabrook Joint Owners - Rebanding	1/26/2009	
294	Fresno Unified School District	2/2/2009	
295	Ameren Services Company	2/16/2009	
296	Regency Cab Inc.	3/5/2009	
297	Roanoke, County of (VA)	4/7/2009	
298	Chevron USA Inc	5/6/2009	
299	MARYLAND, STATE OF- MDOT- MAA	5/6/2009	
300	Essex, County of	5/21/2009	
301	Roy Street Enterprises Inc.	5/21/2009	
302	Charter, Tom or Perry DBA - T&P Farms	5/21/2009	
303	New Jersey Turnpike Authority	5/21/2009	
304	Sandwich, Town of	5/21/2009	
305	Mashpee, Town of	5/21/2009	
306	California State Auto Assn.	5/29/2009	
307	G & P Communications	6/12/2009	
308	Smith, Michael D	6/22/2009	
309	Susquehanna Township	6/24/2009	
310	Passaic, City of	6/29/2009	
311	Ledgemere- Maine	7/17/2009	
312	Fresno Mobile Radio	7/17/2009	
313	Lectracom, Inc. 2	8/4/2009	
314	FOB Inc.	9/1/2009	
315	Norfolk, City of	9/1/2009	
316	Maryland, State of - Rebanding	9/22/2009	
317	Manassas, City of	9/22/2009	
318	Portland, City of	10/8/2009	
319	WCCCA	10/12/2009	
320	City Pic Corporation	10/20/2009	
321	Tarco Inc.	10/28/2009	
322	Bristol, County of (MA)	11/6/2009	
323	Radio Services Inc	11/11/2009	
324	Bourne, Town of	12/1/2009	
325	Colmar Fire Company	1/6/2010	
326	Mobile Telephone & Paging #2	3/8/2010	
327	La Rue Communications	3/15/2010	
328	New Jersey, State of	4/14/2010	
329	Pataco, Nancy 2	5/11/2010	
330	Cambridge, City of (MA)	6/25/2010	
331	Western Messenger Service Inc.	8/13/2010	
332	Industrial Communications Co	8/16/2010	
333	Consolidated Edison Company of New York, Inc.	12/9/2010	
334	Henrico County Public Schools VA	12/14/2010	
335	Island SMR # 4 (re-band)	2/28/2011	
336	Telebeeper Continental US EA Swap	8/16/2011	
337	Baltimore, County of	2/20/2012	
338	Reading, City of (2)	4/12/2012	
339	Commonwealth of Massachusetts	1/22/2013	
340	Richmond, City of VA	1/29/2013	
341	Suffolk, City of	8/7/2013	
342	Allen Wireless Group 1	1/8/2014	
343	Slater Communication & Electronic # 2	1/15/2014	
344	Chicago, City of (PAWS DATA)	2/11/2014	
345	Mobile Relay Associates	3/11/2014	
346	SEPTRAN 2	10/22/2014	
347	WASHINGTON, STATE OF	3/30/2015	

Appendix 8
Summary of Stage 1 FRAs that have Closed, as of December 31, 2018

Stage 1 FRAs			
	Deal Name	TA Completion Certification Receipt Date	Deal Count
348	Montgomery, County of	4/24/2015	
349	Newport News, City of	12/2/2015	
350	Virginia Beach, City of (Stage 1)	2/22/2016	
351	DISTRICT OF COLUMBIA, DC (MW-COG)	5/18/2016	
Subtotal FRA count for Wave 1			351
Wave 2			
1	Idaho Supreme Potatoes	1/3/2006	
2	Maplewood, City of	1/3/2006	
3	Raft River Rural Electric Corp	1/6/2006	
4	Zenk, John	1/10/2006	
5	Lees Summit Board of Education	1/17/2006	
6	Nebco Inc.	2/27/2006	
7	Electronic Specialties, Inc	3/8/2006	
8	Lyondell Citgo	3/27/2006	
9	McMahon, Eric	4/15/2006	
10	First Student, Inc.	4/17/2006	
11	Fischer, Craig D	4/21/2006	
12	Steier, Tim	4/24/2006	
13	Seba Bros Farms Inc	4/27/2006	
14	Triple D Communications Inc	4/27/2006	
15	Metro Communications LLC	4/27/2006	
16	Hewlett Packard Company Inc.	5/5/2006	
17	Mid Tennessee third Mobile	5/9/2006	
18	Malavia, Jim	5/9/2006	
19	Radioland Inc.	5/15/2006	
20	Battles Communications 2	5/15/2006	
21	Cox Communications - Wichita, KS	5/15/2006	
22	Minnesota, State of	5/15/2006	
23	Smith, Eleanor (2)	5/18/2006	
24	Best D & D	5/19/2006	
25	Stinnett Heater Treater Repairs	5/24/2006	
26	Epperson, Jimmy A.	5/25/2006	
27	Graybill Electronics Inc.	5/26/2006	
28	Myers, L E	6/2/2006	
29	Roadrunner Transportation	6/6/2006	
30	J Lee Milligan	6/6/2006	
31	Melba School District 136	6/6/2006	
32	Boyar, Chris	6/9/2006	
33	Holsum Bakers Inc DBA Caprock Communications	6/9/2006	
34	Pine Bluff, City of, AR	6/16/2006	
35	Kenton County Airport Board	6/19/2006	
36	Minneapolis, City of	6/20/2006	
37	Houston 900 Network	6/23/2006	
38	Hopkins, Terry	6/27/2006	
39	Wood Communications 2	6/28/2006	
40	Balis, Gregory K	6/28/2006	
41	Douglas E Morris Profit Sharing Trust	6/29/2006	
42	Scott Strouts DBA AMC Taxi	7/5/2006	
43	Ashland Construction Communications	7/6/2006	
44	Butler, Edward	7/6/2006	
45	West Central Communications 2	7/12/2006	
46	North Kansas City, City of (School District)	7/13/2006	
47	TFM Comm Inc.	7/13/2006	
48	Fred Weber Inc.	7/19/2006	
49	Estate of Joseph C Thames	7/21/2006	
50	Allied Services LLC	7/26/2006	
51	Herby, John	7/27/2006	
52	Alperowitz, Francine	7/28/2006	

Appendix 8
Summary of Stage 1 FRAs that have Closed, as of December 31, 2018

Stage 1 FRAs			
	Deal Name	TA Completion Certification Receipt Date	Deal Count
53	Leonardt, Bruno	8/1/2006	
54	Johnson, Christian	8/3/2006	
55	Champion Communications Services	8/3/2006	
56	Frontier El Dorado Refining	8/4/2006	
57	Telebeep Inc.	8/4/2006	
58	Williamstown, City of	8/7/2006	
59	Molitor Farms Inc	8/9/2006	
60	21st Century Wireless (L120 Rebanding)	8/9/2006	
61	Bellar Communications Co	8/14/2006	
62	Davis Jr, Clifton	8/15/2006	
63	Ames Construction Inc.	8/15/2006	
64	Herby, Martha A	8/16/2006	
65	Craighead, County of AR	8/16/2006	
66	Stier Transportation Services Inc.	8/18/2006	
67	Minnesota Mobile Telephone	8/24/2006	
68	Co Op Agriculture Center	8/24/2006	
69	Miller, Cleo	8/24/2006	
70	City of Dakota Dunes	8/28/2006	
71	Lehman Roberts	9/15/2006	
72	Watonwan Farm Service	9/27/2006	
73	Hearthstone Enterprises Inc	10/3/2006	
74	Gateway Wireless Services 3	10/4/2006	
75	AVR Inc.	10/6/2006	
76	Michael Howell	10/12/2006	
77	Airtel Wireless, LLC	10/12/2006	
78	Action Radio & Communications INC	10/23/2006	
79	Aeronautical Radio Inc	10/27/2006	
80	Richardson, TX City of	10/30/2006	
81	Hopkins, City of	10/31/2006	
82	Crittenden County, AR	11/1/2006	
83	Schmidtke, Dave	11/1/2006	
84	Midwest City	11/2/2006	
85	Raabe, Richard	11/8/2006	
86	C & W Comm (Steve Gill)	11/9/2006	
87	John Knox Village	11/10/2006	
88	Athens Utilities Board, TN	11/17/2006	
89	Dallas Count, TX	11/27/2006	
90	C S Leasing	11/27/2006	
91	Aeronautical Radio - MS	11/29/2006	
92	Eastman Chemical Company	12/1/2006	
93	American Red Cross	12/1/2006	
94	Union Carbide Corp	12/8/2006	
95	Mustang, City of, OK	12/15/2006	
96	Bismark, City of	12/27/2006	
97	Chattanooga SMR Inc	1/3/2007	
98	County Douglas - KS	1/3/2007	
99	Griffin, Bryan	1/3/2007	
100	Callahan Tower Joint Venture	1/5/2007	
101	Curtis Well Servicing	1/10/2007	
102	W G Block Co	1/17/2007	
103	Corey Seppmann Well Drilling	1/17/2007	
104	Xcel Energy Services Inc	1/18/2007	
105	Brush, Peter	2/1/2007	
106	Anchorage, City of	2/5/2007	
107	Gem State	2/5/2007	
108	Cemstone Products Company	2/7/2007	
109	Snyder, Kenneth C.	2/8/2007	
110	Sater, Gary N.	2/12/2007	

Appendix 8
Summary of Stage 1 FRAs that have Closed, as of December 31, 2018

Stage 1 FRAs			
	Deal Name	TA Completion Certification Receipt Date	Deal Count
111	Mattson Well Company	2/19/2007	
112	Crescent, The	2/26/2007	
113	Occidental Permian LTD	2/26/2007	
114	Electronic Engineering Co. 3	2/26/2007	
115	Ebenhyoh, Daniel	2/26/2007	
116	Holes Inc	2/27/2007	
117	Gerbus Bros Contruction Co	2/28/2007	
118	SP100 South 5th Street LLC & SP150 South Street	3/5/2007	
119	SR Communications Associates	3/6/2007	
120	Alpha Wireless Communications Inc.	3/13/2007	
121	Wenner Farms	3/14/2007	
122	Hennepin County	3/15/2007	
123	Young, Chris: Paschall, Larry A	3/15/2007	
124	Northwest Airlines	3/15/2007	
125	Boulder AG	3/20/2007	
126	Charleston Housing	3/22/2007	
127	JP Jenkins, Inc.	3/28/2007	
128	Green Isle Countryside Farms	3/28/2007	
129	Comm Center /Phoenix Distributing	4/3/2007	
130	W A Ellis Construction Company	4/9/2007	
131	Atofina Petrochemicals Inc	4/9/2007	
132	Sebastian, County of, AR	4/13/2007	
133	G & D Communications	4/19/2007	
134	Intermountain Communications of Southern Idaho Inc. #6	5/2/2007	
135	Berry Hill, City of	5/14/2007	
136	Durham School Services - MO	5/14/2007	
137	Raymer, Joe R	5/17/2007	
138	Minnesota, State of - Dept. of Corrections	5/18/2007	
139	JRJ Paving	5/24/2007	
140	Ford Communications	5/24/2007	
141	Leavenworth, County of, KS	6/4/2007	
142	Chevron Phillips Chemical Co LP	6/7/2007	
143	Main Street Partners	6/7/2007	
144	Challenger Construction INC.	6/11/2007	
145	Grant County, AR	6/11/2007	
146	A Communications LLC	6/12/2007	
147	Hertz Rent A Car	7/2/2007	
148	Aldredge, RW:Kay, AP:Weishuhn G	7/2/2007	
149	Lexington Fayette Urban County Government	7/5/2007	
150	MO ARK Communications Inc.	7/10/2007	
151	Airport Fast Park	7/23/2007	
152	Bass Enterprises Construction Company	7/23/2007	
153	Central Communications & Electronics	7/26/2007	
154	Bridgeport Tank Trucks	8/15/2007	
155	Gladstone, City of	8/24/2007	
156	Peacock, John F	8/24/2007	
157	Bliss, Robert D	10/10/2007	
158	Hillard, Harold 2	10/17/2007	
159	Baptist Medical System	10/17/2007	
160	Laidlaw (Wave 2 and 4)	10/18/2007	
161	Capital Aggregates Inc	10/23/2007	
162	Meek,Larry (Rebanding)	10/23/2007	
163	City of Derby	11/16/2007	
164	Septran, Inc.	12/12/2007	
165	Grays Knob Coal Co	1/10/2008	
166	Denton, City of	1/14/2008	
167	Self Radio, Inc. and Self Brothers Oil Company	2/18/2008	
168	Sedgwick, County of, KS	2/19/2008	

Appendix 8
Summary of Stage 1 FRAs that have Closed, as of December 31, 2018

Stage 1 FRAs			
	Deal Name	TA Completion Certification Receipt Date	Deal Count
169	Kansas, State of	3/10/2008	
170	Entergy	3/14/2008	
171	Mobil Oil Telecom LTD	3/21/2008	
172	Mid American Energy Company	4/29/2008	
173	Anheuser Busch	5/5/2008	
174	Covington, City of	5/27/2008	
175	Levake, Martin 2005	5/27/2008	
176	WASTE CONNECTIONS OF TENNESSEE	6/10/2008	
177	Quicksilver Express Courier	7/16/2008	
178	Burkhardt, Phillip	7/17/2008	
179	CenterPoint Energy Gas Transmission	8/7/2008	
180	Pitcock and Williams	10/1/2008	
181	First Digital Holdings LLC	10/20/2008	
182	Conway, City of, AR	10/21/2008	
183	Conduff, Archie	11/18/2008	
184	ConocoPhillips Communications Inc.	12/19/2008	
185	McClellan, Odis	5/21/2009	
186	Williamson, Bruce (EA & Site License)	5/29/2009	
187	Adler, Susan	7/16/2009	
188	Duke Energy (rebanding)	7/17/2009	
189	Gulf Coast Electronics	7/17/2009	
190	Rainbow Taxi Corp	7/28/2009	
191	Hamilton, County of, TN	8/1/2009	
192	Fayette, County of	9/1/2009	
193	Cincinnati, City Of, OH	10/20/2009	
194	Gossett, Ron and Barbara	11/9/2009	
195	Enogex	11/10/2009	
196	CenterPoint Energy, Inc.	12/30/2009	
197	Morgan, William A	1/26/2010	
198	Arlington ISD	1/28/2010	
199	Houston ISD	2/18/2010	
200	Brandywine	4/27/2010	
201	Aquila Inc	5/17/2010	
202	Hare, Gregory	10/21/2010	
203	Cartwright Communication Technology, Inc.	11/23/2010	
204	Western Communications ESMR EA Swap	1/21/2011	
205	Allen Wireless Group II - Wave 2	11/9/2011	
206	CHATTANOOGA, CITY OF, TN	2/23/2015	
Subtotal FRA count for Wave 2			206
Wave 3			
1	Cargill Juice North America, Inc.	1/3/2006	
2	Time Warner Entertainment-Advance/Newhouse Partnership	3/29/2006	
3	North Communications of PR	5/10/2006	
4	Curry and Company Plumbing	5/11/2006	
5	Wilemon, Jerry W	5/17/2006	
6	Highland Wireless Services, L.L.C.	5/23/2006	
7	Boulware, Winston	6/20/2006	
8	Rodd Electronics Contract	6/29/2006	
9	Modern Communications of Greenville Mississippi	7/11/2006	
10	Ben Hill Griffin	7/11/2006	
11	Shreveport Communications	7/11/2006	
12	Quadratics Inc.	7/14/2006	
13	Bright House Networks, LLC	7/19/2006	
14	Houston County of AL	7/21/2006	
15	Fulk, Gray L.	7/26/2006	
16	Lykes Brothers Inc	8/1/2006	
17	Byrd, Alan P	8/3/2006	
18	Ingram Grove Service Inc	8/9/2006	

Appendix 8
Summary of Stage 1 FRAs that have Closed, as of December 31, 2018

Stage 1 FRAs			
	Deal Name	TA Completion Certification Receipt Date	Deal Count
19	Tri Co Communications	8/10/2006	
20	Mears Destination Services	8/15/2006	
21	Louisburg, Town of, NC	8/15/2006	
22	Gastonia, city of, NC	8/15/2006	
23	Morganton, City of, NC	8/28/2006	
24	Ashford, City of, AL	8/30/2006	
25	Supershuttle International	9/6/2006	
26	White, James	9/8/2006	
27	AFLAC	9/15/2006	
28	Waters Brothers Contracting	9/15/2006	
29	Buddys Phone Patching Inc.	9/20/2006	
30	State Farm Mutual Automobile Insurance Co (3)	9/27/2006	
31	Oxford, City of, NC	10/6/2006	
32	Rabalais Jr, Ronald J	10/11/2006	
33	BJM and Associated Inc	10/17/2006	
34	CellSMR South Inc	10/17/2006	
35	Saint Joseph Hospital INC	10/17/2006	
36	Wireless Technology Equipment Company Inc	10/27/2006	
37	Two Way Communications, Inc. LA	11/2/2006	
38	Woodard Communications Corporation	11/8/2006	
39	Waste Services of Florida	11/17/2006	
40	Everglades Communications Inc	11/20/2006	
41	Charlotte, City of, NC	11/21/2006	
42	Tampa Electric Company	11/21/2006	
43	Action Community Center	11/27/2006	
44	Washington, County of, FL	11/27/2006	
45	Tallulah, City of, LA	11/29/2006	
46	Madison, Parish of, LA	11/30/2006	
47	Vestavia Hills, City Of, AL	12/6/2006	
48	CNF Transportation Inc.	12/8/2006	
49	Patterson Communications & Electronics	12/11/2006	
50	Tallapoosa, County Of, AL	12/11/2006	
51	Jack M Berry Inc.	12/13/2006	
52	Haralson, County Of, GA	12/13/2006	
53	ARC TRANSIT INC	12/15/2006	
54	Electronic Maintenance Company	12/19/2006	
55	Hattiesburg-Laurel Regional Airport Authority, MS	12/27/2006	
56	Perry, County of	12/27/2006	
57	Florida, State of - Ranger Drainage District	12/28/2006	
58	S C Department Of Mental Health, SC	1/3/2007	
59	FLOYD HEALTHCARE MANAGEMENT INC DBA FLOYD MEDICAL CENTER	1/17/2007	
60	Columbus, City of, GA	1/17/2007	
61	Horn Lake, City of, MS	1/18/2007	
62	Louisiana Transit Company Inc.	1/30/2007	
63	GWINNETT, COUNTY OF, GA	1/30/2007	
64	Palm Beach County Solid Waste Authority	1/31/2007	
65	North Carolina, State of - DOC	2/2/2007	
66	Donn Barr - Virgin Islands	2/2/2007	
67	Neighborly Care Network, Inc.	2/12/2007	
68	Alpharetta, City of, GA	2/15/2007	
69	United States Sugar Corporation	2/15/2007	
70	Sugar Cane Growers	2/15/2007	
71	Gaston, County of, NC	2/21/2007	
72	Monroe - Southern	2/22/2007	
73	M. E. Diversified Electronics, Inc	2/23/2007	
74	Purser, Mark	2/26/2007	
75	LAWRENCEVILLE, CITY OF, GA	2/27/2007	
76	Florida Hospital	2/27/2007	

Appendix 8
Summary of Stage 1 FRAs that have Closed, as of December 31, 2018

Stage 1 FRAs			
	Deal Name	TA Completion Certification Receipt Date	Deal Count
77	Whitley's Communications Service	3/1/2007	
78	Anderson, City Of, SC	3/2/2007	
79	Sunstate Communications Inc	3/2/2007	
80	SAINT PETERSBURG, CITY OF, FL	3/5/2007	
81	Re Max Agents Realty Inc	3/5/2007	
82	Micro Technology Southeast	3/5/2007	
83	Lantana, Town of, FL	3/5/2007	
84	Pineville, Town of, NC	3/12/2007	
85	Federal Express Corporation	3/13/2007	
86	Palm Beach, County of, FL	3/15/2007	
87	High Tech Communications Services Inc	3/16/2007	
88	City of Wilson	3/20/2007	
89	Shaw Industries Inc	3/21/2007	
90	NORTH CAROLINA, STATE OF	3/23/2007	
91	Richland, City of, MS	3/26/2007	
92	Cameron, Parish Of, LA	3/26/2007	
93	State Farm Mutual Automobile Insurance Companies	3/27/2007	
94	Huntsville Radio Service	3/27/2007	
95	Martha Herby - Virgin Islands	3/27/2007	
96	Dothan City Schools	3/27/2007	
97	Mississippi DOT	3/27/2007	
98	Desoto, County of, FI	3/28/2007	
99	Gainesville, City of, GA	3/30/2007	
100	Roswell, City of, GA	4/2/2007	
101	Communications Leasing Corp	4/3/2007	
102	HARDRIVES OF DELRAY INC	4/6/2007	
103	Alabama, University of	4/16/2007	
104	Forest Park, City Of, GA	4/19/2007	
105	SNELLVILLE, CITY OF, GA	4/19/2007	
106	APM Terminals North America	5/14/2007	
107	Sea Coast Communications Inc	5/14/2007	
108	Central Florida Regional Transportation Authority	5/15/2007	
109	Chatco Communications	5/17/2007	
110	Lakeland, City Of, FL	5/17/2007	
111	Consolidated Freightways Corporation	6/1/2007	
112	Palm Springs, Village of, FL	6/19/2007	
113	Columbus City of - Medical Center	7/2/2007	
114	Decatur, City of, GA	7/10/2007	
115	North Sight Communications, INC.	7/12/2007	
116	BRUNS & MC KENNA 2 INC	7/12/2007	
117	CONCRETE SUPPLY COMPANY	7/16/2007	
118	GLYNN, COUNTY OF, GA	7/18/2007	
119	Chattaway, Paul S	7/25/2007	
120	Vincent, Perry	7/25/2007	
121	Tower Communications, Inc	7/26/2007	
122	Carroll, County Of, GA	7/26/2007	
123	MC DONALD CONSTRUCTION CORPORATION	7/31/2007	
124	CORAL SPRINGS, CITY OF, FL	8/6/2007	
125	South Sales Communications Inc	8/6/2007	
126	Orange City, Of, FL	8/6/2007	
127	SUMITOMO LIFE REALTY NY INC	8/6/2007	
128	Two Way Radio of Carolina	8/13/2007	
129	MECKLENBURG, COUNTY OF, NC	8/13/2007	
130	Rutherford Electric Membership Corp	8/13/2007	
131	Terrebonne Parish, LA	8/15/2007	
132	C & S Communications INC	8/15/2007	
133	OGLETHORPE POWER CORP	8/24/2007	
134	University of West Florida	9/4/2007	

Appendix 8
Summary of Stage 1 FRAs that have Closed, as of December 31, 2018

Stage 1 FRAs			
	Deal Name	TA Completion Certification Receipt Date	Deal Count
135	Gunby Communications Inc.	9/4/2007	
136	COLUMBUS, CITY OF, MS	9/5/2007	
137	VoiceLink Communications, Inc.	9/7/2007	
138	MIAMI SHORES, VILLAGE OF, FL	9/12/2007	
139	Amoco Oil Company	9/13/2007	
140	Miami Springs, City of, FL	9/14/2007	
141	ATLANTA, CITY OF, GA	9/18/2007	
142	BCW INC	9/18/2007	
143	Bushnell, City of FL / Bushnell Utility Company Inc	9/25/2007	
144	COLLINS, ROLAND	10/3/2007	
145	PINELLAS, COUNTY OF, FL	10/8/2007	
146	MEDLEY, TOWN OF, FL	10/16/2007	
147	GAINESVILLE, CITY OF, FL	10/16/2007	
148	Carroll County Water Authority, GA	10/22/2007	
149	Orange, County of, FL	10/23/2007	
150	PALM BEACH, TOWN OF, FL	10/25/2007	
151	Car Comm / End of Line	12/7/2007	
152	Coastal SMR/ARC	12/20/2007	
153	JACKSON INTERNATIONAL AIRPORT AUTHORITY, MS	2/11/2008	
154	GREATER ORLANDO AVIATION AUTHORITY, FL	2/27/2008	
155	Wireless Services of Puerto Rico Inc	3/11/2008	
156	Targa Midstream Services Limited Partnership	3/24/2008	
157	DAPHNE, CITY OF, AL	4/2/2008	
158	Richard Raabe - Virgin Islands & PR	4/7/2008	
159	John Herby - VI	4/11/2008	
160	Florida, State of - State Attorney	4/14/2008	
161	LAUDERHILL, CITY OF, FL	4/14/2008	
162	TIFT, COUNTY OF, GA	4/18/2008	
163	Monsanto Company	4/18/2008	
164	Fayette, County of, GA	4/22/2008	
165	CHATHAM, COUNTY OF, GA	4/23/2008	
166	Mac Bee Harvesting Inc	5/5/2008	
167	LAMAR, COUNTY OF, MS	5/9/2008	
168	Clyde W Sell - PR	5/19/2008	
169	MOSS POINT, CITY OF, MS	5/27/2008	
170	Mead Coated Board Inc	6/10/2008	
171	Wackenhut Corporation	6/10/2008	
172	Exxon Communications Company	6/23/2008	
173	Florida, State of - DOC	8/14/2008	
174	MERIDIAN, CITY OF, MS	9/2/2008	
175	Chevron USA Mississippi	10/2/2008	
176	George W Garland - Virgin Islands & PR	10/16/2008	
177	COCONUT CREEK, CITY OF, FL	10/31/2008	
178	MACON, CITY OF, GA	12/2/2008	
179	Fulton, County of, GA	12/2/2008	
180	FCCA LLC	12/15/2008	
181	Jupiter Town, of, FL	1/30/2009	
182	MIAMI, CITY OF, FL	2/17/2009	
183	THOMAS, COUNTY OF, GA	2/17/2009	
184	Carolina Telephone and Telegraph Company	2/23/2009	
185	Hillsborough, County Of, FL	3/23/2009	
186	FLORIDA MOBILE TELECOM INC	3/24/2009	
187	Mountain Park, City of, GA	3/30/2009	
188	OPELOUSAS, CITY OF, LA	5/21/2009	
189	CONYERS, CITY OF, GA	5/21/2009	
190	CAPE CORAL, CITY OF, FL	6/1/2009	
191	MEMORIAL MEDICAL CENTER INC	6/12/2009	
192	RCS Communications EA Swap	6/15/2009	

Appendix 8
Summary of Stage 1 FRAs that have Closed, as of December 31, 2018

Stage 1 FRAs			
	Deal Name	TA Completion Certification Receipt Date	Deal Count
193	BROWARD, COUNTY OF, FL	7/1/2009	
194	PEACHTREE CITY, CITY OF, GA	7/8/2009	
195	Solutia Reinstatement	7/28/2009	
196	WINTER GARDEN CITRUS GROWERS ASSN	8/1/2009	
197	Solutia	8/7/2009	
198	Durham City of	8/18/2009	
199	MIDFIELD, CITY OF, AL	9/8/2009	
200	MYRTLE BEACH COMMUNICATIONS INC	9/17/2009	
201	RUCKERT, BRUCE	10/2/2009	
202	Miami-Dade, County of, FL	10/6/2009	
203	CARY, TOWN OF, NC	11/3/2009	
204	JACKSONVILLE, CITY OF, FL	11/10/2009	
205	FedEx Atlanta Expansion Band	1/4/2010	
206	Duke Energy Company - Rebanding	1/19/2010	
207	Walton EMC Atlanta Expansion Band	2/18/2010	
208	CORAL GABLES, CITY OF, FL	3/19/2010	
209	BAPTIST HOSPITAL 1	4/6/2010	
210	HOUSTON, COUNTY OF, GA	4/27/2010	
211	Florence-Lauderdale EMA, AL	5/13/2010	
212	GEORGIA, STATE OF	5/25/2010	
213	Ocala, City of, FL Ph 1	7/15/2010	
214	Juno Beach, Town of, FL	7/16/2010	
215	HERNANDO, COUNTY OF, FL	8/17/2010	
216	Scana PH II EA swap	8/19/2010	
217	Bigbie Electronics Inc	9/22/2010	
218	ARINC Atlanta Expansion Band	11/8/2010	
219	Carroll EMC Atlanta Expansion Band	11/16/2010	
220	Santa Rosa, County of, FL	12/21/2010	
221	MARTIN, COUNTY OF, FL	1/19/2011	
222	Anheuser Busch Atlanta Expansion Band	8/16/2011	
223	Palm Beach County School Police	10/5/2011	
224	Allen Wireless Group	11/9/2011	
225	Putnam, County of, FL	11/11/2011	
226	Coweta Fayette EMC Atlanta Expansion Band	12/13/2011	
227	WALTON, COUNTY OF, GA	2/24/2012	
228	ROCKDALE, COUNTY OF, GA	3/5/2012	
229	SCANA-REDI-equip only	6/4/2012	
230	GREENSBORO, CITY OF, NC	8/30/2012	
231	CITRUS, COUNTY OF, FL	9/19/2012	
232	BOCA RATON, CITY OF, FL	9/27/2012	
233	SANIBEL, CITY OF, FL	10/18/2012	
234	BREVARD, COUNTY OF, FL	10/22/2012	
235	SEMINOLE, COUNTY OF, FL	2/4/2013	
236	WEST PALM BEACH, CITY OF, FL	4/15/2013	
237	Consolidated Government of Columbus, GA	8/12/2013	
238	VAUGHAN, RAY J	9/10/2013	
239	Myrtle Beach Communications II	1/29/2014	
240	JONES, COUNTY OF, MS	4/23/2014	
241	MANATEE, COUNTY OF, FL	7/22/2015	
242	Preferred Aquisitions & Communications	11/20/2015	
243	Florida, State of - Channel 96	12/16/2015	
244	Florida, State of	12/16/2015	
245	PASCO, COUNTY OF, FL	7/11/2016	
Subtotal FRA count for Wave 3			245

Appendix 8
Summary of Stage 1 FRAs that have Closed, as of December 31, 2018

Stage 1 FRAs			
	Deal Name	TA Completion Certification Receipt Date	Deal Count
Wave 4			
1	J.R. Simplot Company	12/23/2005	
2	Johnson, Harold L #3	3/27/2006	
3	Keller, Mike L.	4/27/2006	
4	Josh Klassen Inc.	6/1/2006	
5	Wulf, Barbara J # 2 (swap)	6/2/2006	
6	Hopkins, Terry (800 Rebanding)	6/6/2006	
7	Kronenfeld, Mark	7/12/2006	
8	Kronenfeld, Kurt #2 (Swap)	7/25/2006	
9	Schatzlein, David A. #2	8/1/2006	
10	Sims, Vicki	9/15/2006	
11	Chingas, Joseph	9/18/2006	
12	Kuhn, Dale F:Kuhn, Trenton DBA Kuhns Network	9/19/2006	
13	Middlesex, Township of, PA	9/20/2006	
14	Rizzo, Alice P.	11/9/2006	
15	Rehoboth Mckinley Christian Hospital	12/6/2006	
16	Batelle Memorial Institute Inc, WA	1/30/2007	
17	Texas Communications Inc.	2/5/2007	
18	Waste Management Holdings, Inc.	2/9/2007	
19	Aksala Electronics Inc.	2/21/2007	
20	BRAUCHLE, JACK W	2/27/2007	
21	BLASDELL, JAMES A	3/5/2007	
22	ABRAHAM, KYE A	3/9/2007	
23	Pagel Partnership	3/20/2007	
24	NEW PENN MOTOR EXPRESS	3/27/2007	
25	SOUTHWEST WASHINGTON MEDICAL CENTER	3/27/2007	
26	GLEN J PETERSON AND SHIRLEY L PETERSON REVOCABLE TRUST	4/12/2007	
27	STELLER, JO ANN	4/12/2007	
28	WELLMON, STEVE	4/30/2007	
29	RON MIEDEMA CEMENT CONTRACTOR INC	4/30/2007	
30	Brock, Harold:Samuel:Dorothy	5/14/2007	
31	B&M Enterprises	5/14/2007	
32	SAMNADDA, TERRY	5/14/2007	
33	PETRIE, GLENN	5/17/2007	
34	Gerhard, Stephen	5/23/2007	
35	Bumgarner, Jeffrey W	5/23/2007	
36	SMITH, JOY L	5/25/2007	
37	Abilene, City of, TX	6/14/2007	
38	ARROW INDUSTRIES CORP	7/10/2007	
39	SPRAGUE, JO A	8/6/2007	
40	New York, State of - State Police/Albany Police	8/13/2007	
41	HAMILTON, COUNTY OF, OH	8/13/2007	
42	ELLIS COMPANY PARTNERSHIP	8/13/2007	
43	TUCKER, ALAN	8/13/2007	
44	Capital Digitronics, Inc.	8/28/2007	
45	KARY, LAVERNE E:KARY, EMIL J DBA KARY GROUP	9/14/2007	
46	Geter, Kim:Geter, Regina	10/17/2007	
47	WHITE MOUNTAIN COMMUNICATIONS INC	11/16/2007	
48	GRAND TRAVERSE, COUNTY OF, MI	11/21/2007	
49	OTTAWA, COUNTY OF, MI	12/3/2007	
50	HUMBLE, GARY:LEEPER, DEBRA	12/7/2007	
51	Skitronics EA Swap	12/20/2007	
52	KENT, COUNTY OF, MI	1/7/2008	
53	HAMILTON, CITY OF, OH	1/9/2008	

Appendix 8
Summary of Stage 1 FRAs that have Closed, as of December 31, 2018

Stage 1 FRAs			
	Deal Name	TA Completion Certification Receipt Date	Deal Count
54	Specialty Corporation--Gill	1/11/2008	
55	SOMERSET, COUNTY OF, PA	3/10/2008	
56	WYCKOFF FARMS INC	3/21/2008	
57	PENN HILS, MUNICIPALITY OF, PA	3/25/2008	
58	JEFFERSON LEVEE BOARD, LA	4/14/2008	
59	Kenneth and Eva Held Trust #2 Reband 800	4/29/2008	
60	CINCINNATI LIMOUSINE SERVICE INC	4/30/2008	
61	Telebeeper Guam EA Swap	5/14/2008	
62	BOLTHOUSE FARMS INC	5/20/2008	
63	MORaine MATERIALS CO INC	5/30/2008	
64	MESA UNIFIED SCHOOL DISTRICT NO 4, AZ	6/16/2008	
65	Anheuser Busch Wave 4	7/16/2008	
66	WESTMORELAND, COUNTY OF, PA	7/28/2008	
67	CELLSMR LICENSE HOLDINGS LLC	7/30/2008	
68	Durham School Services	8/1/2008	
69	P & R Spectrum Resources, Inc.	8/8/2008	
70	GRAND RAPIDS, CITY OF, MI	8/12/2008	
71	CONWAY SR, ROBERT J	9/23/2008	
72	Clark County, OR	10/30/2008	
73	Santa Fe, City of	11/25/2008	
74	DAYTON, CITY OF, OH	12/8/2008	
75	Aeronautical Radio - Georgia	1/22/2009	
76	GUZZO, JOHN R	5/14/2009	
77	BAIRD, MICHAEL M	5/14/2009	
78	TRITON COMMUNICATIONS OF TEXAS LLC	6/4/2009	
79	COMMUNICATION PROFESSIONALS LTD	6/9/2009	
80	Creative Airtime Services, LLC	6/15/2009	
81	Rink, Francis	7/23/2009	
82	Rink, William	7/23/2009	
83	THIRD DISTRICT VOLUNTEER FIRE DEPARTMENT, LA	7/27/2009	
84	Rink, Michael E	7/30/2009	
85	KENNER, CITY OF, LA	8/25/2009	
86	MIAMI, TOWNSHIP OF, OH	8/25/2009	
87	Bibeau, Fernand	9/3/2009	
88	AAA ARIZONA INC	10/27/2009	
89	CITY OF PUBLIC SERVICE, TX	10/28/2009	
90	TELEBEEPER OF NEW MEXICO INC	12/4/2009	
91	DHL WORLDWIDE EXPRESS B.V.	12/14/2009	
92	SAINT JAMES, PARISH OF, LA	1/19/2010	
93	Kennedy Associates, Inc.	1/26/2010	
94	Kneupper, Kevin	1/26/2010	
95	Kneupper, Urban	1/26/2010	
96	PAPATHEOFANIS, BILL J	1/26/2010	
97	Salgot Rebanding	3/26/2010	
98	UNIVERSITY OF NEW ORLEANS, LA	4/8/2010	
99	Slidell, City of, LA	9/14/2010	
100	Allen Wireless Group - SoCo Territory	3/1/2011	
101	GOULD VOLUNTEER FIRE DEPARTMENT, LA	1/17/2012	
102	MISSISSIPPI, STATE OF	2/28/2012	
103	EAST BATON ROUGE, PARISH OF, LA	4/9/2013	
104	MAYS, MYRON	4/24/2013	
105	NEW ORLEANS, CITY OF, LA	7/30/2014	
106	Baton Rouge, City of, LA	12/4/2015	
107	Plaquemines Parish Government, LA	10/25/2016	
108	LOUISIANA, STATE OF	12/13/2016	
109	LP Ganacias Enterprises, Inc	4/6/2018	
Subtotal FRA count for Wave 4			109

Appendix 8
Summary of Stage 1 FRAs that have Closed, as of December 31, 2018

Stage 1 FRAs			
	Deal Name	TA Completion Certification Receipt Date	Deal Count
Canadian Border Region			
1	Atlantic Communications, Inc	10/23/2009	
2	Wibe, Gary	11/25/2009	
3	Saddle Butte Towers	12/17/2009	
4	S D Warren Company	12/30/2009	
5	Waste Management Holdings Inc	1/19/2010	
6	Great Lakes Construction Company	1/19/2010	
7	Communications Source Inc	2/18/2010	
8	LONGABERGER COMPANY Rebanding	2/24/2010	
9	Ruhlin Co	3/4/2010	
10	Port Orchard Sand and Gravel	3/10/2010	
11	Trunking Plus Inc	3/16/2010	
12	Cadman, Inc	3/24/2010	
13	Tatarka, Robert	3/25/2010	
14	American Electric Power	3/30/2010	
15	Ravenna School System, OH	3/31/2010	
16	Crestwood School District, OH	3/31/2010	
17	Bush Electronics Inc	4/6/2010	
18	Shuttle Express Inc	4/9/2010	
19	City Centre Associates	4/14/2010	
20	Occidental Chemical Corporation	5/6/2010	
21	Rumford Paper Company	5/6/2010	
22	Ratchenski, Walter	5/14/2010	
23	Midwest Energy Cooperative	6/7/2010	
24	Smart Link Communications	6/14/2010	
25	Goodyear Tire and Rubber Company	7/6/2010	
26	Domtar Industries Inc	7/13/2010	
27	Anheuser Busch Canadian Rebanding	8/23/2010	
28	Whicker, Stanley H Canadian Rebanding	9/13/2010	
29	Northern Border Pipeline Company	10/5/2010	
30	Lubrizol Corp	10/12/2010	
31	Petes Communications Inc	10/19/2010	
32	Key Center Properties, LP	10/19/2010	
33	Futronics Inc	10/27/2010	
34	Riverview School District 407, WA	10/29/2010	
35	Eastman Kodak	11/1/2010	
36	ProComm Alaska, LLC	11/9/2010	
37	Bahner, Spencer L	11/17/2010	
38	Earl Mondry & Sons	1/4/2011	
39	T & M Asphalt Paving Inc	1/5/2011	
40	Knutson, O R	1/6/2011	
41	Katahdin Paper Company LLC	2/2/2011	
42	JPJ Electronic Communications Inc	2/4/2011	
43	Gary Merlino Construction	2/28/2011	
44	North Kitsap School District 400, WA	3/15/2011	
45	Fraser Papers Limited	4/15/2011	
46	Bristol Myers Squibb Co	6/28/2011	
47	Miles Sand & Gravel Co Inc	7/8/2011	
48	APT Wireless	8/3/2011	
49	Portage Point Farms	8/29/2011	
50	Central Maine Power Company	10/7/2011	
51	Stones Mobile Radio Inc	10/7/2011	
52	Salmon Bay Sand and Gravel Co Inc	11/14/2011	
53	Information Transfer Systems	1/6/2012	
54	Federal Express Canadian Rebanding	2/24/2012	
55	ConocoPhillips Communications Inc.	4/20/2012	
56	Columbia Falls Aluminum CO LLC	5/11/2012	
57	Professional Communications Messaging Service Inc	5/23/2012	

Appendix 8
Summary of Stage 1 FRAs that have Closed, as of December 31, 2018

Stage 1 FRAs			
	Deal Name	TA Completion Certification Receipt Date	Deal Count
58	Hazelton Industries Inc	7/9/2012	
59	Miller, Judith & Wayne A	8/22/2012	
60	Chrysler Corporation	9/5/2012	
61	BP West Coast Products LLC	7/24/2013	
62	Ford Communications Inc	3/11/2014	
63	FELHC Inc	9/4/2014	
64	Northwest Airlines, Inc	3/4/2015	
65	American Medical Response, Inc.	3/18/2015	
66	Spectrum Communications Inc	3/23/2015	
67	Plymouth Canton Community School Dist, MI	6/1/2015	
68	Wiztronics Inc	11/16/2015	
69	Consumers Energy Company	11/20/2015	
70	KIRO-TV, Inc.	7/8/2016	
Subtotal FRA count for Canadian Border Region			70
Mexican Border Region			
1	Borderland Construction Company, Inc.	12/18/2014	
2	Allen Wireless Settlement Group	2/25/2015	
3	Centronix Communications	5/26/2015	
4	William R. Mc Lure	8/28/2015	
5	Key Communications, Inc. 2	11/20/2015	
6	Telebeeper Mexican Rebanding	11/23/2015	
7	SC COMMUNICATIONS	1/19/2016	
8	FONTANA UNIFIED SCHOOL DISTRICT EXT 7020, CA	2/8/2016	
9	Public Service Company of New Mexico	3/28/2016	
10	SHERIFFS POSSE OF SUN CITY INC	4/13/2016	
11	Tucson Electric Power Company	5/2/2016	
12	Sutter, Cathy	5/2/2016	
13	GILCOMM LLC	5/2/2016	
14	COM RENTS INC	7/18/2016	
15	Cox Communications California	12/7/2016	
16	PANDOL BROS INC	6/26/2017	
17	Rudnick, Daniel Mexican Rebanding	7/27/2017	
18	American Wireless	3/29/2018	
Subtotal FRA count for Mexican Border Region			18
Total FRAs			999

Appendix 8

Summary of Stage 1 FRAs that are Pending TA Completion Certification Review, as of December 31, 2018

Stage 1 FRAs Pending TA Completion Certification Review			
	Deal Name	TA Completion Certification Receipt Date	Deal Count
Wave 1			
Subtotal FRA count for Wave 1			0
Wave 2			
Subtotal FRA count for Wave 2			0
Wave 3			
Subtotal FRA count for Wave 3			0
Wave 4			
1	HOOPER, STEVEN E	7/7/2009	
2	Choice Phone ESMR rebanding	7/23/2018	
Subtotal FRA count for Wave 4			2
Canadian Border Region			
Subtotal FRA count for Canadian Border Region			0
Mexican Border Region			
Subtotal FRA count for Mexican Border Region			0
Total FRAs Pending TA Completion Certification Review			2

Appendix 8
Summary of Stage 1 PFAs that have Closed, as of December 31, 2018

Stage 1 PFAs			
	Deal Name	TA Completion Certification Receipt Date	Deal Count
Wave 1			
1	Roanoke, County of (VA)	12/15/2006	
2	Illinois Power Company	7/12/2007	
3	Chesterfield County, VA	1/15/2008	
4	Boston, City of - Police (MA)	5/12/2008	
5	Chevron USA Inc	5/6/2009	
6	DISTRICT OF COLUMBIA, DC (MW-COG)	2/18/2010	
7	Henrico County Public Schools VA	8/17/2010	
8	WCCCA	8/27/2010	
9	Reading, City of (2)	8/30/2010	
10	Baltimore, County of	6/16/2011	
11	Richmond, City of VA	1/20/2012	
12	Virginia Beach, County of	2/6/2012	
13	Rhode Island, State of - Pre Planning	5/8/2013	
14	Seabrook - Planning Funding	5/14/2013	
15	WASHINGTON, STATE OF	3/30/2015	
16	Boston, City of	4/8/2015	
Subtotal PFA count for Wave 1			16
Wave 2			
1	Atofina Petrochemicals Inc	12/1/2006	
2	Duke Energy (rebanding)	7/17/2009	
3	CHATTANOOGA, CITY OF, TN	1/7/2010	
Subtotal PFA count for Wave 2			3
Wave 3			
1	LAMAR, COUNTY OF, MS	9/28/2007	
2	HOUSTON, COUNTY OF, GA	10/15/2007	
3	JONES, COUNTY OF, MS	4/14/2008	
4	COCONUT CREEK, CITY OF, FL	4/17/2008	
5	Duke Energy Company - Rebanding	4/22/2008	
6	BOCA RATON, CITY OF, FL	4/23/2008	
7	DAPHNE, CITY OF, AL	4/29/2008	
8	TIFT, COUNTY OF, GA	5/12/2008	
9	Pasco, County OF, FL	7/7/2008	
10	DeKalb County Police Department, GA	8/29/2008	
11	Chevron USA Mississippi	9/29/2008	
12	Rockdale County of, GA	11/10/2008	
13	HERNANDO, COUNTY OF, FL	8/20/2009	
14	BROWARD, COUNTY OF, FL	9/1/2009	
15	WALTON, COUNTY OF, GA	10/21/2009	
16	GEORGIA, STATE OF	7/13/2010	
17	PENSACOLA, CITY OF, FL	9/24/2010	
18	WEST PALM BEACH, CITY OF, FL	7/27/2011	
19	CITRUS, COUNTY OF, FL	12/19/2011	
20	GREENSBORO, CITY OF, NC	12/22/2011	
21	MORGAN, COUNTY OF, AL	3/20/2012	
22	BIBB, COUNTY OF, GA	4/30/2012	
23	MANATEE, COUNTY OF, FL	8/20/2012	
24	MIAMI BEACH, CITY OF, FL	10/15/2012	
Subtotal PFA count for Wave 3			24

Appendix 8
Summary of Stage 1 PFAs that have Closed, as of December 31, 2018

Stage 1 PFAs			
	Deal Name	TA Completion Certification Receipt Date	Deal Count
Wave 4			
1	SLIDELL, CITY OF, LA	1/18/2008	
2	SOMERSET, COUNTY OF, PA	1/24/2008	
3	MIAMI, TOWNSHIP OF, OH	2/25/2010	
4	MISSISSIPPI, STATE OF	7/6/2010	
5	SAINT JAMES, PARISH OF, LA	7/29/2010	
6	Choice Phone ESMR rebanding	12/16/2010	
7	RANKIN, COUNTY OF, MS	5/23/2011	
8	LOUISIANA, STATE OF	5/11/2012	
9	EAST BATON ROUGE, PARISH OF, LA	6/11/2012	
10	SAINT JOHN THE BAPTIST, PARISH OF, LA	4/2/2014	
11	JEFFERSON, PARISH OF, LA	7/23/2014	
Subtotal PFA count for Wave 4			11
Canadian Border Region			
1	Central Maine Power Company	5/13/2010	
2	Chrysler Corporation	9/24/2010	
3	The Boeing Company	10/25/2010	
4	Ford Communications Inc	4/11/2011	
5	FELHC Inc	10/10/2011	
6	United Telephone Company of Ohio	8/24/2012	
7	Consumers Energy Company	3/4/2015	
Subtotal PFA count for Canadian Border Region			7
Mexican Border Region			
1	J. Paul Getty Trust	10/8/2014	
2	Public Service Company of New Mexico	6/23/2015	
3	FONTANA UNIFIED SCHOOL DISTRICT EXT 7020, CA	8/3/2015	
4	Arizona Public Service Company	8/28/2015	
5	San Diego Transit	11/6/2015	
6	AEP Mexican Border Rebanding	8/10/2016	
Subtotal PFA count for Mexican Border Region			6
Total PFAs			67

Appendix 8
Summary of Stage 2 FRAs that have Closed, as of December 31, 2018

Stage 2 FRAs			
	Deal Name	TA Completion Certification Receipt Date	Deal Count
Wave 1			
1	Milwaukee Area Tech College	9/15/2006	
2	NEW ALBANY, CITY OF, IN PH II	10/2/2006	
3	PENDLETON, TOWN OF, IN PH II	1/17/2007	
4	BLUFFTON, CITY OF, IN PH II	1/17/2007	
5	WILMINGTON, CITY OF, DE PH II	3/15/2007	
6	BLOOMINGTON, CITY OF, IN PH II	3/15/2007	
7	ELWOOD, CITY OF, IN PH II	5/17/2007	
8	WALWORTH, COUNTY OF, WI PH II	7/2/2007	
9	ADAMS, COUNTY OF, PA PH II	7/10/2007	
10	POUGHKEEPSIE, TOWN OF, NY	8/6/2007	
11	WISCONSIN CENTER DISTRICT, WI PH II	8/13/2007	
12	BRISTOL, CITY OF, CT PH II	9/12/2007	
13	SOUTHWEST CENTRAL DISPATCH, IL PH II	1/25/2008	
14	RIVERSIDE REGIONAL JAIL AUTHORITY, VA PH II	2/19/2008	
15	WATERFORD, TOWN OF, CT PH II	5/15/2008	
16	NEWTON, CITY OF, MA PH II	6/11/2008	
17	Monterey, County of (CA) PH II	6/27/2008	
18	PORTER, TOWN OF, IN PH II	7/16/2008	
19	WHITE PLAINS, CITY OF, NY PH II	7/22/2008	
20	MIDDLETOWN, TOWNSHIP OF, NJ PH II	7/22/2008	
21	HOWELL, TOWNSHIP OF, NJ PH II	7/25/2008	
22	WESTPORT, TOWN OF, CT PH II	8/4/2008	
23	Campbell, City of, CA PH II	8/11/2008	
24	BLACKSBURG, TOWN OF, VA PH II	8/19/2008	
25	New York, State of PH II Metro 21	9/3/2008	
26	NORTON, TOWN OF, MA PH II	9/3/2008	
27	Wilbraham, Town of, MA PH II STA	9/8/2008	
28	LAGRANGE COUNTY COMMUNICATIONS, IN PH II	9/11/2008	
29	Emeryville, City of, CA PH II	9/16/2008	
30	FAIR LAWN, BORO OF, NJ PH II	9/17/2008	
31	GURNEE, VILLAGE OF, IL PH II	9/29/2008	
32	SOUTH HADLEY, TOWN OF, MA PH II	10/1/2008	
33	San Bruno, City of, CA PH II	10/7/2008	
34	Oregon, State of - OR PH II	10/9/2008	
35	MISHAWAKA, CITY OF, IN PH II	10/9/2008	
36	New York, State of PH II OCFS	10/23/2008	
37	SCARSDALE, VILLAGE OF, NY PH II	10/27/2008	
38	WALLINGFORD POLICE DEPARTMENT, TOWN OF, CT PH II	11/7/2008	
39	Redwood City, City of, CA PH II	11/21/2008	
40	Contra Costa County, CA PH II	11/24/2008	
41	Bolingbrook, Village of, IL PH II	12/3/2008	
42	Lodi, City of, CA PH II	12/5/2008	
43	Mountain View, City of, CA PH II	12/9/2008	
44	NORTH ANDOVER, TOWN OF, MA PH II	12/9/2008	
45	BURNS HARBOR, TOWN OF, IN PH II	1/9/2009	
46	PORTAGE, CITY OF, IN PH II	1/16/2009	
47	EASTON, TOWN OF, MA PH II	1/22/2009	
48	KENOSHA, COUNTY OF, WI PH II	1/22/2009	
49	Sunnyvale, City of, CA PH II	1/30/2009	
50	Piedmont, City of, CA PH II	2/4/2009	
51	WATERTOWN, TOWN OF, MA PH II	2/17/2009	
52	ROCK, COUNTY OF, WI PH II	2/17/2009	
53	CHICOPEE, CITY OF, MA PH II	2/19/2009	
54	HASBROUCK HEIGHTS, BOROUGH OF, NJ PH II	3/9/2009	

Appendix 8
Summary of Stage 2 FRAs that have Closed, as of December 31, 2018

Stage 2 FRAs			
	Deal Name	TA Completion Certification Receipt Date	Deal Count
55	Merced County, CA PH II	3/9/2009	
56	BERKSHIRE COUNTY OF, MA PH II	3/13/2009	
57	WESTFIELD, TOWN OF, MA PH II	4/1/2009	
58	GROTON, TOWN OF, CT PH II	4/2/2009	
59	Redding, City of, CA PH II	4/15/2009	
60	Aurora, City of, CO Phase II	4/17/2009	
61	BOSTON, CITY OF, MA PH II - Fire	5/4/2009	
62	Modesto, City of, CA PH II	5/13/2009	
63	Alleghany, County of, VA PH II	5/21/2009	
64	Fresno, City of, CA PH II	6/1/2009	
65	PARSIPPANY TROY HILLS, TOWNSHIP, NJ PH II	7/8/2009	
66	Fairfield, Town of, CT	7/8/2009	
67	DAYVILLE FIRE DISTRICT, CT PH II	7/10/2009	
68	NEW CASTLE COUNTY OF, DE PH II	7/17/2009	
69	Hartford Hospital, PH II STA	8/4/2009	
70	NEW HAVEN, CITY OF, CT PH II	8/11/2009	
71	HARRISONBURG-ROCKINGHAM EMER COMMS. CENTER PH II	8/25/2009	
72	CASS, COUNTY OF, IN PH II	8/31/2009	
73	ELK GROVE UNIFIED SCHOOL DISTRICT, CA PH II	9/11/2009	
74	WEST SPRINGFIELD, TOWN OF, MA PH II	9/17/2009	
75	SPRINGFIELD, CITY OF, IL PH II	9/17/2009	
76	BRIGANTINE, CITY OF, NJ PH II	9/22/2009	
77	WESTMONT, VILLAGE OF, IL PH II	9/24/2009	
78	New Jersey Sports & Exposition Authority PH II	11/2/2009	
79	COLLEGE OF WILLIAM AND MARY PH II	11/4/2009	
80	NEWARK HOUSING AUTHORITY, NJ PH II	11/4/2009	
81	Champaign, City of, IL PH II STA	11/4/2009	
82	Housing Authority of Denver, CO Ph II	11/11/2009	
83	MADISON, CITY OF, WI PH II	11/12/2009	
84	Walnut Creek, City of, CA PH II	11/19/2009	
85	Stockton, City of, CA PH II	12/1/2009	
86	NORTHWEST DISTRICT ATTORNEYS OFFICE, MA PH II	12/7/2009	
87	SOUTH BRUNSWICK, TOWNSHIP OF, NJ PH II	12/14/2009	
88	MC LEAN, COUNTY OF, IL PH II	12/15/2009	
89	Yamhill Communication Agency PH II	1/4/2010	
90	CUMBERLAND, COUNTY OF, NJ PH II	1/26/2010	
91	Marion, County of, OR PH II	2/16/2010	
92	Pikes Peak Regional Comm Network	2/16/2010	
93	Las Vegas, City of, NV PH II	2/23/2010	
94	Las Vegas Metropolitan Police	2/24/2010	
95	Palo Alto, City of, CA PH II	3/9/2010	
96	FARMINGTON, TOWN OF, CT PH II	3/11/2010	
97	BELLEVILLE, TOWNSHIP OF, NJ PH II	3/16/2010	
98	WESTMINSTER, CITY OF, CO PH II	3/19/2010	
99	HANCOCK COUNTY OF, IN PH II	3/19/2010	
100	ORLAND PARK, VILLAGE OF, IL PH II	4/9/2010	
101	North Las Vegas, City of, NV PH II	4/13/2010	
102	Ceres, City of, CA PH II	4/13/2010	
103	McHenry, County of, IL PH II STA	4/21/2010	
104	WHEELING, VILLAGE OF, IL PH II	4/28/2010	
105	San Joaquin, County of, CA PH II	4/30/2010	
106	WOODCLIFF LAKES, BOROUGH OF, NJ PH II	5/20/2010	
107	Saint Clair County Transit District, IL PH II	6/7/2010	
108	Lakewood, City of, CO, Phase II	6/8/2010	
109	TRAHOS, MICHAEL C PH II	7/1/2010	

Appendix 8
Summary of Stage 2 FRAs that have Closed, as of December 31, 2018

Stage 2 FRAs			
	Deal Name	TA Completion Certification Receipt Date	Deal Count
110	American Red Cross Bay Area PH II	7/13/2010	
111	SUDBURY, TOWN OF, MA PH II	7/19/2010	
112	RHODE ISLAND, STATE OF PH II	8/6/2010	
113	Turlock, Gustine City's of, CA PH II	8/17/2010	
114	Oregon Department of Corrections PH II	8/27/2010	
115	STATE UNIVERSITY OF NY MARITIME COLLEGE PH II	9/3/2010	
116	Ogden, City of, UT PH II	9/14/2010	
117	STEUBEN, COUNTY OF, IN PH II	10/12/2010	
118	Livermore/Amador Valley Transit Auth PH II	10/12/2010	
119	METROPOLITAN EMERGENCY COMMUNICATIONS AGCY PH II	10/20/2010	
120	ROCK ISLAND, COUNTY OF, IL PH II	10/27/2010	
121	BROWN, COUNTY OF, WI PH II	11/11/2010	
122	ANDERSON, CITY OF, IN PH II	11/15/2010	
123	San Jose, City of, CA PH II	12/6/2010	
124	BOONE, COUNTY OF, IN PH II	12/9/2010	
125	Minnesota, State of PH II - Wave 1	12/16/2010	
126	Maui, County of, HI PH II	12/21/2010	
127	UCAN - DFCM Equipment Only	1/5/2011	
128	BETHLEHEM, CITY OF, PA PH II	1/6/2011	
129	New York, State of, PH II Wave 1	1/14/2011	
130	UCAN - IHC Equipment Only	2/18/2011	
131	LASALLE, COUNTY OF, IL PH II	3/15/2011	
132	BUCKS, COUNTY OF, PA PH II	3/21/2011	
133	OCEAN CITY, CITY OF, NJ PH II	4/25/2011	
134	ATLANTIC CITY, CITY OF, NJ PH II	4/29/2011	
135	Petersburg, City of, VA PH II STA	5/23/2011	
136	GREENFIELD, CITY OF, WI PH II	6/6/2011	
137	ROANOKE, COUNTY OF, VA PH II	6/13/2011	
138	New York State - Mobile Only	6/15/2011	
139	SHELTON, CITY OF, CT PH II	6/27/2011	
140	NAPERVILLE, CITY OF, IL PH II	8/2/2011	
141	MERIDEN, CITY OF, CT PH II	8/3/2011	
142	IRVINGTON, TOWNSHIP OF, NJ PH II	8/23/2011	
143	TAZEWELL, COUNTY OF, IL PH II	8/24/2011	
144	PEORIA COUNTY SHERIFFS DEPARTMENT, IL PH II	8/31/2011	
145	UCAN - WVC Equipment Only	9/15/2011	
146	NEW BRITAIN, CITY OF, CT PH II	10/31/2011	
147	UCAN - UDOT Equipment Only	11/17/2011	
148	Provo, City of, UT PH II	11/17/2011	
149	UCAN - Utah County Equipment Only	11/18/2011	
150	PACE SUBURBAN BUS SERVICE OF THE RTA, IL PH II	11/30/2011	
151	TYNGSBOROUGH, TOWN OF, MA PH II	12/13/2011	
152	UCAN - Tooele	12/20/2011	
153	FALL RIVER, CITY OF, MA PH II	1/5/2012	
154	KENT COUNTY OF, MD PH II	1/9/2012	
155	Santa Clara Valley Water District, CA PH II	1/23/2012	
156	East Hartford, Town of, CT PH II MA only	2/2/2012	
157	TERRE HAUTE, IN PH II	3/1/2012	
158	UTAH COMMUNICATIONS AGENCY NETWORK, UT PH II	3/29/2012	
159	EAST HAMPTON, TOWN OF, NY PH II	4/13/2012	
160	Rampart Search and Rescue PH II MA only	4/24/2012	
161	BERGEN, COUNTY OF, NJ PH II	5/10/2012	
162	MONTGOMERY, VILLAGE OF, IL PH II	5/11/2012	
163	QUINCY, CITY OF, MA PH II	5/15/2012	
164	Mashantucket Pequot Tribal Nation, CT PH II	5/30/2012	

Appendix 8
Summary of Stage 2 FRAs that have Closed, as of December 31, 2018

Stage 2 FRAs			
	Deal Name	TA Completion Certification Receipt Date	Deal Count
165	NORTHWEST CENTRAL DISPATCH SYSTEM, IL PH II	6/4/2012	
166	NEW YORK, CITY OF, NY PH II	6/5/2012	
167	Passaic, County of, Office of Emergency Mgmt PH II	6/11/2012	
168	Santa Clara County, CA PH II	6/11/2012	
169	NEWARK, CITY OF, NJ PH II	6/16/2012	
170	DAVIS, CITY OF, CA PH II	6/27/2012	
171	Woodridge, Village of, IL PH II MA only	7/13/2012	
172	EAST CHICAGO, CITY OF, IN PH II	9/10/2012	
173	BABYLON, TOWN OF, NY PH II	9/10/2012	
174	WASHINGTON COUNTY CONSOLIDATED COMM AGY PH II	9/26/2012	
175	CENTRAL VA PLANNING DISTRICT COMMISSION, VA PH II	10/10/2012	
176	CLINTON, TOWN OF, CT PH II	10/15/2012	
177	SCHAUMBURG, VILLAGE OF, IL PH II	10/18/2012	
178	MIDDLESEX, COUNTY OF, NJ PH II	10/22/2012	
179	HARTFORD, City of, CT PH II	11/8/2012	
180	RHODE ISLAND PUBLIC TRANSIT AUTHORITY, RI PH II	11/8/2012	
181	FAIRFIELD, TOWNSHIP OF, NJ PH II	11/19/2012	
182	TRUMBULL, TOWN OF, CT PH II	12/10/2012	
183	KANKAKEE, CITY OF, IL PH II	1/9/2013	
184	NASHUA, CITY OF, NH PH II	1/22/2013	
185	Honolulu, City and County of, HI PH II	1/25/2013	
186	Salem, City of, OR PH II	1/29/2013	
187	South Windsor, Town of, CT PH II MA	3/13/2013	
188	EAGLE, COUNTY OF, CO PH II	4/8/2013	
189	HANOVER, COUNTY OF, VA PH II	4/10/2013	
190	PROVIDENCE, CITY OF, RI PH II	4/11/2013	
191	HOWARD, COUNTY OF, IN PH II	4/11/2013	
192	WETHERSFIELD, TOWN OF, CT PH II	4/12/2013	
193	VACAVILLE, CITY OF, CA PH II	4/15/2013	
194	Illinois, State of, DOC PH II	4/15/2013	
195	HAMPTON, CITY OF, VA PH II	5/29/2013	
196	WEST ORANGE, TOWNSHIP OF, NJ PH II	6/26/2013	
197	PRINCE GEORGES, COUNTY OF, MD PH II	7/12/2013	
198	TIPPECANOE, COUNTY OF, IN PH II	7/12/2013	
199	ALEXANDRIA, CITY OF, VA PH II	7/12/2013	
200	ALLEN, COUNTY OF, IN PH II	7/12/2013	
201	Sheboygan County, WI PH II	7/15/2013	
202	Milwaukee, County of, WI - MCTS CAD/AVL System	7/31/2013	
203	UNIVERSITY OF CONNECTICUT, CT PH II	8/9/2013	
204	HOBOKEN, CITY OF, NJ PH II	8/26/2013	
205	WAUKESHA, COUNTY OF, WI PH II	9/16/2013	
206	AURORA, CITY OF, IL PH II	9/30/2013	
207	Adams Twelve Five Star School District, Phase II	10/4/2013	
208	MILFORD, CITY OF, CT PH II	10/18/2013	
209	LA CROSSE, CITY OF, WI PH II	10/22/2013	
210	DELAWARE RIVER PORT AUTHORITY, NJ PH II	11/14/2013	
211	BARNSTABLE, COUNTY OF, MA PH II	1/6/2014	
212	WASHOE, COUNTY OF, NV PH II	2/3/2014	
213	SAINT CLAIR, COUNTY OF, IL PH II	2/3/2014	
214	DENVER, CITY AND COUNTY OF, CO PH II	2/12/2014	
215	Delaware, County Of, PA PH II	3/11/2014	
216	Stafford, County of VA interop only	3/11/2014	
217	Connecticut DOC PH II MA Only	4/7/2014	
218	NORFOLK, CITY OF, VA PH II	5/14/2014	
219	MIDDLESEX COUNY OF, MA PH II	5/29/2014	

Appendix 8
Summary of Stage 2 FRAs that have Closed, as of December 31, 2018

Stage 2 FRAs			
	Deal Name	TA Completion Certification Receipt Date	Deal Count
220	Kauai, County of, HI PH II	6/4/2014	
221	SPOTSYLVANIA, COUNTY OF, VA PH II	7/9/2014	
222	MILWAUKEE, CITY OF, WI PH II	9/4/2014	
223	PORT AUTH OF NY AND NJ PH II	9/8/2014	
224	Salt Lake City, City of, UT PH II	9/15/2014	
225	Carroll, County of, MD PH II Mutual Aid	10/6/2014	
226	EGG HARBOR, TOWNSHIP OF, NJ PH II	10/22/2014	
227	PHILADELPHIA, CITY OF, PA PH II	11/21/2014	
228	GALLOWAY, TOWNSHIP OF, NJ PH II	11/25/2014	
229	North Providence, Town of, RI PH II STA	12/1/2014	
230	READING, CITY OF, PA PH II	12/17/2014	
231	SAN FRANCISCO, CITY & COUNTY OF, CA PH II	12/17/2014	
232	NARRAGANSETT, TOWN OF, RI PH II	1/9/2015	
233	OCEAN CITY, TOWN OF, MD PH II	1/30/2015	
234	Saint Mary's, County Of, MD PH II	2/20/2015	
235	Clark, County of, NV PH II	2/23/2015	
236	Cook, County of, IL PH II	2/23/2015	
237	ATLANTIC, COUNTY OF, NJ PH II	2/25/2015	
238	New Jersey AGO PH II	3/4/2015	
239	Roseville, City of, CA PH II	3/16/2015	
240	SUFFOLK, COUNTY OF PH II	3/16/2015	
241	LOUDOUN, COUNTY OF, VA PH II	3/16/2015	
242	JERSEY CITY, CITY OF, NJ PH II	3/18/2015	
243	WEST HARTFORD, TOWN OF, CT PH II	3/23/2015	
244	SALISBURY, CITY OF, MD PH II	3/23/2015	
245	CULPEPER, COUNTY OF, VA PH II	3/25/2015	
246	Anne Arundel, County of, MD PH II MA	4/20/2015	
247	University of Maryland PH II	6/22/2015	
248	MASSACHUSETTS BAY TRANS AUTHORITY PH II	6/29/2015	
249	RICHMOND, CITY OF, CA PH II	8/3/2015	
250	WILL, COUNTY OF, IL PH II	10/26/2015	
251	Baltimore, City of, MD PH II Mutual Aid	11/6/2015	
252	University of California - Davis	11/19/2015	
253	HYANNIS, TOWN OF, MA PH II	11/30/2015	
254	ILLINOIS, STATE OF PH II	12/28/2015	
255	Howard, County of, MD PH II Mutual Aid	1/4/2016	
256	HOWARD, COUNTY OF, MD PH II	1/4/2016	
257	LAKE, COUNTY OF, IL PH II	1/4/2016	
258	ANNE ARUNDEL, COUNTY OF, MD PH II	1/6/2016	
259	Baltimore, County of, MD PH II Mutual Aid	1/19/2016	
260	ALAMEDA, COUNTY OF, CA PH II	2/3/2016	
261	LANCASTER COUNTY OF, PA PH II	2/8/2016	
262	SUFFOLK, COUNTY OF, NY PH II	3/4/2016	
263	NEWPORT NEWS, CITY OF, VA PH II	3/9/2016	
264	WISCONSIN, STATE OF PH II	3/9/2016	
265	Harford, County of, MD PH II Mutual Aid	3/18/2016	
266	CONNECTICUT, STATE OF PH II	3/30/2016	
267	New Jersey Transit	4/6/2016	
268	TRENTON, CITY OF, NJ PH II	4/8/2016	
269	STAMFORD, CITY OF, CT PH II	4/18/2016	
270	MILWAUKEE, COUNTY OF, WI PH II	4/20/2016	
271	DELAWARE, STATE OF PH II	5/2/2016	
272	BALTIMORE, CITY OF, MD PH II	5/4/2016	
273	OZAUKEE, COUNTY OF, WI PH II	5/9/2016	
274	WARRENTON FAUQUIER JOINT COMM CTR PH II	5/9/2016	

Appendix 8
Summary of Stage 2 FRAs that have Closed, as of December 31, 2018

Stage 2 FRAs			
	Deal Name	TA Completion Certification Receipt Date	Deal Count
275	NEW JERSEY, STATE OF PH II	5/18/2016	
276	NEVADA, STATE OF PH II	6/17/2016	
277	JOLIET, CITY OF, IL PH II	6/21/2016	
278	HOPEWELL, CITY OF, VA PH II	7/6/2016	
279	Baltimore Washington Int'l Airport PH II	7/8/2016	
280	CHESTER, COUNTY OF, PA PH II	7/27/2016	
281	CARROLL, COUNTY OF, MD PH II	8/16/2016	
282	YORK, COUNTY OF, VA PH II	9/13/2016	
283	WICOMICO, COUNTY OF, MD PH II	9/22/2016	
284	Chesterfield, County of, VA PH II	10/26/2016	
285	WATERBURY, CITY OF, CT PH II	10/28/2016	
286	ARLINGTON, COUNTY OF, VA PH II	11/16/2016	
287	PRINCE WILLIAM, COUNTY OF, VA PH II	2/13/2017	
288	CAMBRIDGE, CITY OF, MA PH II	3/10/2017	
289	VIRGINIA, COMMONWEALTH OF, VA PH II	3/10/2017	
290	ALBEMARLE, COUNTY OF, VA PH II	3/10/2017	
291	University of California - Berkeley	3/16/2017	
292	SAN FRANCISCO BART PH II	4/18/2017	
293	University of California - Merced PH II	6/5/2017	
294	VIRGINIA BEACH, CITY OF, VA PH II (Stage 2)	7/12/2017	
295	Pennsylvania, Commonwealth of PH II	8/1/2017	
296	DELAWARE, COUNTY OF, IN PH II	10/5/2017	
297	CHESAPEAKE, CITY OF, VA PH II	3/22/2018	
Subtotal FRA count for Wave 1			297
Wave 2			
1	Lexington Fayette Urban County Government - Police Div.	1/3/2007	
2	Louisville, City of, KY PH II	3/20/2007	
3	MADISONVILLE, CITY OF, KY PH II	7/2/2007	
4	MOUNTAIN HOME, CITY OF, AR PH II	7/25/2007	
5	JONESBORO, CITY OF, AR PH II	7/31/2007	
6	BLOOMINGTON, CITY OF, MN PH II	9/28/2007	
7	LINN, COUNTY OF, IA PH II	10/16/2007	
8	MOWER, COUNTY OF, MN PH II	12/10/2007	
9	BENTON, COUNTY OF, MN PH II	1/18/2008	
10	Sebastian, County of, AR PH II	3/11/2008	
11	Conway, City of, AR Phase II	4/11/2008	
12	SEVIER, COUNTY OF, TN PH II	4/11/2008	
13	DUNCANVILLE, CITY OF, TX PH II	5/9/2008	
14	KINGSPORT, CITY OF, TN PH II	5/27/2008	
15	KENTON COUNTY AIRPORT BOARD, KY PH II	6/10/2008	
16	SCOTTSBLUFF, COUNTY OF, NE PH II	6/13/2008	
17	Liberty, City of, MO PH II	7/8/2008	
18	Tonganoxie, City of, KS PH II	7/9/2008	
19	SHERBURNE, COUNTY OF, MN PH II	7/9/2008	
20	GARFIELD, COUNTY OF, OK PH II	7/14/2008	
21	COUNCIL BLUFFS, CITY OF, IA PH II	7/16/2008	
22	Saline, County of, NE PH II	7/21/2008	
23	City Utilities of Springfield, MO PH II	7/30/2008	
24	Crawford County, KS PH II	8/5/2008	
25	KENTUCKY, COMMONWEALTH OF PH II	8/8/2008	
26	BROWN, COUNTY OF, MN PH II	8/11/2008	
27	Nemaha, County of, NE PH II	8/20/2008	
28	CAMPBELL, COUNTY OF, KY PH II	8/27/2008	
29	SHERMAN, CITY OF, TX PH II	8/28/2008	
30	GREENVILLE, CITY OF, TX PH II	9/9/2008	

Appendix 8
Summary of Stage 2 FRAs that have Closed, as of December 31, 2018

Stage 2 FRAs			
	Deal Name	TA Completion Certification Receipt Date	Deal Count
31	LOUISVILLE METRO GOVERNMENT, KY PH II	9/9/2008	
32	Parker County, TX PH II	9/9/2008	
33	Fremont, City of, NE PH II	9/16/2008	
34	KENTUCKY STATE POLICE PH II	9/16/2008	
35	WILLIAMSON, COUNTY OF, TN PH II	9/22/2008	
36	York, County of, NE PH II	9/29/2008	
37	ASHLAND, CITY OF, NE PH II	9/29/2008	
38	Richardson, County of, NE PH II	10/1/2008	
39	Fillmore, County of, NE PH II	10/8/2008	
40	Finney County, KS PH II	10/10/2008	
41	JEFFERSON, COUNTY OF, AR PH II	11/3/2008	
42	York, City of, NE PH II	11/10/2008	
43	Middle TN State Univ PH II	11/11/2008	
44	LEXINGTON FAYETTE URBAN CTY GOVERNMENT PH II	12/2/2008	
45	WATERLOO, CITY OF, IA PH II	1/7/2009	
46	CEDAR PARK, CITY OF, TX PH II	1/12/2009	
47	Franklin, City of, TN PH II	1/26/2009	
48	City of Hendersonville Fire Department, TN PH II	2/6/2009	
49	Stearns, County of, MN PH II	2/13/2009	
50	Gladstone, City of, MO PH II	3/13/2009	
51	UNIVERSITY OF NORTHERN IOWA, IA PH II	3/17/2009	
52	COVINGTON, CITY OF, KY PH II	3/18/2009	
53	BRENTWOOD, CITY OF, TN PH II	3/23/2009	
54	KENTON, COUNTY OF, KY PH II_Police	3/25/2009	
55	WRIGHT, COUNTY OF, MN PH II	4/1/2009	
56	BUFFALO, COUNTY OF, NE PH II	4/6/2009	
57	Dakota, County of, MN PH II STA	4/8/2009	
58	University of Texas Medical Branch Police PH II	4/15/2009	
59	CASPER, CITY OF, WY PH II	4/29/2009	
60	WEST HELENA, CITY OF, AR PH II	4/29/2009	
61	PARKERSBURG, CITY OF, WV PH II	5/14/2009	
62	CHEYENNE, CITY OF, WY PH II	5/21/2009	
63	Prairie Band of Potawatomi Nation, KS PH II	5/21/2009	
64	Iowa State Police PH II FB2T	6/4/2009	
65	MINNESOTA, STATE OF PH II	6/9/2009	
66	OLMSTED, COUNTY OF, MN PH II	6/16/2009	
67	DALLAS, COUNTY OF, TX PH II	6/29/2009	
68	GEORGETOWN, CITY OF, KY PH II	6/29/2009	
69	SAUNDERS, COUNTY OF, NE PH II	7/7/2009	
70	Americas Center, MO PH II	7/31/2009	
71	City of North Richland Hills, TX PH II	9/3/2009	
72	Wyoming, State of PH II	9/17/2009	
73	SAINT CLOUD, CITY OF, MN PH II	9/22/2009	
74	MINNEAPOLIS, CITY OF, MN PH II	10/5/2009	
75	IOWA STATE FAIR, IA PH II	10/6/2009	
76	BAPTIST MEMORIAL HEALTH CARE CORPORATION PH II	11/2/2009	
77	Hennepin, County of, MN PH II	12/2/2009	
78	RICE & STEELE, COUNTY OF, MN PH II	12/2/2009	
79	KENTON, COUNTY OF, KY PH II_Sanitation	12/9/2009	
80	RAMSEY, COUNTY OF, MN PH II	2/25/2010	
81	Douglas County, KS PH II	3/2/2010	
82	Saint Louis, City of, MO Airport PH II	3/10/2010	
83	Rockwall, City of, TX PH II STA	3/25/2010	
84	Buchanan, County of, MO PH II	6/29/2010	
85	Knox County Sheriff TN PH II	10/19/2010	

Appendix 8
Summary of Stage 2 FRAs that have Closed, as of December 31, 2018

Stage 2 FRAs			
	Deal Name	TA Completion Certification Receipt Date	Deal Count
86	Cedar Rapids, City of, IA PH II	11/1/2010	
87	Fort Dodge Correctional Facility, IA PH II	11/16/2010	
88	Matagorda County, TX PH II	11/16/2010	
89	Saint Peters, City of, MO PH II	1/14/2011	
90	GOODLETTSVILLE, CITY OF, TN PH II	2/2/2011	
91	Belmont County, OH PH II	2/14/2011	
92	MARSHALL, COUNTY OF, IA PH II	5/5/2011	
93	CASS, COUNTY OF, NE PH II	6/1/2011	
94	JOHNSON CITY, CITY OF, TN PH II	6/14/2011	
95	DALLAS AREA RAPID TRANSIT AUTHORITY, TX PH II	8/2/2011	
96	SAPULPA, CITY OF, OK PH II	9/15/2011	
97	DYERSBURG, CITY OF, TN PH II	10/7/2011	
98	Houston, City of, TX Fire PH II	12/20/2011	
99	Arkansas Children's Hospital	2/10/2012	
100	Mid-America Regional Council PH II	3/19/2012	
101	OELWEIN, CITY OF, IA PH II	3/27/2012	
102	JEFFERSON, COUNTY OF, OH PH II	4/2/2012	
103	SIOUX CITY, City of, IA PH II	4/10/2012	
104	VANDERBILT UNIVERSITY MEDICAL CENTER, TN PH II	4/20/2012	
105	SCOTT, COUNTY OF, IA PH II	5/15/2012	
106	ELLSWORTH, COUNTY OF, KS PH II	5/15/2012	
107	JACKSON, CITY OF, TN PH II	6/1/2012	
108	Metro Gov of Nashville AND Davidson Cty, PH II	6/1/2012	
109	BLACK HAWK, COUNTY OF, IA PH II	6/4/2012	
110	Baylor Health Care System, TX PH II	6/27/2012	
111	MC KINNEY, CITY OF, TX PH II	8/8/2012	
112	Russell, County of, KS PH II	8/22/2012	
113	McCracken, County of, KY PH II STA	8/24/2012	
114	MONTGOMERY, COUNTY OF, TX PH II	9/19/2012	
115	BI STATE INFORMATION CENTER, TX PH II	9/27/2012	
116	Knox County Schools, TN PH II	10/15/2012	
117	Beaumont, City of, TX Phase II	10/22/2012	
118	BOWLING GREEN, CITY OF, KY PH II	1/7/2013	
119	LUBBOCK, CITY OF, TX PH II	2/15/2013	
120	Hutchinson-Reno County Emer Comm PH II	4/5/2013	
121	BARTLETT, CITY OF, TN PH II	4/5/2013	
122	Wabaunsee County, KS PH II	4/5/2013	
123	Joplin, City of, MO PH II	4/8/2013	
124	LINCOLN, COUNTY OF, KS PH II	4/12/2013	
125	KANSAS CITY, CITY OF, KS PH II	4/15/2013	
126	Wheeling, City of, WV PH II	4/15/2013	
127	SULLIVAN, COUNTY OF, TN PH II	4/15/2013	
128	Saint Louis, City of, MO Police PH II	5/8/2013	
129	GRUNDY COUNTY OF, IA PH II	5/23/2013	
130	EDEN PRAIRIE, CITY OF, MN PH II	5/29/2013	
131	WEST DES MOINES, CITY OF, IA PH II	5/31/2013	
132	Overland Park, City of, KS PH II	6/12/2013	
133	North Kansas City Police	7/12/2013	
134	CREEK, COUNTY OF, OK PH II	8/22/2013	
135	PADUCAH, CITY OF, KY PH II	8/26/2013	
136	METROPOLITAN NASHVILLE AIRPORT AUTHORITY, TN PH II	8/26/2013	
137	SUMNER COUNTY OF, KS PH II	8/28/2013	
138	Texas, State of PH II	9/4/2013	
139	BURNET, COUNTY OF, TX PH II	9/16/2013	
140	Anderson County, TX PH II	9/16/2013	

Appendix 8
Summary of Stage 2 FRAs that have Closed, as of December 31, 2018

Stage 2 FRAs			
	Deal Name	TA Completion Certification Receipt Date	Deal Count
141	Mc Pherson County, KS PH II	9/16/2013	
142	Saint Charles, City of, MO PH II	9/30/2013	
143	Omaha Public Power District, NE PH II	10/2/2013	
144	Waco, City of, TX Phase II	11/13/2013	
145	PORT NECHES, CITY OF, TX PH II	12/17/2013	
146	Grandview, City of, MO PH II	1/6/2014	
147	TEXAS, STATE OF TEXAS A&M UNIVERSITY, TX PH II	2/10/2014	
148	Southern Methodist Univ PH II	2/28/2014	
149	OWENSBORO, CITY OF, KY PH II	4/14/2014	
150	HAYSVILLE, CITY OF, KS PH II	4/21/2014	
151	OWASSO, CITY OF, OK PH II	9/4/2014	
152	East Texas Medical Center, TX PH II	10/1/2014	
153	Ellis County, TX PH II	10/2/2014	
154	ELLIS, COUNTY OF, KS PH II	11/14/2014	
155	HAYS, COUNTY OF, TX PH II	12/5/2014	
156	WILLIAMSON, COUNTY OF, TX PH II	1/7/2015	
157	LAKE QUIVIRA, CITY OF, KS PH II	1/21/2015	
158	DALLAS-FORT WORTH INTERNATIONAL AIRPORT, TX PH II	2/9/2015	
159	SMYRNA, TOWN OF, TN PH II	3/4/2015	
160	College Station, City of, TX PH II	3/4/2015	
161	OBION, COUNTY OF - SHERIFF DEPT, TN PH II	3/5/2015	
162	MESQUITE, CITY OF, TX PH II	3/31/2015	
163	PLANO, CITY OF, TX PH II	4/24/2015	
164	AUSTIN, CITY OF, TX PH II	9/23/2015	
165	Fayette, County of, TX PH II STA	9/30/2015	
166	BIXBY, CITY OF, OK PH II	10/1/2015	
167	CLARKSVILLE, CITY OF, TN PH II	5/11/2016	
168	HOUSTON, CITY OF, TX Police PH II	5/18/2016	
169	Lewisville, City of, TX PH II	6/7/2016	
170	JACKSONVILLE, CITY OF, AR PH II	7/18/2016	
171	DUBUQUE, COUNTY OF, IA PH II	7/29/2016	
172	Tennessee DOC PH II	8/10/2016	
173	OAK RIDGE, CITY OF, TN PH II	8/22/2016	
174	FORT WORTH, CITY OF, TX PH II	10/25/2016	
175	DENTON, CITY OF, TX PH II	11/15/2016	
176	JOHNSON, COUNTY OF, KS PH II	6/26/2017	
177	MEMPHIS, CITY OF, TN PH II	8/16/2017	
178	Prairie Village, City of, KS PH II	9/6/2017	
179	Shawnee, County of, KS PH II	10/13/2017	
180	TULSA, CITY OF, OK PH II	2/7/2018	
181	RAYTOWN, CITY OF, MO PH II	3/8/2018	
182	WICHITA FALLS, CITY OF, TX PH II	3/14/2018	
183	RICHARDSON, CITY OF, TX PH II	5/15/2018	
Subtotal FRA count for Wave 2			183
Wave 3			
1	HATTIESBURG, CITY OF, MS	7/23/2007	
2	Crisp County School System, GA	9/4/2007	
3	Washington, County of, MS PH II	1/14/2008	
4	GRANVILLE, COUNTY OF, NC PH II	3/10/2008	
5	Pickens County, SC PH II	3/20/2008	
6	Rock Hill, City of, SC PH II	7/3/2008	
7	AVENTURA, CITY OF, FL PH II	7/10/2008	
8	TAMPA, CITY OF, FL PH II	10/9/2008	
9	HUNTSVILLE MADISON COUNTY AIRPORT AUTHORITY, AL	10/21/2008	
10	SIMPSON, COUNTY OF E911 COMMUNICATION, MS PH II	11/3/2008	

Appendix 8
Summary of Stage 2 FRAs that have Closed, as of December 31, 2018

Stage 2 FRAs			
	Deal Name	TA Completion Certification Receipt Date	Deal Count
11	FOREST PARK, CITY OF, GA PH II	11/10/2008	
12	Columbia, County of, GA PH II	11/10/2008	
13	NORTH CAROLINA DEPT OF CORRECTIONS PH II	3/9/2009	
14	Catoosa, County of, GA PH II STA	3/12/2009	
15	ROME, CITY OF, GA PH II	3/18/2009	
16	CHEROKEE, COUNTY OF, GA PH II	5/13/2009	
17	JACKSONVILLE BEACH, CITY OF, FL PH II	5/21/2009	
18	WALTON, COUNTY OF, GA PH II	5/27/2009	
19	TALLADEGA COUNTY EMA, AL PH II	7/7/2009	
20	COWETA, COUNTY OF, GA PH II	7/22/2009	
21	Marshall, County of, AL PH II	7/22/2009	
22	STONE MOUNTAIN PARK PH II	8/1/2009	
23	EMORY UNIVERSITY, GA PH II	9/8/2009	
24	Rossville, City of, GA PH II	9/14/2009	
25	CLEVELAND, COUNTY OF, NC PH II	11/25/2009	
26	Charleston, City of SC Mount Pleasant (MO) Ph II	12/7/2009	
27	Thomasville Fire Rescue, GA PH II	12/9/2009	
28	Western Area Regional RSA PH II STA	2/15/2010	
29	TARBORO, TOWN OF, NC PH II	3/26/2010	
30	DALLAS, CITY OF, GA PH II	4/20/2010	
31	Hall, County of, GA PH II	4/21/2010	
32	CRISP, COUNTY OF, GA	4/23/2010	
33	FORSYTH, COUNTY OF, GA PH II	6/10/2010	
34	EMERGENCY MANAGEMENT DISTRICT, MS	7/21/2010	
35	DUKE UNIVERSITY PH II	8/9/2010	
36	ALBANY, CITY OF, GA	10/12/2010	
37	OPELIKA, CITY OF, AL PH II	10/25/2010	
38	PALM COAST, CITY OF, FL PH II	11/1/2010	
39	Florida, State of - House & Senate PH II	12/16/2010	
40	Augusta Richmond, County of, GA PH II SED	1/25/2011	
41	DOTHAN, CITY OF, AL	2/8/2011	
42	JOHNSTON, COUNTY OF, NC PH II	2/16/2011	
43	Lafourche Parish, LA PH II	3/30/2011	
44	ALBERTVILLE, CITY OF, AL	4/15/2011	
45	Hancock, County of, MS PH II	4/25/2011	
46	ROCKDALE, COUNTY OF, GA PH II	4/25/2011	
47	Hardee, County of, FL PH II	6/7/2011	
48	Apopka, City of, FL PH II Interop Only	11/14/2011	
49	Saint Johns, County of, FL PH II	11/21/2011	
50	Madison, City of, AL	12/12/2011	
51	Putnam, County of, FL PH II MA only	12/13/2011	
52	Terrebonne Parish, LA PH II	1/9/2012	
53	GADSDEN, CITY OF, AL PH II	1/18/2012	
54	PITT, COUNTY OF, NC PH II	1/27/2012	
55	CLEARWATER, CITY OF, FL PH II	1/30/2012	
56	Washington, County of, AL PH II	2/6/2012	
57	Palm Beach, County of, FL School PD PH II	2/9/2012	
58	JUNO BEACH, TOWN OF, FL PH II	2/9/2012	
59	ATLANTA, CITY OF, GA PH II	3/5/2012	
60	LA GRANGE, CITY OF, GA PH II	3/22/2012	
61	Charleston, City of, SC PH II	4/12/2012	
62	OCEAN RIDGE, TOWN OF, FL PH II	4/12/2012	
63	Hillsborough, County Of, FL PH II	4/17/2012	
64	Atlanta, City of, GA (APS) PH II	4/20/2012	
65	Cary, Town of, NC PH II	4/24/2012	

Appendix 8
Summary of Stage 2 FRAs that have Closed, as of December 31, 2018

Stage 2 FRAs			
	Deal Name	TA Completion Certification Receipt Date	Deal Count
66	Florida, State of, DOC PH II	6/4/2012	
67	Palm Beach Cty Solid Waste Auth PH II	6/5/2012	
68	MAITLAND, CITY OF, FL PH II	6/26/2012	
69	CENTER POINT FIRE DISTRICT, AL PH II	7/9/2012	
70	BAY COUNTY COMMISSIONERS, FL PH II	7/9/2012	
71	JACKSON, COUNTY OF, MS PH II	7/13/2012	
72	WINTER PARK, CITY OF, FL PH II	8/21/2012	
73	BOYNTON BEACH, CITY OF, FL PH II	8/22/2012	
74	CHARLESTON, COUNTY OF, SC PH II	8/29/2012	
75	TALLAHASSEE, CITY OF, FL PH II	8/29/2012	
76	TOA BAJA MUNICIPAL GOVERNMENT, PR PH II	10/15/2012	
77	Athens-Clarke County, GA PH II MA	10/24/2012	
78	LEE, COUNTY OF, MS	11/19/2012	
79	REEDY CREEK IMPROVEMENT DISTRICT, FL PH II	12/10/2012	
80	GWINNETT, COUNTY OF, GA PH II	12/21/2012	
81	SHELBY, CITY OF, NC PH II	1/8/2013	
82	LAKELAND, CITY OF, FL PH II	1/9/2013	
83	North Carolina, State of PH II Data System	1/15/2013	
84	Flagler, County of, FL PH II	1/23/2013	
85	MONTGOMERY, CITY OF, AL PH II	1/29/2013	
86	Orange, County of, FL PH II	2/6/2013	
87	SPALDING, COUNTY OF, GA PH II	2/15/2013	
88	PINEVILLE, TOWN OF, NC PH II	2/15/2013	
89	Boca Raton, City of, FL PH II MO	4/11/2013	
90	St Martin Parish Sheriff, LA PH II MA only	4/11/2013	
91	BULLOCH, COUNTY OF, GA	4/15/2013	
92	GLYNN, COUNTY OF, GA PH II	4/15/2013	
93	SAINT LUCIE, COUNTY OF, FL PH II	4/15/2013	
94	Lexington, County of, SC PH II SED	4/16/2013	
95	Sarasota, County of, FL PH II	7/12/2013	
96	Mississippi, State of, PH II FB2T	7/17/2013	
97	MINT HILL, TOWN OF, NC PH II	8/28/2013	
98	Rocky Mount, City of, NC PH II	9/4/2013	
99	PALM BEACH GARDENS, CITY OF, FL PH II	9/11/2013	
100	CITRUS, COUNTY OF, FL PH II MA Only	9/16/2013	
101	HICKORY, CITY OF, NC PH II	9/25/2013	
102	Houma, City of LA, PH II STA	10/18/2013	
103	POLK, COUNTY OF, FL PH II	10/25/2013	
104	GREATER ORLANDO PUBLIC SAFETY COOP, FL PH II	12/4/2013	
105	FULTON, COUNTY OF, GA PH II	12/11/2013	
106	OCALA, CITY OF, FL PH II	12/17/2013	
107	CORAL SPRINGS, CITY OF, FL PH II	12/17/2013	
108	JACKSONVILLE, CITY OF, FL PH II	1/27/2014	
109	Myrtle Beach, City of, SC PH II	3/10/2014	
110	COLLIER, COUNTY OF, FL PH II	3/12/2014	
111	MONROE, COUNTY OF, FL PH II	4/21/2014	
112	FAYETTE, COUNTY OF, GA PH II	4/21/2014	
113	HOLLYWOOD, CITY OF, FL PH II	4/23/2014	
114	Calhoun, County of, AL TARS PH II	4/25/2014	
115	GAINESVILLE, CITY OF, FL PH II	6/24/2014	
116	CLAY, COUNTY OF, FL PH II	7/8/2014	
117	MARION, COUNTY OF, SC PH II	8/27/2014	
118	Beauregard Parish Sheriff's Office, LA PH II	8/27/2014	
119	Iberville, Parish of, LA Phase II	9/4/2014	
120	ALABAMA, STATE OF, AL PH II	9/8/2014	

Appendix 8
Summary of Stage 2 FRAs that have Closed, as of December 31, 2018

Stage 2 FRAs			
	Deal Name	TA Completion Certification Receipt Date	Deal Count
121	Caddo Parish Comm Dist 1, LA PH II	9/8/2014	
122	CONSOLIDATED GOVERNMENT OF COLUMBUS, GA PH II	10/8/2014	
123	YORK, COUNTY OF, SC PH II	10/15/2014	
124	HARRISON, COUNTY OF, MS PH II	10/15/2014	
125	OSCEOLA, COUNTY OF, FL PH II	11/11/2014	
126	Miami Shores, Village of, FL PH II	12/15/2014	
127	MIAMI, CITY OF, FL PH II	12/17/2014	
128	AVOYELLES PARISH COMMUNICATIONS DISTRICT, LA PH II	1/5/2015	
129	MARTIN, COUNTY OF, FL PH II	1/21/2015	
130	HERNANDO, COUNTY OF, FL PH II	1/26/2015	
131	Bossier Parish, LA PH II	1/30/2015	
132	Georgia, State of, PH II Metro	2/9/2015	
133	GEORGIA, STATE OF PH II	2/17/2015	
134	City of Sumter and Sumter County, SC PH II	2/18/2015	
135	CORAL GABLES, CITY OF, FL PH II	3/16/2015	
136	KENNER, CITY OF, LA PH II	4/13/2015	
137	OPELOUSAS, CITY OF, LA PH II	4/20/2015	
138	HARNETT COUNTY OF, NC PH II	5/11/2015	
139	CALHOUN, COUNTY OF, AL PH II	5/19/2015	
140	Lake, County of, FL PH II	6/1/2015	
141	BREVARD, COUNTY OF, FL PH II	6/1/2015	
142	HORRY, COUNTY OF, SC PH II	6/8/2015	
143	KERNERSVILLE, TOWN OF, NC PH II	7/1/2015	
144	DESOTO, COUNTY OF, FL PH II	7/8/2015	
145	CALCASIEU, PARISH OF, LA PH II	7/10/2015	
146	SAVANNAH, CITY OF, GA	7/17/2015	
147	MANATEE, COUNTY OF, FL PH II	7/22/2015	
148	NEW BERN, CITY OF, NC PH II	8/10/2015	
149	SEMINOLE, COUNTY OF, FL PH II	9/11/2015	
150	HENRY, COUNTY OF, GA PH II	9/18/2015	
151	HIALEAH, CITY OF, FL PH II	11/6/2015	
152	INDIAN RIVER, COUNTY OF, FL PH II	11/11/2015	
153	CONCORD, CITY OF, NC PH II	11/16/2015	
154	JACKSONVILLE, CITY OF, NC PH II	11/19/2015	
155	MOORESVILLE, TOWN OF, NC PH II	11/19/2015	
156	West Baton Rouge Parish Comm Dist PH II	11/20/2015	
157	BATON ROUGE, CITY OF, LA PH II	12/4/2015	
158	FLORIDA, STATE OF PH II	12/16/2015	
159	MOBILE, CITY OF, AL PH II	12/16/2015	
160	FORT LAUDERDALE, CITY OF, FL PH II	12/28/2015	
161	CHARLOTTE, COUNTY OF, FL PH II	2/4/2016	
162	SULPHUR, CITY OF, LA PH II	2/22/2016	
163	DURHAM, CITY OF, NC PH II	2/26/2016	
164	BEAUFORT, COUNTY OF, SC PH II	4/13/2016	
165	VOLUSIA, COUNTY OF, FL PH II	4/20/2016	
166	RALEIGH DURHAM AIRPORT AUTHORITY, NC PH II	5/9/2016	
167	BROWARD, COUNTY OF, FL PH II	5/9/2016	
168	GUILFORD, COUNTY OF, NC PH II	5/11/2016	
169	Lake Charles, City Of, LA PH II	5/18/2016	
170	SCHOOL BOARD OF BROWARD COUNTY, FLORIDA PH II	6/7/2016	
171	SAINT TAMMANY, PARISH OF, LA PH II	6/10/2016	
172	LENOIR, COUNTY OF, NC PH II	6/15/2016	
173	LAFAYETTE, PARISH OF, LA PH II	6/28/2016	
174	COVINGTON, CITY OF, GA PH II	7/18/2016	
175	GUAYNABO, MUNICIPALITY OF, PR PH II	7/20/2016	

Appendix 8
Summary of Stage 2 FRAs that have Closed, as of December 31, 2018

Stage 2 FRAs			
	Deal Name	TA Completion Certification Receipt Date	Deal Count
176	Puerto Rico Admin of Courts PH II	7/26/2016	
177	St. Bernard Parish Sheriff's Office, LA PH II	9/7/2016	
178	SHERIFF, PARISH OF POINTE COUPEE, LA PH II	9/22/2016	
179	SAINT JAMES, PARISH OF, LA PH II	11/15/2016	
180	LOUISIANA, STATE OF PH II	12/16/2016	
181	Mississippi, State of, PH II (Miss State Univ)	6/30/2017	
182	MOBILE, COUNTY OF, AL PH II	9/14/2017	
183	SOUTH CAROLINA, STATE OF PH II	9/29/2017	
184	WAKE, COUNTY OF, NC PH II	11/10/2017	
185	DELRAY BEACH, CITY OF, FL PH II	11/15/2017	
186	THOMASVILLE, CITY OF, NC PH II	5/15/2018	
187	HARTSELLE, CITY OF, AL PH II	6/1/2018	
Subtotal FRA count for Wave 3			187
Wave 4			
1	VANCOUVER HOUSING AUTHORITY, WA PH II	1/25/2008	
2	AUGLAIZE, COUNTY OF, OH PH II	7/25/2008	
3	COLONIE, TOWN OF, NY PH II	8/8/2008	
4	LONG BEACH, CITY OF, CA PH II	10/20/2008	
5	ALLEN, COUNTY OF, OH PH II	11/17/2008	
6	VICTORIA, CITY OF, TX PH II	11/25/2008	
7	Carlsbad, City of, NM PH II	2/6/2009	
8	WESTERN MICHIGAN UNIVERSITY, MI PH II	4/1/2009	
9	ALASKA, STATE OF PH II	5/21/2009	
10	SAN ANGELO, CITY OF, TX PH II	10/23/2009	
11	GLENVILLE, TOWN OF, NY PH II	2/24/2010	
12	SAN JUAN, COUNTY OF, NM PH II	3/2/2010	
13	YAKIMA, CITY OF, WA PH II	3/26/2010	
14	New York, State of PH II	4/7/2010	
15	BEVERLY HILLS, CITY OF, CA PH II	8/24/2010	
16	VIA METROPOLITAN TRANSIT, TX PH II	2/2/2011	
17	HARRISON, COUNTY OF, OH PH II	2/4/2011	
18	SIGNAL HILL, CITY OF, CA PH II	3/28/2011	
19	Benton, County of WA PH II	3/30/2011	
20	Allegheny County Dept of Emerg Svcs PH II	3/15/2012	
21	Whitehall, City of, MI PH II MA only	7/19/2012	
22	Clinton County Sheriff Office, OH PH II	2/15/2013	
23	ALBUQUERQUE, CITY OF, NM PH II	4/24/2013	
24	CINCINNATI, CITY OF, OH PH II	9/10/2013	
25	CLERMONT, COUNTY OF, OH PH II	10/2/2013	
26	Hobbs, City of, NM PH II	12/11/2013	
27	HAMILTON, COUNTY OF, OH PH II	3/12/2014	
28	BUTLER, COUNTY OF, OH PH II	6/25/2014	
29	CUMBERLAND, COUNTY OF, PA PH II	11/5/2014	
30	WESTMORELAND, COUNTY OF, PA PH II	2/17/2015	
31	PENNSYLVANIA STATE UNIVERSITY, PA PH II	3/4/2015	
32	CLARK EMERGENCY SERVICES, COUNTY OF, WA PH II	9/25/2015	
33	DAYTON, CITY OF, OH PH II	12/14/2017	
34	MIDLAND, CITY OF, TX PH II	4/6/2018	
Subtotal FRA count for Wave 4			34
Canadian Border Region			
1	Jefferson Transit Authority, WA	12/22/2009	
2	Minnesota, State of Canadian Rebanding	2/16/2010	
3	Midland, County of, MI	2/25/2010	
4	Marion, County of, OH	3/23/2010	
5	Eaton, County of, MI	5/20/2010	

Appendix 8
Summary of Stage 2 FRAs that have Closed, as of December 31, 2018

Stage 2 FRAs			
	Deal Name	TA Completion Certification Receipt Date	Deal Count
6	Chelan, County of, WA	6/25/2010	
7	Spokane Transit Authority, WA	8/6/2010	
8	Trumbull, County of, OH	8/17/2010	
9	Saginaw County 911 Communications Authority, MI	8/23/2010	
10	Erie County Water Authority, NY	9/22/2010	
11	Oneida, County of, NY	11/8/2010	
12	Cuyahoga, County of, OH	11/10/2010	
13	Millcreek, Township of, PA	11/16/2010	
14	Mahoning, County of, OH	12/7/2010	
15	Newstead, Town of, NY	12/10/2010	
16	Syracuse, City of, NY	1/5/2011	
17	Kitsap, County of, WA	2/4/2011	
18	New York, State of, OCFS	2/15/2011	
19	Niagara, County of, NY	2/23/2011	
20	Dublin, City of, OH	5/20/2011	
21	Saratoga County of, NY	5/23/2011	
22	Spokane, City of, WA	6/7/2011	
23	Erie, City of, PA	7/19/2011	
24	Buffalo, City of, NY	8/15/2011	
25	Spokane, County of, WA	8/16/2011	
26	Onondaga, County of, NY	2/2/2012	
27	MENTOR, CITY OF, OH	5/11/2012	
28	Anacortes, City of, WA	5/22/2012	
29	Monroe, County of, NY	8/6/2012	
30	New York, State of Canadian Rebanding	8/21/2012	
31	Austintown, Township of, OH	9/6/2012	
32	Lansing School District, MI	9/14/2012	
33	Lancaster, Town of, NY	9/26/2012	
34	New York OEM	10/8/2012	
35	Lake, County of, OH	4/24/2013	
36	Rome, City of, NY	5/8/2013	
37	Bloomfield, Township of, MI	7/8/2013	
38	Auburn, City of, NY	7/12/2013	
39	Ontario, County of, NY	8/26/2013	
40	Wayne, County of, NY	9/10/2013	
41	Tuscola, County of, MI	10/9/2013	
42	Oswego, County of, NY	12/13/2013	
43	Worthington, City of, OH	1/6/2014	
44	Jackson, City of, MI	5/2/2014	
45	Lapeer, County of, MI	5/21/2014	
46	Medina, County of, OH	6/24/2014	
47	Delaware, County of, OH	7/30/2014	
48	Richfield, Village of, OH	8/25/2014	
49	Westland, City of, MI	8/25/2014	
50	Billings, City of, MT	9/4/2014	
51	Montgomery, County of, OH	9/8/2014	
52	Ohio, State of PH II Mutual Aid Only	9/8/2014	
53	Brown, County of, OH	9/30/2014	
54	Regents of the University of Michigan	9/30/2014	
55	Fayette, County of, OH	10/15/2014	
56	Livonia, City of, MI	11/10/2014	
57	Cleveland, City of, OH	11/21/2014	
58	GRAND ISLE COUNTY EMER SVCS ASSOC PH II	1/8/2015	
59	Findlay, City of, OH	1/21/2015	
60	Parma, City of, OH	2/20/2015	

Appendix 8
Summary of Stage 2 FRAs that have Closed, as of December 31, 2018

Stage 2 FRAs			
	Deal Name	TA Completion Certification Receipt Date	Deal Count
61	Bath, Township of, OH	2/23/2015	
62	Cuyahoga Falls, City of, OH	3/4/2015	
63	Greene, County of, OH	3/4/2015	
64	Downriver Mutual Aid, MI	3/24/2015	
65	Genesee, County of, NY	5/13/2015	
66	Wayne, County of, MI	8/3/2015	
67	Garden City, City of, MI	8/28/2015	
68	Springfield, City of, OH	9/11/2015	
69	Ohio State University	9/30/2015	
70	Ann Arbor Transportation Authority, MI	1/4/2016	
71	Clinton, County of, MI	1/8/2016	
72	Jackson, County of, MI	2/24/2016	
73	Huron County 911, MI	4/13/2016	
74	Island County Public Transportation Benefit Area, WA	5/9/2016	
75	Lucas, County of, OH	6/13/2016	
76	Skagit, County of, WA	7/25/2016	
77	Niagara Frontier Transportation Authority, NY	7/25/2016	
78	Barberton, City of, OH	7/29/2016	
79	Snohomish, County of, WA	8/16/2016	
80	Tacoma, City of, WA	9/20/2016	
81	Skagit Transit Systems, WA	9/22/2016	
82	Columbus, City of, OH	9/28/2016	
83	Ohio, State of	10/10/2016	
84	Clinton, County of, NY	11/22/2016	
85	Michigan, State of	12/20/2016	
86	Oakland, County of, MI	3/14/2017	
87	ANN ARBOR, CITY OF, MI	10/16/2017	
88	Michigan State University	3/8/2018	
89	Kitsap County Transit, WA	3/29/2018	
Subtotal FRA count for Canadian Border Region			89
Mexican Border Region			
1	Moreno Valley, City of	2/18/2015	
2	KERN, COUNTY OF, CA PH II	3/16/2015	
3	University of Arizona	11/2/2015	
4	MESA, CITY OF, AZ PH II	12/4/2015	
5	Culver City, City of, CA PH II	1/13/2016	
6	University of California - Santa Barbara PH II	1/19/2016	
7	Pima County Community College District	1/29/2016	
8	Phoenix, City of, AZ PH II Data System	2/8/2016	
9	Regional Fire Protection Authority (RFPA)	3/9/2016	
10	Nogales, City of	5/16/2016	
11	Calexico, City of	6/27/2016	
12	University of California - Irvine	9/7/2016	
13	TUCSON, CITY OF, AZ PH II	10/28/2016	
14	CENTRAL AZ WATER CONSERVATION DISTRICT, AZ PH II	11/15/2016	
15	REGENTS OF THE UNIVERSITY OF CA - UCLA	3/3/2017	
16	SANTA BARBARA, COUNTY OF, CA PH II	11/10/2017	
17	PASADENA, CITY OF, CA PH II	4/6/2018	
18	University of California - Riverside PH II	5/8/2018	
19	Yuma, City of, AZ PH II	5/18/2018	
Subtotal FRA count for Mexican Border Region			19
Total FRAs			809

Appendix 8

Summary of Stage 2 FRAs Pending TA Completion Certification Review, as of December 31, 2018

Stage 2 FRAs Pending TA Completion Certification Review			
	Deal Name	TA Completion Certification Receipt Date	Deal Count
Wave 1			
1	OLD BRIDGE, TOWNSHIP OF, NJ PH II	3/29/2018	
2	INDIANA, STATE OF PH II	8/13/2018	
3	OAKLAND, CITY OF, CA PH II	9/28/2018	
Subtotal FRA count for Wave 1			3
Wave 2			
1	COLLIN, COUNTY OF, TX PH II	3/29/2018	
2	Bastrop, County of, Texas, TX PH II	6/26/2018	
3	SAINT LOUIS, COUNTY OF, MN PH II	9/28/2018	
4	LLANO, COUNTY OF, TX PH II	11/12/2018	
Subtotal FRA count for Wave 2			4
Wave 3			
1	FLORENCE, COUNTY OF, SC PH II	6/5/2018	
2	Calcasieu Parish Communications District PH II	6/27/2018	
3	Iberville, Parish of, LA PH II OEP	9/12/2018	
4	Ascension, Parish Of, LA PH II	11/15/2018	
Subtotal FRA count for Wave 3			4
Wave 4			
Subtotal FRA count for Wave 4			0
Canadian Border Region			
1	Puyallup, City of, WA	3/30/2018	
2	Miami, County of, OH	5/21/2018	
3	Ottawa, County of, OH	7/6/2018	
4	Franklin, County of, OH	7/20/2018	
5	San Juan, County of, WA	10/9/2018	
Subtotal FRA count for Canadian Border Region			5
Mexican Border Region			
1	FLAGSTAFF, CITY OF, AZ PH II	4/19/2018	
Subtotal FRA count for Mexican Border Region			1
Total FRAs Pending TA Completion Certification Review			17

Appendix 8
Summary of Stage 2 PFAs that have Closed, as of December 31, 2018

Stage 2 PFAs			
	Deal Name	TA Completion Certification Receipt Date	Deal Count
Wave 1			
1	Monterey, County of (CA)	5/11/2007	
2	ROCK, COUNTY OF, WI PH II	6/12/2007	
3	VACAVILLE, CITY OF, CA PH II	1/14/2008	
4	Colorado, State of PH II	3/10/2008	
5	ALLEN, COUNTY OF, IN PH II	3/12/2008	
6	SHEBOYGAN, COUNTY OF, WI PH II	3/20/2008	
7	SPRINGFIELD, CITY OF, IL PH II	4/7/2008	
8	UNIVERSITY OF CONNECTICUT, CT PH II	4/11/2008	
9	Nashua, City of	4/11/2008	
10	PORTSMOUTH, CITY OF, VA PH II	4/11/2008	
11	EAGLE, COUNTY OF, CO PH II	4/14/2008	
12	Brown, County of WI	4/14/2008	
13	NORTHWEST CENTRAL DISPATCH SYSTEM, IL PH II	4/21/2008	
14	LA CROSSE, CITY OF, WI PH II	4/29/2008	
15	ELK GROVE UNIFIED SCHOOL DISTRICT, CA PH II	4/29/2008	
16	Maui, County of, HI PH II	5/21/2008	
17	EAST CHICAGO, CITY OF, IN PH II	6/9/2008	
18	University of California - Berkeley	6/11/2008	
19	SALEM, CITY OF, OR PH II	6/11/2008	
20	HOPEWELL, CITY OF, VA PH II	7/2/2008	
21	WALLINGFORD, TOWN OF, CT PH II	7/9/2008	
22	Cook, County of, IL PH II	8/1/2008	
23	DAVIS, CITY OF, CA PH II	8/18/2008	
24	WAUKESHA, COUNTY OF, WI PH II	8/19/2008	
25	University of California - Santa Cruz	9/17/2008	
26	ROANOKE, COUNTY OF, VA PH II	11/11/2008	
27	University of California - Merced	11/24/2008	
28	ALEXANDRIA, CITY OF, VA PH II	12/19/2008	
29	EAST HAMPTON, TOWN OF, NY PH II	1/14/2009	
30	ILLINOIS, STATE OF PH II	2/12/2009	
31	KANKAKEE, CITY OF, IL PH II	2/12/2009	
32	UPPER MARYLAND EASTERN SHORE CONSORTIUM, MD PH II	2/25/2009	
33	MASSACHUSETTS BAY TRANS AUTHORITY PH II	3/17/2009	
34	WILL, COUNTY OF, IL PH II	3/24/2009	
35	CENTRAL VA PLANNING DISTRICT COMMISSION, VA PH II	5/18/2009	
36	SALT LAKE CITY, CITY OF, UT PH II	5/18/2009	
37	MC LEAN, COUNTY OF, IL PH II	5/20/2009	
38	CAPITAL REGION AIRPORT COMMISSION, VA PH II	7/17/2009	
39	PORTLAND, CITY OF, ME PH II	7/22/2009	
40	CLARK, COUNTY OF, NV PH II	9/14/2009	
41	Fairfield, Town of	9/25/2009	
42	SAINT CLAIR, COUNTY OF, IL PH II	9/29/2009	
43	HANOVER, COUNTY OF, VA PH II	10/20/2009	
44	GREENFIELD, CITY OF, WI PH II	10/26/2009	
45	NORFOLK, COUNTY OF, MA PH II	11/6/2009	
46	HONOLULU, CITY AND COUNTY OF, HI PH II	12/1/2009	
47	SCHAUMBURG, VILLAGE OF, IL PH II	1/19/2010	
48	WICOMICO, COUNTY OF, MD PH II	3/2/2010	
49	CARROLL, COUNTY OF, MD PH II	3/19/2010	
50	NASSAU, COUNTY OF, NY PH II	3/23/2010	
51	NAPERVILLE, CITY OF, IL PH II	4/6/2010	
52	University of Maryland PH II	4/19/2010	

Appendix 8
Summary of Stage 2 PFAs that have Closed, as of December 31, 2018

Stage 2 PFAs			
	Deal Name	TA Completion Certification Receipt Date	Deal Count
53	SANTA CLARA, CITY OF, CA PH II	4/20/2010	
54	UCAN	5/4/2010	
55	STAMFORD, CITY OF, CT PH II	5/5/2010	
56	GRUNDY E-911, COUNTY OF, IL PH II	5/5/2010	
57	STOCKTON, CITY OF, CA PH II	5/7/2010	
58	METRO WASHINGTON AIRPORTS AUTH (MWAA) PH II	6/10/2010	
59	SAN FRANCISCO, CITY & COUNTY OF, CA PH II	6/17/2010	
60	WARRENTON FAUQUIER JOINT COMM CTR PH II	7/6/2010	
61	HOWARD, COUNTY OF, MD PH II	7/6/2010	
62	Bluffton, City of	7/19/2010	
63	RICHMOND, CITY OF, CA PH II	7/22/2010	
64	JOLIET, CITY OF, IL PH II	8/17/2010	
65	ROCKLAND, COUNTY OF, NY PH II	8/17/2010	
66	FREDERICK, COUNTY OF, MD PH II	8/25/2010	
67	MASSACHUSETTS WATER RESOURCES AUTHORITY, MA PH II	8/30/2010	
68	UNION, COUNTY OF, NJ PH II	9/2/2010	
69	YORK, COUNTY OF, VA PH II	9/22/2010	
70	TIPPECANOE, COUNTY OF, IN PH II	9/29/2010	
71	MILWAUKEE, COUNTY OF, WI PH II	10/6/2010	
72	HARFORD COUNTY, MD, MD PH II	11/15/2010	
73	HOWARD, COUNTY OF, IN PH II	11/17/2010	
74	OAKLAND, CITY OF, CA PH II	12/16/2010	
75	CALVERT, COUNTY OF, MD PH II	1/19/2011	
76	HAMILTON, COUNTY OF, IN PH II	2/24/2011	
77	CULPEPER, COUNTY OF, VA PH II	2/28/2011	
78	GREENWICH, TOWN OF, CT PH II	3/3/2011	
79	ATLANTIC CITY, CITY OF, NJ PH II	4/27/2011	
80	HARTFORD, City of, CT PH II	5/9/2011	
81	WISCONSIN, STATE OF PH II	6/13/2011	
82	NEW YORK, CITY OF, NY PH II	6/23/2011	
83	BALTIMORE, CITY OF, MD PH II	7/7/2011	
84	DELAWARE, COUNTY OF, IN PH II	7/12/2011	
85	PACE SUBURBAN BUS SERVICE OF THE RTA, IL PH II	8/5/2011	
86	University of California - Davis	10/20/2011	
87	WETHERSFIELD, TOWN OF, CT PH II	11/4/2011	
88	CHESTER, COUNTY OF, PA PH II	12/12/2011	
89	CHESAPEAKE, CITY OF, VA PH II	1/5/2012	
90	SANTA CLARA VALLEY WATER DISTRICT, CA PH II	1/23/2012	
91	Chesterfield, County of, VA PH II	4/25/2012	
92	NEWPORT NEWS, CITY OF, VA PH II	6/11/2012	
93	WEST HARTFORD, TOWN OF, CT PH II	6/26/2012	
94	Boston Public Health Commission, City of, MA PH II	7/16/2012	
95	SUFFOLK, COUNTY OF, NY PH II	8/8/2012	
96	VIRGINIA, COMMONWEALTH OF, VA PH II	8/8/2012	
97	PRINCE GEORGES, COUNTY OF, MD PH II	10/22/2012	
98	LOUDOUN, COUNTY OF, VA PH II	10/22/2012	
99	MANASSAS, CITY OF, VA PH II	10/26/2012	
100	RHODE ISLAND PUBLIC TRANSIT AUTHORITY, RI PH II	11/7/2012	
101	Department of Correction, Massachusetts PH II	11/8/2012	
102	Illinois, State of, PH II Criminal Justice Auth	11/8/2012	
103	SPOTSYLVANIA, COUNTY OF, VA PH II	2/22/2013	
104	ELGIN, CITY OF, IL PH II	3/14/2013	
105	ALAMEDA, COUNTY OF, CA PH II	4/2/2013	

Appendix 8
Summary of Stage 2 PFAs that have Closed, as of December 31, 2018

Stage 2 PFAs			
	Deal Name	TA Completion Certification Receipt Date	Deal Count
106	Chicago, City of, IL PH II Aviation	4/23/2013	
107	WATERBURY, CITY OF, CT PH II	5/8/2013	
108	LANCASTER COUNTY OF, PA PH II	5/20/2013	
109	Indiana, State of	5/23/2013	
110	SAN PFANCISCO BART PH II	7/10/2013	
111	AURORA, CITY OF, IL PH II	7/24/2013	
112	Southern Nevada	8/22/2013	
113	FAIRFAX, COUNTY OF, VA PH II	9/5/2013	
114	MASSACHUSETTS PORT AUTHORITY, MA PH II	12/6/2013	
115	NEW JERSEY, STATE OF PH II	12/17/2013	
116	Sacramento County, CA Regional PFA only	1/10/2014	
117	CHICAGO, CITY OF, IL PH II	1/29/2014	
118	SUFFOLK, CITY OF, VA PH II	3/11/2014	
119	ALBEMARLE, COUNTY OF, VA PH II	3/24/2014	
120	MASSACHUSETTS, COMMONWEALTH OF PH II	4/11/2014	
121	SUFFOLK, COUNTY OF PH II	4/21/2014	
122	SACRAMENTO, COUNTY OF, CA PH II	4/29/2014	
123	Baltimore Washington Int'l Airport PH II	5/21/2014	
124	DELAWARE, STATE OF PH II	5/28/2014	
125	KAUAI, COUNTY OF, HI PH II	6/4/2014	
126	ROSEVILLE, CITY OF, CA PH II	7/8/2014	
127	OLD BRIDGE, TOWNSHIP OF, NJ PH II	7/16/2014	
128	VANDERBURGH, COUNTY OF, IN PH II	8/11/2014	
129	PORTLAND, CITY OF, OR PH II	8/11/2014	
130	PRINCE WILLIAM, COUNTY OF, VA PH II	8/19/2014	
131	MONTGOMERY, COUNTY OF, PA PH II	8/26/2014	
132	PHILADELPHIA, CITY OF, PA PH II	11/21/2014	
133	RICHMOND, CITY OF, VA PH II	12/5/2014	
134	CHARLES, COUNTY OF, MD PH II	12/17/2014	
135	New Jersey Transit	2/24/2015	
136	CONNECTICUT, STATE OF PH II	3/4/2015	
137	ANNE ARUNDEL, COUNTY OF, MD PH II	4/20/2015	
138	TRENTON, CITY OF, NJ PH II	6/29/2015	
139	MONTGOMERY, COUNTY OF, MD PH II	9/11/2015	
140	HENRICO, COUNTY OF, VA PH II	12/21/2015	
141	CAMBRIDGE, CITY OF, MA PH II	9/14/2016	
Subtotal PFA count for Wave 1			141
Wave 2			
1	DYERSBURG, CITY OF, TN PH II	7/30/2007	
2	CARROLLTON, CITY OF, TX PH II	3/26/2008	
3	Middle TN State Univ PH II	3/27/2008	
4	RAMSEY, COUNTY OF, MN PH II	3/31/2008	
5	BI STATE INFORMATION CENTER, TX PH II	4/18/2008	
6	Knox County Sheriff TN PH II	4/29/2008	
7	AUSTIN, CITY OF, TX PH II	5/1/2008	
8	PLANO, CITY OF, TX PH II	5/5/2008	
9	MINNESOTA, STATE OF PH II	5/9/2008	
10	RICHARDSON, CITY OF, TX PH II	5/9/2008	
11	LONGVIEW, CITY OF, TX PH II	5/14/2008	
12	East Texas Medical Center, TX PH II	5/14/2008	
13	JEFFERSON, COUNTY OF, OH PH II	5/15/2008	
14	JACKSONVILLE, CITY OF, AR PH II	6/10/2008	
15	BUCHANAN, COUNTY OF, MO PH II	6/11/2008	

Appendix 8
Summary of Stage 2 PFAs that have Closed, as of December 31, 2018

Stage 2 PFAs			
	Deal Name	TA Completion Certification Receipt Date	Deal Count
16	BOWLING GREEN, CITY OF, KY PH II	6/13/2008	
17	WASHINGTON COUNTY SHERIFF DEPARTMENT, NE PH II	6/17/2008	
18	Sullivan, County of, TN	6/17/2008	
19	DALLAS AREA RAPID TRANSIT AUTHORITY, TX PH II	6/17/2008	
20	LOUISVILLE METRO GOVERNMENT, KY PH II	6/24/2008	
21	BELMONT, COUNTY OF, OH PH II	6/24/2008	
22	LEE, COUNTY OF, TX PH II	6/24/2008	
23	BEAUMONT, CITY OF, TX PH II	6/30/2008	
24	PFAnklin, City of, TN PH II	7/10/2008	
25	COLLIN, COUNTY OF, TX PH II	7/25/2008	
26	STEARNS, COUNTY OF, MN PH II	8/11/2008	
27	OMAHA PUBLIC POWER DISTRICT, NE PH II	8/12/2008	
28	METRO GVT OF NASHVILLE AND DAVIDSON CTY PH II	8/14/2008	
29	WEST DES MOINES, CITY OF, IA PH II	10/8/2008	
30	North Kansas City Police	11/3/2008	
31	Prairie Village, City of, KS PH II	11/11/2008	
32	CEDAR PARK, CITY OF, TX PH II	11/20/2008	
33	HENNEPIN, COUNTY OF, MN PH II	1/7/2009	
34	CEDAR RAPIDS, CITY OF, IA PH II	1/22/2009	
35	DOUGLAS, COUNTY OF, NE PH II	2/3/2009	
36	DALLAS, CITY OF, TX PH II	2/19/2009	
37	LITTLE ROCK, CITY OF, AR PH II	3/9/2009	
38	DENTON, CITY OF, TX PH II	3/24/2009	
39	COPPERAS COVE, CITY OF, TX PH II	3/31/2009	
40	FORT WORTH, CITY OF, TX PH II	5/18/2009	
41	BEDFORD, CITY OF, TX PH II	5/21/2009	
42	GRAND PRAIRIE, CITY OF, TX PH II	6/15/2009	
43	Johnson City, City of	8/17/2009	
44	CHEYENNE, CITY OF, WY PH II	9/14/2009	
45	SAINT CLOUD, CITY OF, MN PH II	9/22/2009	
46	CONWAY, CITY OF, AR PH II	9/24/2009	
47	VANDERBILT UNIVERSITY MEDICAL CENTER, TN PH II	9/25/2009	
48	Saint PETERS, CITY OF, MO PH II	9/25/2009	
49	NORMAN, CITY OF, OK PH II	11/3/2009	
50	UNIVERSITY PARK, CITY OF, TX PH II	11/20/2009	
51	OWASSO, CITY OF, OK PH II	12/1/2009	
52	WICHITA FALLS, CITY OF, TX PH II	12/15/2009	
53	RAYTOWN, CITY OF, MO PH II	1/21/2010	
54	LUBBOCK, CITY OF, TX PH II	2/15/2010	
55	CASPER, CITY OF, WY PH II	3/3/2010	
56	SAINT LOUIS, CITY OF, MO Airport PH II	3/5/2010	
57	HOUSTON INDEPENDENT SCHOOL DISTRICT, TX PH II	3/26/2010	
58	Knox County Schools, TN PH II	4/20/2010	
59	GOODLETTSVILLE, CITY OF, TN PH II	4/26/2010	
60	Bastrop, County of, Texas, TX PH II	4/28/2010	
61	HARRIS, COUNTY OF, TX PH II	6/21/2010	
62	TEXAS, STATE OF TEXAS A&M UNIVERSITY, TX PH II	7/19/2010	
63	SAINT CHARLES, CITY OF, MO PH II	7/30/2010	
64	Tennessee DOC PH II	8/3/2010	
65	ORANGE, CITY OF, TX PH II	8/5/2010	
66	OVERLAND PARK, CITY OF, KS PH II	8/6/2010	
67	BELL, COUNTY OF, TX PH II	9/2/2010	
68	HUTCHINSON-RENO COUNTY EMER COMM PH II	10/5/2010	

Appendix 8
Summary of Stage 2 PFAs that have Closed, as of December 31, 2018

Stage 2 PFAs			
	Deal Name	TA Completion Certification Receipt Date	Deal Count
69	SUMNER COUNTY OF, KS PH II	10/21/2010	
70	COLLEGE STATION, CITY OF, TX PH II	12/7/2010	
71	Russell, County of, KS PH II	2/15/2011	
72	SAINT LOUIS, CITY OF, MO PH II	6/13/2011	
73	SEDGWICK, COUNTY OF, KS PH II	6/16/2011	
74	ELLSWORTH, COUNTY OF, KS PH II	6/27/2011	
75	JOHNSON, COUNTY OF, KS PH II	7/7/2011	
76	LINCOLN, COUNTY OF, KS PH II	7/7/2011	
77	PADUCAH, CITY OF, KY PH II	7/28/2011	
78	ELLIS, COUNTY OF, KS PH II	8/17/2011	
79	KANSAS, STATE OF PH II	9/15/2011	
80	HAYSVILLE, CITY OF, KS PH II	9/19/2011	
81	WILLIAMSON, COUNTY OF, TX PH II	9/19/2011	
82	WHEELING, CITY OF, WV PH II	11/14/2011	
83	PORT NECHES, CITY OF, TX PH II	12/12/2011	
84	HOUSTON, CITY OF, TX PH II	2/2/2012	
85	Lewisville, City of, TX PH II	3/26/2012	
86	LAKE QUIVIRA, CITY OF, KS PH II	4/19/2012	
87	MONTGOMERY, COUNTY OF, TX PH II	5/16/2012	
88	GARLAND, CITY OF, TX PH II	5/22/2012	
89	CLARKSVILLE, CITY OF, TN PH II	5/23/2012	
90	ARKANSAS, STATE OF PH II	5/29/2012	
91	KNOX, COUNTY OF, TN PH II	6/4/2012	
92	WACO, CITY OF, TX PH II	6/15/2012	
93	MC KINNEY, CITY OF, TX PH II	8/8/2012	
94	GRANDVIEW, CITY OF, MO PH II	8/31/2012	
95	METROPOLITAN NASHVILLE AIRPORT AUTHORITY, TN PH II	9/14/2012	
96	SMYRNA, TOWN OF, TN PH II	11/7/2012	
97	MEMPHIS, CITY OF, TN PH II	2/11/2013	
98	ARLINGTON, CITY OF, TX PH II	3/22/2013	
99	TULSA, CITY OF, OK PH II	4/19/2013	
100	OAK RIDGE, CITY OF, TN PH II	6/4/2013	
101	MESQUITE, CITY OF, TX PH II	7/17/2013	
102	DENTON, COUNTY OF, TX PH II	8/9/2013	
103	OBION, COUNTY OF - SHERIFF DEPT, TN PH II	12/4/2013	
104	SARPY, COUNTY OF, NE PH II	4/7/2014	
105	OKLAHOMA, STATE OF PH II	6/4/2014	
106	BIXBY, CITY OF, OK PH II	6/9/2014	
107	BRYAN, CITY OF, TX PH II	6/11/2014	
108	EDMOND, CITY OF, OK PH II	7/2/2014	
109	IRVING, CITY OF, TX PH II	11/21/2014	
110	DALLAS-FORT WORTH INTERNATIONAL AIRPORT, TX PH II	1/26/2015	
Subtotal PFA count for Wave 2			110
Wave 3			
1	EMERGENCY MANAGEMENT DISTRICT, MS	3/11/2008	
2	JACKSONVILLE BEACH, CITY OF, FL PH II	3/21/2008	
3	LAKELAND, CITY OF, FL PH II	4/4/2008	
4	FORSYTH, COUNTY OF, GA PH II	4/14/2008	
5	CONCORD, CITY OF, NC PH II	4/14/2008	
6	CHARLOTTE, COUNTY OF, FL PH II	4/14/2008	
7	BAY COUNTY COMMISSIONERS, FL PH II	4/18/2008	
8	ALBANY, CITY OF, GA	4/18/2008	
9	SARASOTA, COUNTY OF, FL PH II	4/18/2008	

Appendix 8
Summary of Stage 2 PFAs that have Closed, as of December 31, 2018

Stage 2 PFAs			
	Deal Name	TA Completion Certification Receipt Date	Deal Count
10	OPELIKA, CITY OF, AL PH II	4/21/2008	
11	PANAMA CITY, CITY OF, FL	4/21/2008	
12	ALBERTVILLE, CITY OF, AL	4/21/2008	
13	IBERVILLE, PARISH OF, LA PH II	4/23/2008	
14	FAYETTE, COUNTY OF, GA PH II	5/5/2008	
15	FLORENCE, COUNTY OF, SC PH II	5/9/2008	
16	HINDS, COUNTY OF, MS PH II	5/19/2008	
17	MINT HILL, TOWN OF, NC PH II	6/2/2008	
18	STONE MOUNTAIN PARK PH II	6/4/2008	
19	CALCASIEU PARISH COMMUNICATIONS DISTRICT PH II	6/11/2008	
20	GAINESVILLE, CITY OF, FL PH II	6/11/2008	
21	CLEVELAND, COUNTY OF, NC PH II	6/30/2008	
22	SULPHUR, CITY OF, LA PH II	7/1/2008	
23	MOORESVILLE, TOWN OF, NC PH II	7/9/2008	
24	TARBORO, TOWN OF, NC PH II	7/10/2008	
25	DUKE UNIVERSITY PH II	7/16/2008	
26	KERNERSVILLE, TOWN OF, NC PH II	7/24/2008	
27	MYRTLE BEACH, CITY OF, SC PH II	7/25/2008	
28	SHELBY, CITY OF, NC PH II	9/3/2008	
29	SCHOOL BOARD OF BROWARD COUNTY, FLORIDA PH II	9/25/2008	
30	LEE, COUNTY OF, FL PH II	9/29/2008	
31	MARION, COUNTY OF, FL PH II	11/3/2008	
32	SAINT CHARLES, PARISH OF, LA PH II	11/19/2008	
33	PITT, COUNTY OF, NC PH II	11/24/2008	
34	CALCASIEU, PARISH OF, LA PH II	11/26/2008	
35	CHARLESTON, CITY OF, SC PH II	11/26/2008	
36	DESOTO, COUNTY OF, FL PH II	12/2/2008	
37	LENOIR, COUNTY OF, NC PH II	12/2/2008	
38	GWINNETT, COUNTY OF, GA PH II	12/8/2008	
39	HORRY, COUNTY OF, SC PH II	12/8/2008	
40	Hall, County of	12/15/2008	
41	CADDO PARISH COMMUNICATIONS DIST 1, LA PH II	12/15/2008	
42	PINEVILLE, TOWN OF, NC PH II	12/15/2008	
43	EMORY UNIVERSITY, GA PH II	12/15/2008	
44	MECKLENBURG, COUNTY OF, NC PH II	1/6/2009	
45	PALM BEACH, COUNTY OF, FL PH II	1/14/2009	
46	DELRAY BEACH, CITY OF, FL PH II	1/23/2009	
47	BOSSIER, PARISH OF, LA PH II	1/30/2009	
48	Atlanta, City of, GA PH II	2/3/2009	
49	SALISBURY, CITY OF, NC PH II	2/3/2009	
50	Athens-Clarke County, GA PH II MA	6/15/2009	
51	New Hanover, County of, NC PH II	6/29/2009	
52	HOLLYWOOD, CITY OF, FL PH II	7/29/2009	
53	FULTON, COUNTY OF, GA PH II	7/30/2009	
54	JACKSONVILLE, CITY OF, FL PH II	8/7/2009	
55	HICKORY, CITY OF, NC PH II	8/12/2009	
56	FAYETTEVILLE, CITY OF, NC PH II	8/25/2009	
57	LAFOURCHE, PARISH OF, LA PH II	9/14/2009	
58	CHARLESTON, COUNTY OF, SC PH II	10/2/2009	
59	AVOYELLES PARISH COMMUNICATIONS DISTRICT, LA PH II	10/19/2009	
60	BOSSIER, CITY OF, LA PH II	10/23/2009	
61	GLYNN, COUNTY OF, GA PH II	10/28/2009	
62	SAINT TAMMANY, PARISH OF, LA PH II	11/11/2009	

Appendix 8
Summary of Stage 2 PFAs that have Closed, as of December 31, 2018

Stage 2 PFAs			
	Deal Name	TA Completion Certification Receipt Date	Deal Count
63	HIALEAH, CITY OF, FL PH II	11/20/2009	
64	CRISP, COUNTY OF, GA	11/25/2009	
65	CORAL SPRINGS, CITY OF, FL PH II	12/10/2009	
66	Orange, County of, FL PH II	1/12/2010	
67	Hillsborough, County Of, FL PH II	1/27/2010	
68	THOMASVILLE, CITY OF, NC PH II	2/24/2010	
69	Rocky Mount, City of, NC PH II	2/25/2010	
70	MARION, COUNTY OF, SC PH II	3/1/2010	
71	City of Sumter and Sumter County, SC PH II	4/7/2010	
72	HARRISON, COUNTY OF, MS PH II	4/9/2010	
73	Cary, Town of, NC PH II	4/21/2010	
74	BIRMINGHAM, CITY OF, AL PH II	4/23/2010	
75	YORK, COUNTY OF, SC PH II	4/28/2010	
76	WINTER PARK, CITY OF, FL PH II	5/4/2010	
77	GREATER ORLANDO PUBLIC SAFETY COOP, FL PH II	5/6/2010	
78	LAKE CHARLES, CITY OF, LA PH II	5/20/2010	
79	CALHOUN, COUNTY OF, AL PH II	5/27/2010	
80	OSCEOLA, COUNTY OF, FL PH II	6/7/2010	
81	PINELLAS, COUNTY OF, FL PH II	6/7/2010	
82	West Baton Rouge Parish Comm Dist PH II	6/15/2010	
83	JACKSON, COUNTY OF, MS PH II	7/6/2010	
84	LA GRANGE, CITY OF, GA PH II	7/22/2010	
85	MONTGOMERY, CITY OF, AL PH II	7/23/2010	
86	Hancock, County of, MS PH II	7/29/2010	
87	REEDY CREEK IMPROVEMENT DISTRICT, FL PH II	8/18/2010	
88	RALEIGH DURHAM AIRPORT AUTHORITY, NC PH II	8/23/2010	
89	BOYNTON BEACH, CITY OF, FL PH II	8/27/2010	
90	OCALA, CITY OF, FL PH II	9/2/2010	
91	RAPIDES, PARISH OF, LA PH II	9/22/2010	
92	WINSTON SALEM, CITY OF, NC PH II	10/22/2010	
93	GADSDEN, CITY OF, AL PH II	1/20/2011	
94	FORT LAUDERDALE, CITY OF, FL PH II	3/14/2011	
95	SAINT LUCIE, COUNTY OF, FL PH II	5/4/2011	
96	MOBILE, CITY OF, AL PH II	6/6/2011	
97	JEFFERSON, PARISH OF, LA PH II	7/7/2011	
98	HARTSELLE, CITY OF, AL PH II	8/18/2011	
99	BROWARD, COUNTY OF, FL PH II	9/15/2011	
100	JACKSONVILLE, CITY OF, NC PH II	10/5/2011	
101	Maitland, City of, FL PH II	10/6/2011	
102	HENRY, COUNTY OF, GA PH II	10/7/2011	
103	PUERTO RICO, COMMONWEALTH OF PH II	10/31/2011	
104	Washington, County of, AL PH II	11/8/2011	
105	ALABAMA, STATE OF, AL PH II	11/17/2011	
106	MIAMI-DADE, COUNTY OF, FL PH II	11/17/2011	
107	CLAY, COUNTY OF, FL PH II	12/13/2011	
108	PLANTATION, CITY OF, FL PH II	12/22/2011	
109	TALLAHASSEE, CITY OF, FL PH II	4/10/2012	
110	BEAUFORT, COUNTY OF, SC PH II	5/1/2012	
111	BULLOCH, COUNTY OF, GA	5/8/2012	
112	MOBILE, COUNTY OF, AL PH II	6/1/2012	
113	LOWNDES, COUNTY OF, GA PH II	7/6/2012	
114	BATON ROUGE, CITY OF, LA PH II	7/6/2012	
115	CONSOLIDATED GOVERNMENT OF COLUMBUS, GA PH II	7/11/2012	

Appendix 8
Summary of Stage 2 PFAs that have Closed, as of December 31, 2018

Stage 2 PFAs			
	Deal Name	TA Completion Certification Receipt Date	Deal Count
116	DURHAM, CITY OF, NC	8/6/2012	
117	MARTIN, COUNTY OF, FL PH II	8/8/2012	
118	ONslow COUNTY OF, NC PH II	8/10/2012	
119	CORAL GABLES, CITY OF, FL PH II	8/20/2012	
120	LEE, COUNTY OF, MS	8/24/2012	
121	SPARTANBURG, COUNTY OF, SC PH II	8/27/2012	
122	NEW ORLEANS, PORT OF PH II	10/18/2012	
123	MONROE, COUNTY OF, FL PH II	11/8/2012	
124	SEMINOLE, COUNTY OF, FL PH II	2/4/2013	
125	SOUTH CAROLINA, STATE OF PH II	2/19/2013	
126	GUILFORD, COUNTY OF, NC PH II	4/8/2013	
127	SHERIFF, PARISH OF POINTE COUPEE, LA PH II	4/12/2013	
128	POLK, COUNTY OF, FL PH II	5/20/2013	
129	GEORGIA, STATE OF PH II	6/4/2013	
130	HIGH POINT, CITY OF, NC PH II	8/12/2013	
131	NEW BERN, CITY OF, NC PH II	8/22/2013	
132	SAVANNAH, CITY OF, GA	12/17/2013	
133	VICKSBURG, CITY OF, MS PH II	4/17/2014	
134	HUNTSVILLE, CITY OF, AL PH II	4/29/2014	
135	NEW ORLEANS, CITY OF, LA PH II	6/18/2014	
136	Puerto Rico State Police, PR PH II	6/25/2014	
137	OPELOUSAS, CITY OF, LA PH II	7/25/2014	
138	Mississippi, State of, PH II	8/18/2014	
139	NORTH CAROLINA, STATE OF PH II	8/3/2015	
140	WAKE, COUNTY OF, NC PH II	11/17/2015	
141	FLORIDA, STATE OF PH II	11/30/2015	
142	COBB, COUNTY OF, GA PH II	3/30/2016	
143	Jefferson Parish SO, LA PH II Region 1	5/18/2016	
144	LAFAYETTE, PARISH OF, LA PH II	6/27/2016	
Subtotal PFA count for Wave 3			144
Wave 4			
1	WESTERN MICHIGAN UNIVERSITY, MI PH II	3/21/2008	
2	CLARK, COUNTY OF, WA PH II	4/29/2008	
3	LIVE OAK, CITY OF, TX PH II	11/25/2008	
4	HARRISON, COUNTY OF, OH PH II	11/26/2008	
5	YAKIMA, CITY OF, WA PH II	12/8/2008	
6	HOBBS, CITY OF, NM PH II	12/19/2008	
7	CLERMONT, COUNTY OF, OH PH II	1/5/2009	
8	VIA METROPOLITAN TRANSIT, TX PH II	3/20/2009	
9	BENTON, COUNTY OF, WA PH II	10/5/2009	
10	SAN ANGELO, CITY OF, TX PH II	10/20/2009	
11	CUMBERLAND, COUNTY OF, PA PH II	1/4/2010	
12	Signal Hill, City of, CA PH II	1/7/2010	
13	CORPUS CHRISTI, CITY OF, TX PH II	2/25/2010	
14	BEXAR METROPOLITAN WATER DISTRICT, TX PH II	3/16/2010	
15	CINCINNATI, CITY OF, OH PH II	5/19/2010	
16	ALBUQUERQUE, CITY OF, NM PH II	5/27/2010	
17	NEW MEXICO, STATE OF, NM PH II	7/29/2010	
18	WARREN, COUNTY OF, OH PH II	2/25/2011	
19	HAMILTON, COUNTY OF, OH PH II	5/4/2011	
20	PENNSYLVANIA STATE UNIVERSITY, PA PH II	11/21/2011	
21	SOUTHWEST OHIO REGIONAL TRANSIT AUTH PH II	3/8/2012	
22	WESTMORELAND, COUNTY OF, PA PH II	9/5/2012	

Appendix 8
Summary of Stage 2 PFAs that have Closed, as of December 31, 2018

Stage 2 PFAs			
	Deal Name	TA Completion Certification Receipt Date	Deal Count
23	Sante Fe, City of, NM PH II	11/28/2012	
24	CALDWELL, COUNTY OF, TX PH II	10/23/2013	
25	SAN ANTONIO, CITY OF, TX PH II	2/11/2014	
26	MIDLAND, CITY OF, TX PH II	2/14/2014	
27	DAYTON, CITY OF, OH PH II	3/24/2014	
Subtotal PFA count for Wave 4			27
Canadian Border Region			
1	Canton, City of OH	1/7/2010	
2	SAGINAW COUNTY 911 COMMUNICATIONS AUTHORITY, MI	3/22/2010	
3	STARK, COUNTY OF, OH PH II	4/9/2010	
4	PUYALLUP, CITY OF, WA PH II	4/9/2010	
5	Grand Isle County Emer Svcs Assoc PH II	4/19/2010	
6	SPOKANE TRANSIT AUTHORITY, WA PH II	6/14/2010	
7	Regents of University of Michigan, MI	8/23/2010	
8	Dublin, City of, OH	8/27/2010	
9	Port of Seattle, WA	9/1/2010	
10	WORTHINGTON, CITY OF PH II	9/20/2010	
11	Huron County 911, MI	9/27/2010	
12	Lansing School District, MI	10/22/2010	
13	Warren, City of, MI	11/17/2010	
14	CUYAHOGA FALLS, CITY OF, OH PH II	12/14/2010	
15	TACOMA, CITY OF, WA PH II	1/14/2011	
16	Niagara Frontier Transportation Authority, NY	1/31/2011	
17	FINDLAY, CITY OF, OH PH II	2/28/2011	
18	DELAWARE, COUNTY OF, OH PH II	6/6/2011	
19	Onondaga, County Of, NY PH II	6/27/2011	
20	LAKE, COUNTY OF, OH PH II	7/6/2011	
21	Kitsap County Transit, WA	8/17/2011	
22	Bellingham, City of, WA	9/19/2011	
23	DOWNRIVER MUTUAL AID, MI PH II	10/28/2011	
24	Bath, Township of, OH	11/15/2011	
25	State of Ohio - Ohio State University PH II	11/17/2011	
26	Warren, City of, OH	12/9/2011	
27	VALLEY COMMUNICATIONS CENTER, WA PH II	2/8/2012	
28	PFANKLIN, COUNTY OF, OH PH II	3/5/2012	
29	AUBURN, CITY OF, NY PH II	3/19/2012	
30	PARMA, CITY OF, OH PH II	4/2/2012	
31	MIAMI, COUNTY OF, OH PH II	6/19/2012	
32	EASTSIDE PUBLIC SAFETY COMM AGY, WA PH II	6/29/2012	
33	Monroe, County of, NY	8/6/2012	
34	TUSCOLA, COUNTY OF, MI	8/6/2012	
35	MONTGOMERY, COUNTY OF, OH PH II	8/21/2012	
36	MICHIGAN STATE UNIVERSITY, MI PH II	9/5/2012	
37	Geauga, County of, OH	9/17/2012	
38	SNOHOMISH COUNTY EMERGENCY RADIO SYSTEM PH II	9/21/2012	
39	JACKSON, COUNTY OF, MI PH II	9/26/2012	
40	GROSSE POINTE FARMS CITY OF, MI PH II	10/10/2012	
41	SNOHOMISH, COUNTY OF, WA PH II	11/8/2012	
42	SEATTLE, CITY OF, WA PH II	11/26/2012	
43	OSWEGO, COUNTY OF, NY PH II	2/19/2013	
44	LAPEER, COUNTY OF, MI PH II	3/14/2013	
45	Parma Heights, City of, OH PH II	5/30/2013	
46	Genesee, County of, NY	6/26/2013	

Appendix 8
Summary of Stage 2 PFAs that have Closed, as of December 31, 2018

Stage 2 PFAs			
	Deal Name	TA Completion Certification Receipt Date	Deal Count
47	COLUMBUS, CITY OF, OH PH II	7/17/2013	
48	MICHIGAN, STATE OF PH II	10/22/2013	
49	Wayne, County of, MI PH II	2/5/2014	
50	Cleveland, City of, OH	3/26/2014	
51	OHIO, STATE OF	3/26/2014	
52	Lucas, County of, OH	3/31/2014	
53	CLINTON, COUNTY OF, MI PH II	4/23/2014	
54	KING, COUNTY OF, WA PH II	5/19/2014	
55	WESTLAND, CITY OF, MI PH II	5/28/2014	
56	Summit County Ohio, OH PH II	8/15/2014	
57	Clinton, County of, NY	9/8/2014	
58	BROOK PARK, CITY OF, OH PH II	9/30/2014	
59	ANN ARBOR, CITY OF, MI	12/17/2014	
60	Ottawa, County of, OH	8/16/2016	
61	WASHINGTON, STATE OF	5/4/2018	
Subtotal PFA count for Canadian Border Region			61
Mexican Border Region			
1	LOS ANGELES, COUNTY OF, CA PH II	7/23/2014	
2	CHANDLER, CITY OF, AZ	10/8/2014	
3	Cameron, County of, TX	12/10/2014	
4	LAS CRUCES, CITY OF, NM PH II	1/6/2015	
5	MESA, CITY OF	1/30/2015	
6	ARIZONA, STATE OF PH II	8/3/2015	
7	Laredo, City of	9/4/2015	
8	McAllen City of	10/9/2015	
9	El Paso, City of	10/9/2015	
10	Harlingen, City of	11/23/2015	
11	LOS ANGELES UNIFIED SCHOOL DISTRICT, CA	12/11/2015	
12	Phoenix, City of, AZ PH II Data System	12/28/2015	
13	University of California - Santa Barbara PH II	1/6/2016	
14	Yuma, City of, AZ PH II	1/29/2016	
15	BROWNSVILLE, CITY OF, TX PH II	2/8/2016	
16	SAN DIEGO, CITY OF, CA PH II	4/13/2016	
17	LOS ANGELES, CITY OF, CA PH II	5/18/2016	
18	LOS ANGELES, CITY OF, CA Police	5/18/2016	
19	MARANA, TOWN OF, AZ PH II	5/23/2016	
20	ORANGE, COUNTY OF, CA	8/10/2016	
21	EDINBURG, CITY OF, TX PH II	8/26/2016	
22	REGENTS OF THE UNIVERSITY OF CALIFORNIA	3/1/2017	
23	Pima County Information Technology	11/10/2017	
24	Coachella Valley Water District	8/7/2018	
Subtotal PFA count for Mexican Border Region			24
Total PFAs			507

Appendix 8

Summary of FRAs for Licensees in the ESMR Band that have Closed, as of December 31, 2018

FRAs for Licensees in the ESMR Band			
	Deal Name	TA Completion Certification Receipt Date	Deal Count
Wave 1			
Subtotal FRA count for Wave 1			0
Wave 2			
1	C & W Communications swap	11/14/2014	
Subtotal FRA count for Wave 2			1
Wave 3			
1	American Beeper Company LLC	12/14/2011	
2	Salado, Freddy	4/11/2013	
3	Davila, Jose	12/17/2013	
4	Canto, Lazaro J	4/23/2014	
5	North Sight Communications	2/13/2015	
6	Centro de Comunicaciones de Puerto Rico	9/30/2015	
7	Note Acquisitions	5/9/2016	
8	R A Electronics & Communications	7/18/2016	
Subtotal FRA count for Wave 3			8
Wave 4			
Subtotal FRA count for Wave 4			0
Canadian Border Region			
Subtotal FRA count for Canadian Border Region			0
Mexican Border Region			
Subtotal FRA count for Mexican Border Region			0
Total FRAs			9

Appendix 8

Summary of PFAs for Licensees in the ESMR Band that have Closed, as of December 31, 2018

PFAs for Licensees in the ESMR Band			
	Deal Name	TA Completion Certification Receipt Date	Deal Count
Wave 1			
Subtotal PFA count for Wave 1			0
Wave 2			
Subtotal PFA count for Wave 2			0
Wave 3			
1	Salado, Freddy	5/10/2012	
2	R A Electronics & Communications	12/4/2013	
Subtotal PFA count for Wave 3			2
Wave 4			
Subtotal PFA count for Wave 4			0
Canadian Border Region			
Subtotal PFA count for Canadian Border Region			0
Mexican Border Region			
Subtotal PFA count for Mexican Border Region			0
Total PFAs			2

Appendix 9
Summary of Stage 1 FRAs that have not Closed, as of December 31, 2018

Stage 1 FRAs with Physical Reconfiguration Activities Complete that have not Closed			
	Deal Name	Aging from Completion of Physical Reconfiguration Activities (In Months)	Deal Count
Wave 1			
1	DeLasaux Thomas	154.30	
2	Worcester, City of	149.57	
3	Boston, City of - Police (MA)	93.00	
4	Fairfax County, VA (MW- COG)	68.00	
Subtotal FRA count for Wave 1			4
Wave 2			
Subtotal FRA count for Wave 2			0
Wave 3			
1	BIBB, COUNTY OF, GA	121.13	
2	Liberty Communications, Inc.	102.13	
3	DeKalb County Police Department, GA	83.20	
4	PENSACOLA, CITY OF, FL	78.03	
5	MIAMI BEACH, CITY OF, FL	69.00	
6	MIRAMAR, CITY OF, FL	65.57	
Subtotal FRA count for Wave 3			6
Wave 4			
1	ORLEANS PARISH SCHOOL BOARD, LA	94.13	
2	RANKIN, COUNTY OF, MS	84.47	
3	JEFFERSON, PARISH OF, LA	74.13	
4	SAINT JOHN THE BAPTIST, PARISH OF, LA	68.23	
Subtotal FRA count for Wave 4			4
Canadian Border Region			
1	United Telephone Company of Ohio	91.57	
2	ArcelorMittal Cleveland Inc.	84.00	
3	Continental Airlines, Inc.	78.67	
4	Radio Service Company Canadian Rebanding	75.07	
5	The Boeing Company	46.80	
Subtotal FRA count for Canadian Border Region			5
Mexican Border Region			
1	Mobile Relay Associates Rebanding	51.73	
2	San Diego Gas & Electric Mexican Rebanding	51.67	
3	3KFA, LLC	47.80	
4	CPC Arizona Holdings, Inc.	47.33	
5	Hearthstone Enterprises Mexico Rebanding	46.07	
6	R&M Repeater	42.90	
7	William Holland	40.70	
8	Southern California Edison Rebanding	27.40	
9	AUTOMOBILE CLUB OF SOUTHERN CALIFORNIA	26.93	
10	Action Communications Inc.	24.70	
11	COLTON UNIFIED SCHOOL DISTRICT	20.63	
12	Caterpillar Mexican Rebanding	18.27	
13	Arizona Public Service Company	11.67	
14	Rio Grande Valley Sugar Growers	11.37	
15	Peters, David	9.87	
16	Schull, Erik D	7.93	
17	Zappia, Henry K Rebanding	7.43	
18	Valley Communications	4.30	
19	Vazquez, Ruben	3.90	
Subtotal FRA count for Mexican Border Region			19
Total FRAs			38

Appendix 9
Summary of Stage 2 FRAs that have not Closed, as of December 31, 2018

Stage 2 FRAs with Physical Reconfiguration Activities Complete that have not Closed			
	Deal Name	Aging from Completion of Physical Reconfiguration Activities (In Months)	Deal Count
Wave 1			
1	University of California - Santa Cruz PH II	123.13	
2	CAMDEN, CITY OF, NJ PH II	122.67	
3	Southern Nevada, RTC of	120.87	
4	UNION, COUNTY OF, NJ PH II	112.63	
5	Colorado, State of PH II	104.90	
6	NASSAU, COUNTY OF, NY PH II	103.03	
7	HAMILTON, COUNTY OF, IN PH II	99.50	
8	ORANGE COUNTY SHERIFF, NY PH II	98.80	
9	PORTLAND, CITY OF, ME PH II	98.57	
10	Department of Correction, Massachusetts PH II	97.87	
11	BOSTON, CITY OF, MA PH II - POLICE	90.73	
12	Livermore, City of, CA PH II	88.33	
13	VANDERBURGH, COUNTY OF, IN PH II	88.33	
14	SACRAMENTO, COUNTY OF, CA PH II	86.03	
15	Portland, City of, OR PH II	83.47	
16	GREENWICH, TOWN OF, CT PH II	82.13	
17	MARYLAND, STATE OF PH II	79.90	
18	NORWALK, CITY OF, CT PH II	79.90	
19	SOMERSET, COUNTY OF, MD PH II	79.50	
20	Santa Clara, City of, CA PH II	78.27	
21	NORFOLK, COUNTY OF, MA PH II	77.83	
22	MASSACHUSETTS PORT AUTHORITY, MA PH II	77.57	
23	WORCESTER, CITY OF, MA PH II	77.23	
24	Boston Public Health Commission, City of, MA PH II	76.07	
25	GRUNDY E-911, COUNTY OF, IL PH II	75.73	
26	SUFFOLK, CITY OF, VA PH II	74.53	
27	METRO WASHINGTON AIRPORTS AUTH (MWAA) PH II	72.20	
28	FAIRFAX, COUNTY OF, VA PH II	69.40	
29	Chicago, City of, IL PH II Aviation	68.60	
30	FREDERICK, COUNTY OF, MD PH II	68.47	
31	ELGIN, CITY OF, IL PH II	68.00	
32	PORTSMOUTH, CITY OF, VA PH II	67.90	
33	Fairfax County, VA - NCR Regional Coordination	67.27	
34	BOSTON, CITY OF, MA PH II - Trunked System	67.07	
35	MASSACHUSETTS WATER RESOURCES AUTHORITY, MA PH II	66.70	
36	CHICAGO, CITY OF, IL PH II	66.17	
37	MASSACHUSETTS, COMMONWEALTH OF PH II	65.93	
38	CHARLES, COUNTY OF, MD PH II	65.90	
39	MANASSAS, CITY OF, VA PH II	63.67	
40	CHERRY HILL, TOWNSHIP OF, NJ PH II	61.73	
41	UNION CITY, CITY OF, NJ PH II	61.37	
42	ESSEX, COUNTY OF, NJ PH II	60.90	
43	Illinois, State of, PH II Public Safety Agency Network	60.43	
44	HARFORD COUNTY, MD, MD PH II	58.20	
45	Chesterfield, County of, VA PH II Mutual Aid	58.07	
46	MONTGOMERY, COUNTY OF, MD PH II	57.50	
47	Dorchester, County of, MD PH II MA only	56.27	
48	MONTGOMERY, COUNTY OF, PA PH II	54.47	
49	CALVERT, COUNTY OF, MD PH II	51.43	
50	CAPITAL REGION AIRPORT COMMISSION, VA PH II	49.23	
51	UPPER MARYLAND EASTERN SHORE CONSORTIUM, MD PH II	49.20	
52	WORCESTER, COUNTY OF, MD PH II	45.83	
53	RICHMOND, CITY OF, VA PH II	31.47	
54	HENRICO, COUNTY OF, VA PH II	30.90	

Appendix 9
Summary of Stage 2 FRAs that have not Closed, as of December 31, 2018

Stage 2 FRAs with Physical Reconfiguration Activities Complete that have not Closed			
	Deal Name	Aging from Completion of Physical Reconfiguration Activities (In Months)	Deal Count
55	California, State of PH II FRA1	15.17	
Subtotal FRA count for Wave 1			55
Wave 2			
1	UNIVERSITY PARK, CITY OF, TX PH II	117.60	
2	CARROLLTON, CITY OF, TX PH II	104.30	
3	Orange, City of, TX Ph II	103.53	
4	POLK, COUNTY OF, IA PH II	98.93	
5	KNOX, COUNTY OF, TN PH II	93.90	
6	BELL, COUNTY OF, TX PH II	93.80	
7	LONGVIEW, CITY OF, TX PH II	93.77	
8	Riley, County of, KS PH II	93.43	
9	LINCOLN, CITY OF, NE PH II	91.47	
10	ARLINGTON, CITY OF, TX PH II	90.40	
11	Conroe, City of, TX PH II	87.93	
12	Tennessee, State of PH II (TEMA)	87.60	
13	Sarpy, County of, NE PH II	86.93	
14	WASHINGTON COUNTY SHERIFF DEPARTMENT, NE PH II	85.33	
15	GRAND PRAIRIE, CITY OF, TX PH II	82.27	
16	COPPERAS COVE, CITY OF, TX PH II	81.37	
17	GARLAND, CITY OF, TX PH II	81.20	
18	DOUGLAS, COUNTY OF, NE PH II	80.17	
19	OKLAHOMA CITY, CITY OF, OK PH II	79.43	
20	KANSAS CITY, CITY OF, MO PH II	79.20	
21	MANSFIELD, CITY OF, TX PH II	78.30	
22	Blanco County, TX PH II	78.13	
23	BEDFORD, CITY OF, TX PH II	76.17	
24	LITTLE ROCK, CITY OF, AR PH II	75.50	
25	Lee, County of, TX PH II	73.83	
26	BRYAN, CITY OF, TX PH II	71.80	
27	TRAVIS, COUNTY OF, TX PH II	70.93	
28	IRVING, CITY OF, TX PH II	70.70	
29	Kansas, State of, PH II	69.53	
30	HOUSTON INDEPENDENT SCHOOL DISTRICT, TX PH II	69.03	
31	DALLAS, CITY OF, TX PH II	68.00	
32	Harris, County of, TX Ph II-Regional Radio System	65.47	
33	DENTON, COUNTY OF, TX PH II	63.17	
34	EDMOND, CITY OF, OK PH II	61.30	
35	NORMAN, CITY OF, OK PH II	56.83	
36	Arkansas, State of PH II	44.70	
37	Oklahoma, State of PH II	38.43	
Subtotal FRA count for Wave 2			37
Wave 3			
1	LOWNDES, COUNTY OF, GA PH II	102.53	
2	NEW ORLEANS, PORT OF PH II	96.80	
3	COBB, COUNTY OF, GA PH II MA	93.67	
4	PUERTO RICO, COMMONWEALTH OF PH II	91.00	
5	NOXUBEE, COUNTY OF, MS PH II	88.07	
6	Bossier, City of, LA PH II	86.67	
7	MISSISSIPPI, STATE OF, DOC PH II	86.07	
8	Puerto Rico State Police, PR PH II	80.50	
9	HUNTSVILLE, CITY OF, AL PH II	80.43	
10	Metropolitan Atlanta Rapid Trans Auth, GA PHII	76.87	
11	MARION, COUNTY OF, FL PH II	76.17	
12	HIGH POINT, CITY OF, NC PH II	73.47	
13	RAPIDES, PARISH OF, LA PH II	73.13	

Appendix 9
Summary of Stage 2 FRAs that have not Closed, as of December 31, 2018

Stage 2 FRAs with Physical Reconfiguration Activities Complete that have not Closed			
	Deal Name	Aging from Completion of Physical Reconfiguration Activities (In Months)	Deal Count
14	WEST PALM BEACH, CITY OF, FL PH II	72.47	
15	New Orleans, City of, LA PH II	71.57	
16	PLANTATION, CITY OF, FL PH II	70.00	
17	BIRMINGHAM, CITY OF, AL PH II	69.30	
18	HINDS, COUNTY OF, MS PH II	68.00	
19	LEE, COUNTY OF, FL PH II	67.90	
20	SALISBURY, CITY OF, NC PH II	67.90	
21	Jefferson Parish SO, LA PH II Region 1	67.07	
22	VICKSBURG, CITY OF, MS PH II	67.07	
23	JACKSON, CITY OF, MS PH II	66.47	
24	PALM BEACH, COUNTY OF, FL PH II	66.47	
25	MECKLENBURG, COUNTY OF, NC PH II	64.73	
26	BAYAMON, MUNICIPAL GOVERNMENT OF, PR PH II	62.97	
27	SAINT CHARLES, PARISH OF, LA PH II	62.23	
28	Jefferson Parish SO, LA PH II	61.23	
29	Spartanburg County, SC PH II SED Only	59.87	
30	COBB, COUNTY OF, GA PH II	58.10	
31	New Hanover, County of, NC PH II	54.57	
32	FAYETTEVILLE, CITY OF, NC PH II	48.70	
33	ONslow COUNTY OF, NC PH II	46.43	
34	PINELLAS, COUNTY OF, FL PH II	44.70	
35	WINSTON SALEM, CITY OF, NC PH II	33.53	
36	MIAMI-DADE, COUNTY OF, FL PH II	31.47	
37	NORTH CAROLINA, STATE OF PH II	26.23	
Subtotal FRA count for Wave 3			37
Wave 4			
1	BEXAR METROPOLITAN WATER DISTRICT, TX PH II	118.07	
2	LIVE OAK, CITY OF, TX PH II	110.47	
3	CORPUS CHRISTI, CITY OF, TX PH II	106.53	
4	SAN ANTONIO, CITY OF, TX PH II	93.07	
5	CALDWELL, COUNTY OF, TX PH II	86.97	
6	RENSSELAER, COUNTY OF, NY PH II	83.47	
7	WARREN, COUNTY OF, OH PH II	69.07	
8	Santa Fe, City of, NM PH II	62.43	
9	OXFORD, CITY OF, OH PH II	60.77	
Subtotal FRA count for Wave 4			9
Canadian Border Region			
1	Geauga, County of, OH	82.53	
2	Seattle City Light Canadian Rebanding	79.43	
3	Genesee, County of, MI	69.20	
4	Green, City of OH	68.00	
5	Canton, City of OH	67.20	
6	Warren, City of, MI	67.07	
7	Stark, County of, OH	65.77	
8	Warren, City of, OH	61.57	
9	Pickaway, County of, OH	61.47	
10	Parma Heights, City of, OH	60.13	
11	Summit, County of, OH	59.97	
12	Brook Park, City of, OH	59.43	
13	Grosse Pointe Farms, City of, MI	59.43	
14	Orleans, County of, NY	56.10	
15	Bellingham, City of, WA	51.57	
16	Port of Seattle, WA Canadian Rebanding	32.07	
17	Eastside Public Safety Comm Agency, WA	25.37	
18	WASHINGTON, STATE OF	24.03	

Appendix 9
Summary of Stage 2 FRAs that have not Closed, as of December 31, 2018

Stage 2 FRAs with Physical Reconfiguration Activities Complete that have not Closed			
	Deal Name	Aging from Completion of Physical Reconfiguration Activities (In Months)	Deal Count
19	King, County of, WA	23.30	
20	Seattle, City of, WA	23.30	
21	Valley Communications Center, WA	23.30	
22	Snohomish County Emergency Radio System, WA	12.23	
Subtotal FRA count for Canadian Border Region			22
Mexican Border Region			
1	TORRANCE, CITY OF, CA	52.13	
2	GILA RIVER INDIAN COMMUNITY, AZ PH II	31.63	
3	Roma CISD Transportation Dept	28.43	
4	LOS ANGELES UNIFIED SCHOOL DISTRICT, CA	26.70	
5	VENTURA, COUNTY OF, CA PH II	26.07	
6	ORANGE COUNTY TRANSPORTATION AUTHORITY, CA PH II	25.80	
7	MARICOPA, COUNTY OF, AZ PH II	21.23	
8	Pascua Yaqui Tribe	21.23	
9	LOS ANGELES, COUNTY OF, CA PH II	20.87	
10	Texas DPS - Subscribers Only	20.17	
11	Northern Arizona University	19.70	
12	Tohono Oodham Nation of Arizona	18.77	
13	LAKE ELSINORE UNIFIED SCHOOL DISTRICT, CA	18.40	
14	La Mesa Spring Valley School District	16.77	
15	Tucson Airport Authority	15.57	
16	LOWER RIO GRANDE VALLEY DVLPMT COUNCIL PH II	13.20	
17	LAKE HAVASU CITY, CITY OF, AZ PH II	11.13	
18	Riverside, County of, CA PH II	9.30	
19	ARIZONA, STATE OF PH II	8.83	
20	Creative Communications - Interop Only	6.93	
21	IMPERIAL IRRIGATION DISTRICT, CA PH II	6.17	
22	LOS ANGELES, CITY OF, CA Police	5.33	
23	Pima County Information Technology	5.10	
24	SAN BENITO C.I.S.D. POLICE DEPARTMENT, TX PH II	4.80	
25	ORANGE, COUNTY OF, CA PH II	4.53	
26	Laredo, City of	3.60	
27	Coachella Valley Water District	3.37	
Subtotal FRA count for Mexican Border Region			27
Total FRAs			187

Appendix 9
Summary of Stage 2 PFAs that have not Closed, as of December 31, 2018

Stage 2 PFAs that have not Closed		
	Deal Name	Deal Count
Wave 1		
1	Colorado CallComm EA Swap	
2	Fairfax County, VA - NCR Regional Coordination	
3	NORWALK, CITY OF, CT PH II	
4	UNION CITY, CITY OF, NJ PH II	
Subtotal PFA count for Wave 1		4
Wave 2		
1	TENNESSEE, STATE OF PH II	
Subtotal PFA count for Wave 2		1
Wave 3		
1	JACKSON, CITY OF, MS PH II	
2	Metropolitan Atlanta Rapid Trans Auth, GA PHII	
Subtotal PFA count for Wave 3		2
Wave 4		
Subtotal PFA count for Wave 4		0
Canadian Border Region		
Subtotal PFA count for Canadian Border Region		0
Mexican Border Region		
1	CALIFORNIA, STATE OF PH II	
2	IRVINE, CITY OF, CA, CA PH II	
3	Los Angeles, City of STRS system	
4	MARICOPA, COUNTY OF, AZ PH II	
5	Mission, City of	
6	PHARR, CITY OF, TX PH II	
7	San Bernadino, County Of, CA PH II	
8	University of California - Riverside PH II	
9	Willacy, County of	
Subtotal PFA count for Mexican Border Region		9
Total PFAs		16

Appendix 9

Summary of FRAs for Licensees in the ESMR Band that have not Closed, as of December 31, 2018

FRAs for Licensees in the ESMR Band with Physical Reconfiguration Activities Complete that have not Closed			
	Deal Name	Aging from Completion of Physical Reconfiguration Activities (In Months)	Deal Count
Wave 1			
Subtotal FRA count for Wave 1			0
Wave 2			
Subtotal FRA count for Wave 2			0
Wave 3			
1	Communications Leasing Corporation	59.47	
Subtotal FRA count for Wave 3			1
Wave 4			
Subtotal FRA count for Wave 4			0
Total FRAs			1

Appendix 10
800 MHz Transition Administrator, LLC
Fees and Expenses through December 31, 2018

	Quarter Ending March 31, 2018	Quarter Ending June 30, 2018	Quarter Ending September 30, 2018*	Quarter Ending December 31, 2018	Year-to-Date
Fees					
Frequency Management	\$439,455	\$410,295	\$408,812	\$347,944	\$1,606,507
Financial Management	\$637,606	\$548,784	\$576,030	\$554,890	\$2,317,310
General Counsel/Regulatory Management	\$364,723	\$368,894	\$390,150	\$393,320	\$1,517,087
Stakeholder Implementation Management	\$448,647	\$390,793	\$504,053	\$519,809	\$1,863,301
TA Systems Support	\$114,648	\$118,020	\$127,012	\$129,260	\$488,940
Program Management Support	\$248,009	\$217,771	\$137,015	\$130,723	\$733,518
Alternative Dispute Resolution	\$85,844	\$142,195	\$73,568	\$110,238	\$411,845
<i>Fees Subtotal</i>	\$2,338,932	\$2,196,752	\$2,216,640	\$2,186,184	\$8,938,507
Expenses	\$40,123	\$36,585	\$52,956	\$81,399	\$211,063
Total Fees and Expenses	\$2,379,055	\$2,233,337	\$2,269,596	\$2,267,583	\$9,149,571

* In the Quarterly Progress Report for the Quarter Ended September 30, 2018, the TA's fees reported for the Quarter Ending September 30, 2018 were overstated by \$72,572. The corrected fees for the Quarter Ending September 30, 2018 are reported here.