

















**EXHIBIT A**





















**(Spectrum Cable Lineup Card)**























## 📍 HD Channel Lineup for: New Jersey, Bergen Co.




















Displaying 517 channels.





















Channel Number		Channel Name
	Ch. #	
	7	WABC - ABC
	2	WCBS - CBS
	3	WLIW - PBS
	4	WNBC - NBC
	13	WNET - PBS
	1275	WNET - PBS Kids
	23	WNJN - PBS
	1223	WNJN - PBS
	5	WNYW - FOX
	537	5 StarMAX - E
	71	A&E
	1551	ABP News
	72	AMC
	1632	ART Cable
	185	ASPIRE TV
	299	AXS TV




















	533	ActionMAX - E
	140	American Heroes Channel
	40	Animal Planet
	1601	Ant1 Greek
	877	Antena 3 Internacional
	936	Aplauso TV
	926	Atres Series
	962	AyM Sports
	110	BBC America
	209	BBC World News
	69	BET
	89	BET HER
	287	BET Jams
	290	BET Soul
	382	BTN
	389	BTN - Extra1
	390	BTN - Extra2
	465	BYUtv
	256	Baby First TV
	928	BabyFirstTV (SAP)





















	929	BabyTV (SAP)
	910	Bandamax
	417	BeIN SPORTS
	443	BeIN SPORTS Español
	207	Bloomberg Television
	253	Boomerang
	25	Bravo
	35	C-SPAN
	226	C-SPAN2
	227	C-SPAN3
	1612	C1R (Russia)
	315	CBS Sports Network
	1401	CCTV-4
	293	CMT
	36	CNBC
	208	CNBC World
	62	CNN
	834	CNN en Español
	1616	CTC Russian Network
	1400	CTI-Zhong Tian











































	850	Canal Sur
	856	Caracol
	49	Cartoon Network
	921	Cartoon Network (SAP)
	471	Catholic Faith Network
	860	CentroamericaTV
	1421	Chinese Cinema
	972	Cine Mexicano
	971	Cinelatino
	531	Cinemax - E
	536	Cinemax - E
	41	Comedy Central
	1301	Community Bulletin Board
	59	Cooking Channel
	137	Crime & Investigation
	1519	Crossing TV
	875	Cubaplay
	58	DIY Network
	1620	DOM KINO




















	1457	DWLS Filipino Audio
	1456	DZBB Filipino Audio
	1487	Danbi TV
	463	Daystar
	980	De Película
	979	De Película Clásico
	135	Destination America
	18	Discovery Channel
	924	Discovery Familia
	266	Discovery Family
	180	Discovery Life Channel
	930	Discovery en Español
	38	Disney Channel
	254	Disney Junior
	28	Disney XD
	24	E!
	595	EPIX
	597	EPIX 2 - E
	599	EPIX Drive-In
	598	EPIX HITS




















	15	ESPN
	303	ESPN Classic
	392	ESPN College Extra
	440	ESPN Deportes
	371	ESPN Goal Line/Bases Loaded
	16	ESPN2
	302	ESPNEWS
	370	ESPNU
	1412	ETTV
	1410	ETTV Drama
	1409	ETTV Financial News
	1407	ETTV NY Channel
	1408	ETTV News (Chinese)
	1411	ETTV YoYo
	194	EVINE
	52	EWTN
	945	EWTN en Español
	865	Ecuavisa Internacional
	145	El Rey Network

	842	Estudio 5
	372	FCS Atlantic
	373	FCS Central
	374	FCS Pacific
	623	FLIX - E
	292	FM
	847	FOROtv
	37	FOX Business Network
	442	FOX Deportes
	891	FOX Life
	66	FOX News Channel
	419	FOX Soccer Plus
	400	FOX Sports 1
	401	FOX Sports 2
	56	FX
	632	FX Movie Channel
	109	FXX
	50	Food Network
	47	Freeform
	169	Fuse




















	144	Fusion
	295	GAC
	1453	GMA Life TV
	1452	GMA Pinoy TV
	416	GOL TV
	177	GSN
	82	Galavisión
	490	Gem Shopping Network
	1578	Globo
	39	Golf Channel
	81	Government Access
	1600	Greek Channel
	511	HBO - E
	512	HBO 2 - E
	515	HBO Comedy - E
	514	HBO Family - E
	517	HBO Latino - E
	513	HBO Signature - E
	516	HBO Zone - E
	651	HD Pay-Per-View

	640	HDNet Movies
	51	HGTV
	45	HISTORY
	932	HISTORY en Español
	933	HITN
	61	HLN
	176	HSN
	484	HSN2
	84	Hallmark Channel
	629	Hallmark Movies & Mysteries
	151	Heroes & Icons
	472	Hillsong Channel
	496	Hillsong Channel
	1802	Hustler TV
	54	IFC
	461	INSP
	1539	ITV Gold
	621	IndiePlex
	138	Investigation Discovery
	219	JBS (Jewish Broadcasting Service)

	1563	JUS Punjabi
	188	Jewelry TV
	469	Jewish Life TV
	1493	KBN
	1475	KBS World
	1488	Korean Channel
	892	LATV Network
	79	LMN
	179	LOGO
	1310	Leased Access
	1552	Life OK
	65	Lifetime
	174	Lifetime Real Women
	492	Liquidation Channel
	1478	MBC (Korean)
	700	MLB Extra Innings
	701	MLB Extra Innings
	702	MLB Extra Innings
	703	MLB Extra Innings

	704	MLB Extra Innings
	705	MLB Extra Innings
	706	MLB Extra Innings
	707	MLB Extra Innings
	708	MLB Extra Innings
	709	MLB Extra Innings
	710	MLB Extra Innings
	711	MLB Extra Innings
	712	MLB Extra Innings
	713	MLB Extra Innings
	714	MLB Extra Innings
	715	MLB Extra Innings
	716	MLB Extra Innings
	717	MLB Extra Innings
	718	MLB Extra Innings
	719	MLB Extra Innings
	720	MLB Extra Innings
	721	MLB Extra Innings
	722	MLB Extra Innings



	306	MLB Network
	307	MLB Strike Zone
	31	MSG
	326	MSG 2
	80	MSG Plus
	327	MSG2 Plus
	70	MTV
	120	MTV Classic
	286	MTV Live
	119	MTV2
	1828	Manhandle
	402	Mav TV
	1584	Mediaset Italia
	935	Mexicanal
	841	Mexico 22
	141	Military History
	532	MoreMAX - E
	538	MovieMAX - E
	620	MoviePlex



843 Multimedios Televisión



1920 Music Choice



1929 Music Choice - 70s



1928 Music Choice - 80s



1927 Music Choice - 90s



1916 Music Choice - Adult Alternative



1915 Music Choice - Alternative



1946 Music Choice - Blues



1934 Music Choice - Classic Country



1918 Music Choice - Classic Rock



1948 Music Choice - Classical Masterpieces



1935 Music Choice - Contemporary Christian



1933 Music Choice - Country Hits



1903 Music Choice - Dance/EDM



1950 Music Choice - Easy Listening



1911 Music Choice - Gospel






















1907 Music Choice - Hip-Hop Classics
































1905 Music Choice - Hip-Hop and R&B



1901 Music Choice - Hit List

	1904	Music Choice - Indie
	1945	Music Choice - Jazz
	1924	Music Choice - Kidz Only!
	1949	Music Choice - Light Classical
	1902	Music Choice - Max
	1914	Music Choice - Metal
	1938	Music Choice - Mexicana
	1937	Music Choice - Musica Urbana
	1922	Music Choice - Party Favorites
	1931	Music Choice - Pop & Country
	1921	Music Choice - Pop Hits
	1936	Music Choice - Pop Latino
	1910	Music Choice - R&B & Soul
	1909	Music Choice - R&B Classics
	1906	Music Choice - Rap
	1912	Music Choice - Reggae
	1913	Music Choice - Rock
	1917	Music Choice - Rock Hits
	1940	Music Choice - Romances

	1947	Music Choice - Singers & Swing
	1944	Music Choice - Smooth Jazz
	1919	Music Choice - Soft Rock
	1930	Music Choice - Solid Gold Oldies
	1941	Music Choice - Sound of the Seasons
	1943	Music Choice - Soundscapes
	1942	Music Choice - Stage & Screen
	1923	Music Choice - Teen Beats
	1908	Music Choice - Throwback Jamz
	1932	Music Choice - Today's Country
	1925	Music Choice - Toddler Tunes
	1939	Music Choice - Tropicales
	1926	Music Choice - Y2K
	1619	Muzika Pervogo
	725	NBA League Pass
	726	NBA League Pass
	727	NBA League Pass
	728	NBA League Pass
	729	NBA League Pass

	730	NBA League Pass
	731	NBA League Pass
	732	NBA League Pass
	733	NBA League Pass
	734	NBA League Pass
	735	NBA League Pass
	736	NBA League Pass
	737	NBA League Pass
	738	NBA League Pass
	739	NBA League Pass
	740	NBA League Pass
	741	NBA League Pass
	742	NBA League Pass
	743	NBA League Pass
	308	NBA TV
	314	NBC Sports Network
	898	NBC Universo
	310	NFL Network
	311	NFL RedZone



312 NHL Network



1617 NTV America Hungary



95 NY1 News Noticias



91 NY1 Road &amp; Rail Report



931 Nat Geo Mundo



130 Nat Geo Wild



43 National Geographic



1557 New Delhi TV Limited



1416 New Tang Dynasty



12 News Channel 12



212 News Channel 12



222 Newsmax TV



224 Newsy



257 Nick Jr.



288 Nick Music



29 Nickelodeon






















262 Nicktoons






















173 OWN


















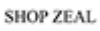
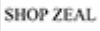





















316 Olympic Channel





















	844	Once Canal
	408	Outdoor Channel
	535	OuterMAX - E
	83	Ovation
	64	Oxygen
	377	PAC-12 Arizona
	381	PAC-12 Bay Area
	376	PAC-12 Los Angeles
	380	PAC-12 Mountain
	375	PAC-12 Network
	379	PAC-12 Oregon
	378	PAC-12 Washington
	1580	PFC Internacional
	78	Paramount Network
	1805	Penthouse TV (Prem.)
	1404	Phoenix InfoNews
	1403	Phoenix N. America
	1811	Playboy TV
	1812	Playboy TV en Español




















	175	Pop
	159	QVC
	481	QVC2
	1581	RAI Italia
	857	RCN Nuestra Tele
	291	REVOLT
	297	RFD-TV
	1610	RTN (Russian)
	1611	RTN Plus Russian
	1577	RTPi-Portuguesa
	1614	RTR Planeta Channel
	1613	RTVI (Russian)
	1807	Real
	128	Reelz
	622	RetroPlex
	911	Ritmosan Latino
	911	Ritmoson Latino
	1615	Rossiya 24 Channel
	1621	Russian Kino









































	1515	SBN (Vietnamese)
	385	SEC Extra
	384	SEC Network
	1541	SET Asia
	552	SHO 2 - E
	555	SHO Beyond - E
	554	SHO Extreme - E
	556	SHO Next - E
	557	SHO Women - E
	1550	STAR India GOLD
	1553	STAR India PLUS
	853	SUR Perú
	1540	SWAGAT TV
	76	SYFY
	1532	Sahara Filmy
	136	Science Channel
	922	Semillitas
	482	Shop Zeal 1
	489	Shop Zeal 2




















	485	Shop Zeal 3
	486	Shop Zeal 4
	488	Shop Zeal 5
	476	Shop Zeal 6
	477	Shop Zeal 7
	478	Shop Zeal 8
	479	Shop Zeal 9
	551	Showtime - E
	558	Showtime Family Zone - E
	553	Showtime Showcase - E
	1420	Sino TV - Chinese Prime
	131	Smithsonian Channel
	495	SonLife
	1	Spectrum News
	44	SportsNet New York
	581	Starz - E
	585	Starz Cinema - E
	586	Starz Comedy - E
	582	Starz Edge - E














	584	Starz Kids & Family - E
	583	Starz in Black - E
	602	StarzEncore - E
	603	StarzEncore Action - E
	604	StarzEncore Black - E
	605	StarzEncore Classic - E
	608	StarzEncore Family - E
	606	StarzEncore Suspense - E
	607	StarzEncore Westerns - E
	94	SundanceTV
	870	Super Canal
	946	TBN Enlace USA
	74	TBS
	42	TCM
	1809	TEN
	77	TLC
	571	TMC - E
	572	TMC XTRA - E
	48	TNT
	1542	TV Asia

	855	TV Chile
	1500	TV Japan
	53	TV Land
	90	TV One
	867	TV Venezuela
	1575	TV5MONDE
	1562	TV84 Punjabi
	1422	TVB1 Cantonese
	1423	TVB2 Cantonese
	1424	TVBE Cantonese
	1425	TVBS Mandarin
	1516	TVBV Vietnamese
	878	TVE Internacional
	413	TVG
	1484	TVK2
	1483	TVK24
	1592	TVP Polonia
	263	TeenNick
	861	Tele El Salvador
	845	TeleFórmula

		
	912	TeleHit
	890	TeleN
	871	Telemicro
	872	Televisión Dominicana
	406	Tennis Channel
	87	The Africa Channel
	1633	The Arabic Channel
	468	The Cowboy Channel
	1450	The Filipino Channel
	474	The Impact Network
	1642	The Israeli Network
	63	The Weather Channel
	534	ThrillerMAX - E
	899	Tr3s
	57	Travel Channel
	124	UP
	67	USA Network
	984	Ultra Cine
	985	Ultra Clásico

		
	849	Ultra Docu
	918	Ultra Familia
	915	Ultra Fiesta
	919	Ultra Kidz
	937	Ultra Macho
	983	Ultra Mex
	255	Universal Kids
	444	Univisión Deportes
	895	Univisión tlnovelas
	68	VH1
	1618	VREMYA
	403	Velocity
	133	Viceland
	913	Video Rola
	982	ViendoMovies
	1815	Vivid TV
	1240	WABC - Live Well
	874	WAPA América

	811	WASA - Estrella TV
	1255	WCBS - Decades
	55	WE tv
	19	WFUT - UniMás
	1284	WFUT - getTV
	126	WGN America
	33	WJLP - MeTV
	1277	WLIW - Create
	1278	WLIW - World
	85	WLNY - IND
	20	WMBC - IND
	1245	WNBC - COZI TV
	1279	WNJN - NHK World
	1288	WNJU - TeleXitos
	6	WNJU - Telemundo
	21	WNYE - IND
	1250	WNYW - Movies!
	1260	WPIX - Antenna TV
	11	WPIX - The CW

	22	WPXN - ION
	98	WTBY - TBN
	1265	WWOR - Buzzr
	9	WWOR - MyTV
	1215	WWOR - MyTV
	1280	WXTV - Bounce TV
	8	WXTV - Univisión
	1554	Willow TV
	30	YES Network
	1533	ZEE TV
	134	fyi,
	210	i24
	660	iN DEMAND 1
	652	iN DEMAND 2
	661	iN DEMAND 2
	1842	iN DEMAND 3
	60	msnbc
	46	truTV
	923	¡Sorpresa! TV



©2018 Charter Communications. Programming may vary. Channels, Tiers and Packaging subject to change. Services not available in all areas. Charter issued digital receiver or CableCARD required to view programming channels, except for Basic Service viewable with customer owned TV equipped with digital QAM Tuner subject to future service changes when a market transitions to All Digital. Charter issued digital receiver required to view PPV and On Demand programming (where available). HD capable equipment required to view HD programming (where available). All programming may not be available to CableCARD or Digital Terminal Adapter customers. All service levels may contain channels with some R-rated programming, which can be blocked using the Parental Control feature on your on-screen program guide.

In a switched digital market, due to system technology enhancements access to certain digital channels will require a digital receiver, as HDTVs & digital QAM tuners equipped with CableCARDS or TV's equipped with Digital Terminal Adapter's cannot access certain digital channels requiring two-way communication (e.g., PPV & On Demand programming). CableCARD customers with TiVo equipment will also need a Tuning Adapter for access to such digital channels.

SAP - Second Audio Programming (Spanish Language when available) is offered on analog Basic Service & Expanded Service channels. Check your interactive program guide for further details. Channel numbers listed are for either analog cable-ready TV sets or Charter digital receivers. Customers using a QAM tuner TV or other personal QAM tuner device, not connected to a digital receiver, must activate the Auto Program feature, as described in the TV/device's Owner's Manual, to receive some digital services.

Printed: 11-20-2018

**EXHIBIT B**

**(Verizon FiOS, DISH, and DIRECTV Channel Lineup Cards)**

## Fios TV Local

71+ channels (22 in HD)

[Check availability](#) Search for a channel from this list

WPIX TDD TV	480
WPIX This TV	490
WPXN ION Life	492
WPXN ION TV	31
WPXN ION TV HD	531
WPXN qubo	491
WPXO Americateve	15
WRNN TV	6
WRNN TV HD	506
WWOR Buzzr	487
WWOR Heroes & Icons	488
WWOR My Network TV	9
WWOR My Network TV HD	509
WXTV Bounce TV	476
WXTV Univision	41
WXTV Univision HD	541
WZME CNC World	496
WZME SonLife	19
WZME SonLife HD	519

## Fios TV Local

71+ channels (22 in HD)

[Check availability](#) Search for a channel from this list

WPIX TDD TV	480
WPIX This TV	490
WPXN ION Life	492
WPXN ION TV	31
WPXN ION TV HD	531
WPXN qubo	491
WPXO Americateve	15
WRNN TV	6
WRNN TV HD	506
WWOR Buzzr	487
WWOR Heroes & Icons	488
WWOR My Network TV	9
WWOR My Network TV HD	509
WXTV Bounce TV	476
WXTV Univision	41
WXTV Univision HD	541
WZME CNC World	496
WZME SonLife	19
WZME SonLife HD	519

## Fios TV Local

70+ channels (22 in HD)

[Check availability](#)

 Search for a channel from this list

WPIX TDD TV	480
WPIX This TV	490
WPXN ION Life	492
WPXN ION TV	31
WPXN ION TV HD	531
WPXN qubo	491
WPXO Americateve	15
WRNN TV	6
WRNN TV HD	506
WWOR Buzzr	487
WWOR Heroes & Icons	488
WWOR My Network TV	9
WWOR My Network TV HD	509
WXTV Bounce TV	476
WXTV Univision	41
WXTV Univision HD	541
WZME CNC World	496
WZME SonLife	19
WZME SonLife HD	519

# Fios TV Local

71+ channels (22 in HD)

[Check availability](#) Search for a channel from this list

WPIX TBS TV	480
WPIX This TV	490
WPXN ION Life	492
WPXN ION TV	31
WPXN ION TV HD	531
WPXN qubo	491
WPXO Americateve	15
WRNN TV	6
WRNN TV HD	506
WWOR Buzzr	487
WWOR Heroes & Icons	488
WWOR My Network TV	9
WWOR My Network TV HD	509
WXTV Bounce TV	476
WXTV Univision	41
WXTV Univision HD	541
WZME CNC World	496
WZME SonLife	19
WZME SonLife HD	519

## Fios TV Local

71+ channels (22 in HD)

[Check availability](#) Search for a channel from this list

WPIX TDD TV	400
WPIX This TV	490
WPXN ION Life	492
WPXN ION TV	31
WPXN ION TV HD	531
WPXN qubo	491
WPXO Americateve	15
WRNN TV	6
WRNN TV HD	506
WWOR Buzzr	487
WWOR Heroes & Icons	488
WWOR My Network TV	9
WWOR My Network TV HD	509
WXTV Bounce TV	476
WXTV Univision	41
WXTV Univision HD	541
WZME CNC World	496
WZME SonLife	19
WZME SonLife HD	519



Back

Leonia Borough

Print



# Fios TV Local

71+ channels (22 in HD)

Check availability



Search for a channel from this list

WPIX CW HD	511	^
WPIX TBD TV	480	
WPIX This TV	490	
WPXN ION Life	492	
WPXN ION TV	31	
WPXN ION TV HD	531	
WPXN qubo	491	
WPXO Americateve	15	
WRNN TV	6	
WRNN TV HD	506	
WWOR Buzzr	487	
WWOR Heroes & Icons	488	
WWOR My Network TV	9	
WWOR My Network TV HD	509	
WXTV Bounce TV	476	
WXTV Univision	41	
WXTV Univision HD	541	
WZME CNC World	496	
WZME SonLife	19	



## Fios TV Local

71+ channels (22 in HD)

[Check availability](#) Search for a channel from this list

WPIX TBS TV	480	▲
WPIX This TV	490	
WPXN ION Life	492	
WPXN ION TV	31	
WPXN ION TV HD	531	
WPXN qubo	491	
WPXO Americateve	15	
WRNN TV	6	
WRNN TV HD	506	
WWOR Buzzr	487	
WWOR Heroes & Icons	488	
WWOR My Network TV	9	
WWOR My Network TV HD	509	
WXTV Bounce TV	476	
WXTV Univision	41	
WXTV Univision HD	541	
WZME CNC World	496	
WZME SonLife	19	
WZME SonLife HD	519	

# Fios TV Local

71+ channels (22 in HD)

[Check availability](#) Search for a channel from this list

WPIX TV	480
WPIX This TV	490
WPXI Life	492
WPXI TV	31
WPXI TV HD	531
WPXI qubo	491
WPXI Americateve	15
WRNN TV	6
WRNN TV HD	506
WWOR Buzzr	487
WWOR Heroes & Icons	488
WWOR My Network TV	9
WWOR My Network TV HD	509
WXTV Bounce TV	476
WXTV Univision	41
WXTV Univision HD	541
WZME CNC World	496
WZME SonLife	19
WZME SonLife HD	519

## Fios TV Local

71+ channels (22 in HD)

[Check availability](#) Search for a channel from this list

WNYW Movies!	493
WPIX Alive Antenna TV	465
WPIX CW	11
WPIX CW HD	511
WPIX TBD TV	480
WPIX This TV	490
WPXN ION Life	492
WPXN ION TV	31
WPXN ION TV HD	531
WPXN qubo	491
WPXO Americateve	15
WRNN TV	6
WRNN TV HD	506
WWOR Buzzr	487
WWOR Heroes & Icons	488
WWOR My Network TV	9
WWOR My Network TV HD	509
WXTV Bounce TV	476
WXTV Univision	41

## Fios TV Local

71+ channels (22 in HD)

[Check availability](#) Search for a channel from this list

WPIX 13 HD TV	480
WPIX This TV	490
WPXN ION Life	492
WPXN ION TV	31
WPXN ION TV HD	531
WPXN qubo	491
WPXO Americateve	15
WRNN TV	6
WRNN TV HD	506
WWOR Buzzr	487
WWOR Heroes & Icons	488
WWOR My Network TV	9
WWOR My Network TV HD	509
WXTV Bounce TV	476
WXTV Univision	41
WXTV Univision HD	541
WZME CNC World	496
WZME SonLife	19
WZME SonLife HD	519

# Fios TV Local

71+ channels (22 in HD)

[Check availability](#)

WPIX HD TV	480
WPIX This TV	490
WPXN ION Life	492
WPXN ION TV	31
WPXN ION TV HD	531
WPXN qubo	491
WPXO Americateve	15
WRNN TV	6
WRNN TV HD	506
WWOR Buzzr	487
WWOR Heroes & Icons	488
WWOR My Network TV	9
WWOR My Network TV HD	509
WXTV Bounce TV	476
WXTV Univision	41
WXTV Univision HD	541
WZME CNC World	496
WZME SonLife	19
WZME SonLife HD	519

[← Back](#)Ridgefield Borough [Print](#) 

## Fios TV Local

71+ channels (22 in HD)

[Check availability](#) Search for a channel from this list

WPIX This TV	480
WPIX This TV	490
WPXI ON Life	492
WPXI ON TV	31
WPXI ON TV HD	531
WPXI qubo	491
WPXI Americateve	15
WRNN TV	6
WRNN TV HD	506
WWOR Buzzr	487
WWOR Heroes & Icons	488
WWOR My Network TV	9
WWOR My Network TV HD	509
WXTV Bounce TV	476
WXTV Univision	41
WXTV Univision HD	541
WZME CNC World	496
WZME SonLife	19
WZME SonLife HD	519

## Fios TV Local

70+ channels (22 in HD)

[Check availability](#)

WPIX TDD TV	480
WPIX This TV	490
WPXN ION Life	492
WPXN ION TV	31
WPXN ION TV HD	531
WPXN qubo	491
WPXO Americateve	15
WRNN TV	6
WRNN TV HD	506
WWOR Buzzr	487
WWOR Heroes & Icons	488
WWOR My Network TV	9
WWOR My Network TV HD	509
WXTV Bounce TV	476
WXTV Univision	41
WXTV Univision HD	541
WZME CNC World	496
WZME SonLife	19
WZME SonLife HD	519

## Fios TV Local

71+ channels (22 in HD)

[Check availability](#) Search for a channel from this list

WPIX TDD TV	400
WPIX This TV	490
WPXN ION Life	492
WPXN ION TV	31
WPXN ION TV HD	531
WPXN qubo	491
WPXO Americateve	15
WRNN TV	6
WRNN TV HD	506
WWOR Buzzr	487
WWOR Heroes & Icons	488
WWOR My Network TV	9
WWOR My Network TV HD	509
WXTV Bounce TV	476
WXTV Univision	41
WXTV Univision HD	541
WZME CNC World	496
WZME SonLife	19
WZME SonLife HD	519



View Latino Packages

Print Channel List

Show Local Channels for

07010



Search channels by name

SORT & FILTER

Sort by

Popularity A-Z

Filter by

Sports Locals Kids Educational Movies News Entertainment

America's Top 120  
190 Channels

\$69<sup>99</sup>/mo.  
2 Year Price Guarantee

Order Online Now

America's Top 120 Plus  
190+ Channels

\$79<sup>99</sup>/mo.  
2 Year Price Guarantee

Order Online Now

America's Top 200  
240+ Channels

\$89<sup>99</sup>/mo.  
2 Year Price Guarantee

Order Online Now

America's Top 250  
290+ Channels

\$99<sup>99</sup>/mo.  
2 Year Price Guarantee

Order Online Now

FOX

NEW YORK, NY - IND (WJLP)

NEW YORK, NY - IND (WLNY)

NEW YORK, NY - IND (WMBC) HD

NEW YORK, NY - IND (WNYE)

NEW YORK, NY - IND (WRNN)

[View Latino Packages](#)[Print Channel List](#)

Show Local Channels for

 07020

Search channels by name

SORT & FILTER 

America's Top 120

190 Channels

\$69<sup>99</sup>/mo.2 Year Price  
Guarantee

Order Online Now

America's Top 120  
Plus

190+ Channels

\$79<sup>99</sup>/mo.2 Year Price  
Guarantee

Order Online Now

America's Top 200

240+ Channels

\$89<sup>99</sup>/mo.2 Year Price  
Guarantee

Order Online Now

America's Top 250

290+ Channels

\$99<sup>99</sup>/mo.2 Year Price  
Guarantee

Order Online Now

CBS



CW



FOX



NEW YORK, NY - IND (WJLP)



NEW YORK, NY - IND (WLNY)



NEW YORK, NY - IND (WMBC) HD



NEW YORK, NY - IND (WNYE)



NEW YORK, NY - IND (WRNN)



View Latino Packages

|

Print Channel List

Show Local Channels for

📍 07631

 Search channels by name

SORT & FILTER ^

- Sort by
- ☐ Popularity
- ☒ A-Z
- Filter by
- ☐ Sports
- ☐ Locals
- ☐ Kids
- ☐ Educational
- ☐ Movies
- ☐ News
- ☐ Entertainment

America's Top  
120

190 Channels

\$69<sup>99</sup>  
/mo.

2 Year Price  
Guarantee

America's Top  
120 Plus

190+ Channels

\$79<sup>99</sup>  
/mo.

2 Year Price  
Guarantee

America's Top  
200

240+ Channels

\$89<sup>99</sup>  
/mo.

2 Year Price  
Guarantee

America's Top  
250

290+  
Channels

\$99<sup>99</sup>  
/mo.

2 Year Price  
Guarantee

Order Online Now

Order Online Now

Order Online Now

Order Online Now

FOX

NEW YORK, NY - IND  
(WJLP)

NEW YORK, NY - IND  
(WLNy)

NEW YORK, NY - IND  
(WMBC) HD

NEW YORK, NY - IND  
(WNYE)

NEW YORK, NY - IND  
(WRNN)

View Latino Packages

|

Print Channel List

Show Local Channels for

📍 07022

🔍

Search channels by name

SORT & FILTER

▼

<div>America's Top 120</div> <div>190 Channels</div>	<div>\$69<sup>99</sup>/mo.</div> <div>2 Year Price Guarantee</div>	<div>America's Top 120 Plus</div> <div>190+ Channels</div>	<div>\$79<sup>99</sup>/mo.</div> <div>2 Year Price Guarantee</div>	<div>America's Top 200</div> <div>240+ Channels</div>	<div>\$89<sup>99</sup>/mo.</div> <div>2 Year Price Guarantee</div>	<div>America's Top 250</div> <div>290+ Channels</div>	<div>\$99<sup>99</sup>/mo.</div> <div>2 Year Price Guarantee</div>
--	--	--	--	---	--	---	--

Order Online Now

Order Online Now

Order Online Now

Order Online Now

FOX

NEW YORK, NY - IND (WJLP)

NEW YORK, NY - IND (WLNY)

NEW YORK, NY - IND (WMBC) HD

NEW YORK, NY - IND (WNYE)

NEW YORK, NY - IND (WRNN)

NEW YORK, NY - IND (WZME) HD

View Latino Packages

Print Channel List

Show Local Channels for

📍 07605



Search channels by name

SORT &amp; FILTER ▾

America's Top 120

190 Channels

\$69<sup>99</sup>/mo.2 Year Price  
Guarantee

Order Online Now

America's Top 120  
Plus

190+ Channels

\$79<sup>99</sup>/mo.2 Year Price  
Guarantee

Order Online Now

America's Top 200

240+ Channels

\$89<sup>99</sup>/mo.2 Year Price  
Guarantee

Order Online Now

America's Top 250

290+ Channels

\$99<sup>99</sup>/mo.2 Year Price  
Guarantee

Order Online Now

CBS



CW



FOX



NEW YORK, NY - IND (WJLP)



NEW YORK, NY - IND (WLNY)



NEW YORK, NY - IND (WMBC) HD



NEW YORK, NY - IND (WNYE)



NEW YORK, NY - IND (WRNN)





View Latino Packages

|

Print Channel List

Show Local Channels for

📍 07093

🔍 Search channels by name

SORT & FILTER ▾

America's Top  
120

190 Channels

\$69<sup>99</sup>  
/mo.

2 Year Price  
Guarantee

Order Online Now

America's Top  
120 Plus

190+ Channels

\$79<sup>99</sup>  
/mo.

2 Year Price  
Guarantee

Order Online Now

America's Top  
200

240+ Channels

\$89<sup>99</sup>  
/mo.

2 Year Price  
Guarantee

Order Online Now

America's Top  
250

290+ Channels

\$99<sup>99</sup>  
/mo.

2 Year Price  
Guarantee

Order Online Now

FOX

NEW YORK, NY - IND  
(WJLP)

NEW YORK, NY - IND  
(WLNY)

NEW YORK, NY - IND  
(WMBC) HD

NEW YORK, NY - IND  
(WNYE)

NEW YORK, NY - IND  
(WRNN)

NEW YORK, NY - IND  
(WZME) HD

View Latino Packages

|

Print Channel List

Show Local Channels for

📍 07643

🔍 Search channels by name

SORT & FILTER ▾

America's Top  
120

190 Channels

\$69<sup>99</sup>  
/mo.

2 Year Price  
Guarantee

America's Top  
120 Plus

190+ Channels

\$79<sup>99</sup>  
/mo.

2 Year Price  
Guarantee

America's Top  
200

240+ Channels

\$89<sup>99</sup>  
/mo.

2 Year Price  
Guarantee

America's Top  
250

290+  
Channels

\$99<sup>99</sup>  
/mo.

2 Year Price  
Guarantee

Order Online Now

Order Online Now

Order Online Now

Order Online Now

CBS



CW



FOX



NEW YORK, NY - IND  
(WJLP)



NEW YORK, NY - IND  
(WLNY)



NEW YORK, NY - IND  
(WMBC) HD



NEW YORK, NY - IND  
(WNYE)



NEW YORK, NY - IND  
(WRNN)



Feedback

View Latino Packages

Print Channel List

Show Local Channels for

07074



Search channels by name

SORT & FILTER

America's Top 120

190 Channels

\$69<sup>99</sup>/mo.

2 Year Price Guarantee

America's Top 120 Plus

190+ Channels

\$79<sup>99</sup>/mo.

2 Year Price Guarantee

America's Top 200

240+ Channels

\$89<sup>99</sup>/mo.

2 Year Price Guarantee

America's Top 250

290+ Channels

\$99<sup>99</sup>/mo.

2 Year Price Guarantee

Order Online Now

Order Online Now

Order Online Now

Order Online Now

FOX

NEW YORK, NY - IND (WJLP)

NEW YORK, NY - IND (WLNY)

NEW YORK, NY - IND (WMBC) HD

NEW YORK, NY - IND (WNYE)

NEW YORK, NY - IND (WRNN)

NEW YORK, NY - IND (WZME) HD



View Latino Packages

Print Channel List

Show Local Channels for

07650

Search channels by name

SORT & FILTER

Sort by

Filter by

Popularity A-Z

Sports Locals Kids Educational Movies News Entertainment

America's Top 120  
190 Channels

\$69<sup>99</sup>/mo.  
2 Year Price Guarantee

America's Top 120 Plus  
190+ Channels

\$79<sup>99</sup>/mo.  
2 Year Price Guarantee

America's Top 200  
240+ Channels

\$89<sup>99</sup>/mo.  
2 Year Price Guarantee

America's Top 250  
290+ Channels

\$99<sup>99</sup>/mo.  
2 Year Price Guarantee

Order Online Now

Order Online Now

Order Online Now

Order Online Now

FOX

NEW YORK, NY - IND (WJLP)

NEW YORK, NY - IND (WLNY)

NEW YORK, NY - IND (WMBC) HD

NEW YORK, NY - IND (WNYE)

NEW YORK, NY - IND (WRNN)



View Latino Packages

Print Channel List

Show Local Channels for

07608



Search channels by name

SORT & FILTER

America's Top 120

190 Channels

\$69<sup>99</sup>/mo.

2 Year Price Guarantee

America's Top 120 Plus

190+ Channels

\$79<sup>99</sup>/mo.

2 Year Price Guarantee

America's Top 200

240+ Channels

\$89<sup>99</sup>/mo.

2 Year Price Guarantee

America's Top 250

290+ Channels

\$99<sup>99</sup>/mo.

2 Year Price Guarantee

Order Online Now

Order Online Now

Order Online Now

Order Online Now

FOX

NEW YORK, NY - IND (WJLP)

NEW YORK, NY - IND (WLNY)

NEW YORK, NY - IND (WMBC) HD

NEW YORK, NY - IND (WNYE)

NEW YORK, NY - IND (WRNN)

NEW YORK, NY - IND (WZME) HD



07010 - Bergen Co.



Get DIRECTV

My Account

1-888-777-2454

Watch DIRECTV

Movies

TV Shows

Sports

For Kids

Networks

Guide

Playlist

Guide



All



Watch Online



Watch on TV

Hide SD Duplicates



Clear All

Today 2/15



4:00 pm ET

4:30 pm ET

5:00 pm ET

5:30 pm ET

6:00 pm ET

6:30 pm ET

7:00 pm ET

7:30 pm ET



43

WZME



February Sharathon

1

50



47

WNJU



Al rojo vivo con María Celeste

HD

Noticiero 47 T...

HD

Noticiero 47 T...

HD

Noticiero 47 T...

HD

Noticias Tele...

HD

Exatlón Estados Unidos

HD

100

150



49

WEDW



Wild Kratts

HD

Odd Squad

HD

Odd Squad

HD

Arthur

HD

BBC World Ne...

Nightly Busin...

HD

PBS NewsHour

HD

200

250



50

NJN



Cyberchase

Odd Squad

Nature Cat

MetroFocus

NJTV News Wi...

BBC World Ne...

One on One W...

NJTV News

300

350



55

WLNY



Funny You Sh...

HD

Funny You Sh...

HD

Face the Truth

HD

Face the Truth

HD

The King of Q...

HD

The King of Q...

HD

2 Broke Girls

HD

2 Broke Girl

HD

400

450



62

WRNN



Organic Whol...

Paid Program...

Judge Faith

Cook with Em...

Richard French Live

The Young Turks

500

550



63

WMBC



Cooking with...

HD

Power Smoke...

HD

WMBC News

HD

Power Air Fry...

HD

Organic Whol...

HD

Power Smoke...

HD

Power Air Fry...

HD

Power Air F

HD

600

650

700



07020



Get DIRECTV

My Account

1-888-777-2454

Watch DIRECTV

Movies

TV Shows

Sports

For Kids

Networks

Guide

Playlist

Guide

All



Watch Online



Watch on TV

Hide SD Duplicates

Clear All

WXTV

Today 2/15

3:30 pm ET

4:00 pm ET

4:30 pm ET

5:00 pm ET

5:30 pm ET

6:00 pm ET

6:30 pm ET

7:00 pm ET



WZME



47

TELEMUNDO

WNJU



49

PBS

WEDW



50

PBS

NJN



55

WLNY



62

WRNN



63

WMBC

Suelta la sopa

HD

Al rojo vivo con María Celeste

HD

Noticiero 47 T...

HD

Noticiero 47 T...

HD

Noticiero 47 T...

HD

Noticias Tele...

HD

Exatlón Est...

HD

Wild Kratts

HD

Wild Kratts

HD

Odd Squad

HD

Odd Squad

HD

Arthur

HD

BBC World Ne...

Nightly Busin...

HD

PBS NewsH...

HD

Ready Jet Go!

Cyberchase

Odd Squad

Nature Cat

MetroFocus

NJTV News Wi...

BBC World Ne...

One on One

Judge Mathis

HD

Funny You Sh...

HD

Funny You Sh...

HD

Face the Truth

HD

Face the Truth

HD

The King of Q...

HD

The King of Q...

HD

2 Broke Girl

HD

New Miracle T...

Organic WhoL...

Paid Program...

Judge Faith

Cook with Em...

Richard French Live

The Young T

Balding Soluti...

HD

Cooking with...

HD

Power Smoke...

HD

WMBC News

HD

Power Air Fry...

HD

Organic WhoL...

HD

Power Smoke...

HD

Power Air F

HD

1

50

100

150

200

250

300

350

400

450

500

550

600

650





07631



Get DIRECTV

My Account

1-888-777-2454

Watch DIRECTV

Movies

TV Shows

Sports

For Kids

Networks

Guide

Playlist

Guide



All



Watch Online



Watch on TV

Hide SD Duplicates



Clear All

Today 2/15



4:00 pm ET

4:30 pm ET

5:00 pm ET

5:30 pm ET

6:00 pm ET

6:30 pm ET

7:00 pm ET

7:30 pm ET

8:00 pm ET



43

WZME



February Sharathon

1

50



47

WNJU



Al rojo vivo con María Celeste

HD

Noticiero 47...

HD

Noticiero 47...

HD

Noticiero 47...

HD

Noticias Tel...

HD

Exatlón Estados Unidos

HD

100

150



49

WEDW



Wild Kratts

HD

Odd Squad

HD

Odd Squad

HD

Arthur

HD

BBC World...

Nightly Busi...

HD

PBS NewsHour

HD

Midsomer

HD

200

250



50

NJN



Cyberchase

HD

Odd Squad

HD

Nature Cat

MetroFocus

NJTV News...

BBC World...

One on One...

NJTV News...

The Docto

HD

300

350



55

WLNY



Funny You S...

HD

Funny You S...

HD

Face the Tr...

HD

Face the Tr...

HD

The King of...

HD

The King of...

HD

2 Broke Girls

HD

2 Broke Girls

HD

Dr. Phil

HD

400

450



62

WRNN



Organic Wh...

Paid Progra...

Judge Faith

Cook with E...

Richard French Live

The Young Turks

500

550



63

WMBC



Cooking wit...

HD

Power Smo...

HD

WMBC News

HD

Power Air F...

HD

Organic Wh...

HD

Power Smo...

HD

Power Air F...

HD

Power Air F...

HD

Relieve yo

HD

600

650

700



07632

Get DIRECTV  
1-888-777-2454

My Account ▾

Watch DIRECTV

Movies

TV Shows

Sports

For Kids

Networks

Guide

Playlist

Guide

All



Watch Online



Watch on TV

Hide SD Duplicates ✕

Clear All

Today 2/15



4:00 pm ET

4:30 pm ET

5:00 pm ET

5:30 pm ET

6:00 pm ET

6:30 pm ET

7:00 pm ET

7:30 pm ET



47

WNJU



Al rojo vivo con María Celeste

HD

Noticiero 47 T...

HD

Noticiero 47 T...

HD

Noticiero 47 T...

HD

Noticias Tele...

HD

Exatlón Estados Unidos

HD



49

WEDW



Wild Kratts

HD

Odd Squad

HD

Odd Squad

HD

Arthur

HD

BBC World Ne...

Nightly Busin...

HD

PBS NewsHour

HD



50

NJN



Cyberchase

Odd Squad

Nature Cat

MetroFocus

NJTV News Wi...

BBC World Ne...

One on One W...

NJTV News



55

WLNY



Funny You Sh...

HD

Funny You Sh...

HD

Face the Truth

HD

Face the Truth

HD

The King of Q...

HD

The King of Q...

HD

2 Broke Girls

HD

2 Broke Girl

HD



62

WRNN



Organic Whol...

Paid Program...

Judge Faith

Cook with Em...

Richard French Live

The Young Turks



63

WMBC



Cooking with...

HD

Power Smoke...

HD

WMBC News

HD

Power Air Fry...

HD

Organic Whol...

HD

Power Smoke...

HD

Power Air Fry...

HD

Power Air F

HD







Guide

All

Watch Online

Watch on TV

February 2/15		February 2/15								
43 WZME		3:30 pm ET	4:00 pm ET	4:30 pm ET	5:00 pm ET	5:30 pm ET	6:00 pm ET	6:30 pm ET	7:00 pm ET	
February 2/15		February 2/15								
43 WZME										
47 WNJU TELEMUNDO		Suelta la sopa HD	Al rojo vivo con María Celeste HD	Noticiero 47 T... HD	Noticiero 47 T... HD	Noticiero 47 T... HD	Noticias Tele... HD	Exatlón Esta... HD	100	
		Suelta la sopa	Al rojo vivo con María Celeste	Noticiero 47 T...	Noticiero 47 T...	Noticiero 47 T...	Noticias Tele...	Exatlón Esta...	150	
47 WNJU TELEMUNDO		Suelta la sopa	Al rojo vivo con María Celeste	Noticiero 47 T...	Noticiero 47 T...	Noticiero 47 T...	Noticias Tele...	Exatlón Esta...	200	
		Suelta la sopa	Al rojo vivo con María Celeste	Noticiero 47 T...	Noticiero 47 T...	Noticiero 47 T...	Noticias Tele...	Exatlón Esta...	250	
49 WEDW PBS		Wild Kratts HD	Wild Kratts HD	Odd Squad HD	Odd Squad HD	Arthur HD	BBC World Ne... HD	Nightly Busin... HD	PBS NewsH... HD	300
		Wild Kratts	Wild Kratts	Odd Squad	Odd Squad	Arthur	BBC World Ne...	Nightly Busin...	PBS NewsH...	350
50 NJN PBS		Ready Jet Go!	Cyberchase	Odd Squad	Nature Cat	MetroFocus	NJTV News Wi...	BBC World Ne...	One on One	400
		Ready Jet Go!	Cyberchase	Odd Squad	Nature Cat	MetroFocus	NJTV News Wi...	BBC World Ne...	One on One	450
55 WLNY		Judge Mathis HD	Funny You Sh... HD	Funny You Sh... HD	Face the Truth HD	Face the Truth HD	The King of Q... HD	The King of Q... HD	2 Broke Girl... HD	500
		Judge Mathis	Funny You Sh...	Funny You Sh...	Face the Truth	Face the Truth	The King of Q...	The King of Q...	2 Broke Girl...	550
55 WLNY		Judge Mathis HD	Funny You Sh... HD	Funny You Sh... HD	Face the Truth HD	Face the Truth HD	The King of Q... HD	The King of Q... HD	2 Broke Girl... HD	600
		Judge Mathis	Funny You Sh...	Funny You Sh...	Face the Truth	Face the Truth	The King of Q...	The King of Q...	2 Broke Girl...	650
62 WRNN		New Miracle T...	Organic WhoL...	Paid Program...	Judge Faith	Cook with Em...	Richard French Live	The Young T...	700	
		New Miracle T...	Organic WhoL...	Paid Program...	Judge Faith	Cook with Em...	Richard French Live	The Young T...	750	



07093



Get DIRECTV

1-888-777-2454

My Account

Watch DIRECTV

Movies

TV Shows

Sports

For Kids

Networks

Guide

Playlist

Guide



All



Watch Online



Watch on TV

Hide SD Duplicates X

Clear All

Today 2/15



4:30 pm ET

5:00 pm ET

5:30 pm ET

6:00 pm ET

6:30 pm ET

7:00 pm ET

7:30 pm ET

8:00 pm ET



43

WZME



February Sharathon

1

50



47

WNJU



Al rojo vivo con...

Noticiero 47 T...

Noticiero 47 T...

Noticiero 47 T...

Noticias Tele...

Exatlón Estados Unidos

100

150



49

WEDW



Odd Squad

Odd Squad

Arthur

BBC World Ne...

Nightly Busin...

PBS NewsHour

Midsomer M

200

250



50

NJN



Odd Squad

Nature Cat

MetroFocus

NJTV News Wi...

BBC World Ne...

One on One W...

NJTV News Wi...

The Doctor

300

350



55

WLNY



Funny You Sh...

Face the Truth

Face the Truth

The King of Q...

The King of Q...

2 Broke Girls

2 Broke Girls

Dr. Phil

400

450



62

WRNN



Paid Program...

Judge Faith

Cook with Em...

Richard French Live

The Young Turks

500

550



63

WMBC



Power Smoke...

WMBC News

Power Air Fry...

Organic Whol...

Power Smoke...

Power Air Fry...

Power Air Fry...

Relieve you

600

650

700



07605



Get DIRECTV

My Account

1-888-777-2454

Watch DIRECTV

Movies

TV Shows

Sports

For Kids

Networks

Guide

Playlist

Guide



All



Watch Online



Watch on TV

Hide SD Duplicates



Clear All

Today 2/15



4:30 pm ET

5:00 pm ET

5:30 pm ET

6:00 pm ET

6:30 pm ET

7:00 pm ET

7:30 pm ET

8:00 pm ET



43

WZME



February Sharathon

1

50



47

WNJU



Al rojo vivo con...

Noticiero 47 T...

Noticiero 47 T...

Noticiero 47 T...

Noticias Tele...

Exatlón Estados Unidos

100

150



49

WEDW



Odd Squad

Odd Squad

Arthur

BBC World Ne...

Nightly Busin...

PBS NewsHour

Midsomer M

200

250



50

NJN



Odd Squad

Nature Cat

MetroFocus

NJTV News Wi...

BBC World Ne...

One on One W...

NJTV News Wi...

The Doctor

300

350



55

WLNY



Funny You Sh...

Face the Truth

Face the Truth

The King of Q...

The King of Q...

2 Broke Girls

2 Broke Girls

Dr. Phil

400

450



62

WRNN



Paid Program...

Judge Faith

Cook with Em...

Richard French Live

The Young Turks

500

550



63

WMBC



Power Smoke...

WMBC News

Power Air Fry...

Organic Whol...

Power Smoke...

Power Air Fry...

Power Air Fry...

Relieve you

600

650

700





07643



Get DIRECTV

My Account

1-888-777-2454

Watch DIRECTV

Movies

TV Shows

Sports

For Kids

Networks

Guide

Playlist

Guide

All



Watch Online



Watch on TV

Hide SD Duplicates

Clear All

Today 2/15



4:30 pm ET

5:00 pm ET

5:30 pm ET

6:00 pm ET

6:30 pm ET

7:00 pm ET

7:30 pm ET

8:00 pm ET



43

WZME



February Sharathon

1

50



47

WNJU



Al rojo vivo con...

HD

Noticiero 47 T...

HD

Noticiero 47 T...

HD

Noticiero 47 T...

HD

Noticias Tele...

HD

Exatlón Estados Unidos

HD

100

150



49

WEDW



Odd Squad

HD

Odd Squad

HD

Arthur

HD

BBC World Ne...

Nightly Busin...

HD

PBS NewsHour

HD

Midsomer M

HD

200

250



50

NJN



Odd Squad

Nature Cat

MetroFocus

NJTV News Wi...

BBC World Ne...

One on One W...

NJTV News Wi...

The Doctor

300

350



55

WLNY



Funny You Sh...

HD

Face the Truth

HD

Face the Truth

HD

The King of Q...

HD

The King of Q...

HD

2 Broke Girls

HD

2 Broke Girls

HD

Dr. Phil

HD

400

450



62

WRNN



Paid Program...

Judge Faith

Cook with Em...

Richard French Live

The Young Turks

500

550



63

WMBC



Power Smoke...

HD

WMBC News

HD

Power Air Fry...

HD

Organic Whol...

HD

Power Smoke...

HD

Power Air Fry...

HD

Power Air Fry...

HD

Relieve your

HD

600

650

700



07074



Get DIRECTV

My Account

1-888-777-2454

Watch DIRECTV

Movies

TV Shows

Sports

For Kids

Networks

Guide

Playlist

Guide



All



Watch Online



Watch on TV

Hide SD Duplicates



Clear All

Today 2/15



4:30 pm ET

5:00 pm ET

5:30 pm ET

6:00 pm ET

6:30 pm ET

7:00 pm ET

7:30 pm ET

8:00 pm ET



43

WZME



February Sharathon

1

50



47

WNJU



Al rojo vivo con...

Noticiero 47 T...

Noticiero 47 T...

Noticiero 47 T...

Noticias Tele...

Exatlón Estados Unidos

100

150



49

WEDW



Odd Squad

Odd Squad

Arthur

BBC World Ne...

Nightly Busin...

PBS NewsHour

Midsomer M

200

250



50

NJN



Odd Squad

Nature Cat

MetroFocus

NJTV News Wi...

BBC World Ne...

One on One W...

NJTV News Wi...

The Doctor

300

350



55

WLNY



Funny You Sh...

Face the Truth

Face the Truth

The King of Q...

The King of Q...

2 Broke Girls

2 Broke Girls

Dr. Phil

400

450



62

WRNN



Paid Program...

Judge Faith

Cook with Em...

Richard French Live

The Young Turks

500

550



63

WMBC



Power Smoke...

WMBC News

Power Air Fry...

Organic Whol...

Power Smoke...

Power Air Fry...

Power Air Fry...

Relieve you

600

650

700



07650



Get DIRECTV

1-888-777-2454

My Account

Watch DIRECTV

Movies

TV Shows

Sports

For Kids

Networks

Guide

Playlist

Guide



All



Watch Online



Watch on TV

Hide SD Duplicates



Clear All

Today 2/15



4:00 pm ET

4:30 pm ET

5:00 pm ET

5:30 pm ET

6:00 pm ET

6:30 pm ET

7:00 pm ET

7:30 pm ET



43

WZME



February Sharathon

1

50



47

WNJU



Al rojo vivo con María Celeste

Noticiero 47 T...

Noticiero 47 T...

Noticiero 47 T...

Noticias Tele...

Exatlón Estados Unidos

100

150



49

WEDW



Wild Kratts

Odd Squad

Odd Squad

Arthur

BBC World Ne...

Nightly Busin...

PBS NewsHour

200

250



50

NJN



Cyberchase

Odd Squad

Nature Cat

MetroFocus

NJTV News Wi...

BBC World Ne...

One on One W...

NJTV News

300

350



55

WLNY



Funny You Sh...

Funny You Sh...

Face the Truth

Face the Truth

The King of Q...

The King of Q...

2 Broke Girls

2 Broke Girl

400

450



62

WRNN



Organic Whol...

Paid Program...

Judge Faith

Cook with Em...

Richard French Live

The Young Turks

500

550



63

WMBC



Cooking with...

Power Smoke...

WMBC News

Power Air Fry...

Organic Whol...

Power Smoke...

Power Air Fry...

Power Air F

600

650

700





07657



Get DIRECTV

1-888-777-2454

My Account

Watch DIRECTV

Movies

TV Shows

Sports

For Kids

Networks

Guide

Playlist

Guide

All



Watch Online



Watch on TV

Hide SD Duplicates

Clear All

Today 2/15		3:30 pm ET	4:00 pm ET	4:30 pm ET	5:00 pm ET	5:30 pm ET	6:00 pm ET	6:30 pm ET	7:00 pm ET
31 WPXN	♥	CSI: Crime Sce... HD	CSI: Crime Scene Investigation HD	CSI: Crime Scene Investigation HD	CSI: Crime Scene Investigation HD	CSI: Crime Scene Investigation HD	CSI: Crime Scene Investigation HD	CSI: Crime Scene Investigation HD	CSI: Crime Scene Investigation HD
39 WNYN	♥	Todo un show:...	Pobre Diabla	Prófugas del destino	Hechos	Al Extremo...	Escape Per...	Escape Per...	Escape Per...
41 WXTV	♥	En tierras salv...	El gordo y la flaca HD	Primer Impacto HD	Noticias Univi...	Noticiero Univ... HD	La Rosa de...	La Rosa de...	La Rosa de...
43 WZME	♥	February Sharathon							
47 WNJU TELEMUNDO	♥	Suelta la sopa HD	Al rojo vivo con María Celeste HD	Noticiero 47 T... HD	Noticiero 47 T... HD	Noticiero 47 T... HD	Noticias Tele... HD	Exatlón Est...	Exatlón Est...
49 WEDW PBS	♥	Wild Kratts HD	Wild Kratts HD	Odd Squad HD	Odd Squad HD	Arthur HD	BBC World Ne... HD	Nightly Busin... HD	PBS Newsho... HD
50 NJN PBS	♥	Ready Jet Go!	Cyberchase	Odd Squad	Nature Cat	MetroFocus	NJTV News Wi... HD	BBC World Ne... HD	One on One HD
55 WLNY	♥	Judge Mathis HD	Funny You Sh... HD	Funny You Sh... HD	Face the Truth HD	Face the Truth HD	The King of Q... HD	The King of Q... HD	2 Broke Gir... HD
62 WRNN	♥	New Miracle T...	Organic Whol...	Paid Program...	Judge Faith	Cook with Em...	Richard French Live	The Young T...	The Young T...
63 WMBC	♥	Balding Soluti... HD	Cooking with... HD	Power Smoke... HD	WMBC News HD	Power Air Fry... HD	Organic Whol... HD	Power Smoke... HD	Power Air F... HD



07660



Get DIRECTV

1-888-777-2454

My Account

Watch DIRECTV

Movies

TV Shows

Sports

For Kids

Networks

Guide

Playlist

Guide



All



Watch Online



Watch on TV

Hide SD Duplicates



Clear All

Today 2/15



4:30 pm ET

5:00 pm ET

5:30 pm ET

6:00 pm ET

6:30 pm ET

7:00 pm ET

7:30 pm ET

8:00 pm ET



43

WZME



February Sharathon

1

50



47

WNJU



Al rojo vivo con...

HD

Noticiero 47 T...

HD

Noticiero 47 T...

HD

Noticiero 47 T...

HD

Noticias Tele...

HD

Exatlón Estados Unidos

HD

100

150



49

WEDW



Odd Squad

HD

Odd Squad

HD

Arthur

HD

BBC World Ne...

Nightly Busin...

HD

PBS NewsHour

HD

Midsomer M

HD

200

250



50

NJN



Odd Squad

HD

Nature Cat

MetroFocus

NJTV News Wi...

BBC World Ne...

One on One W...

NJTV News Wi...

The Doctor

300

350



55

WLNY



Funny You Sh...

HD

Face the Truth

HD

Face the Truth

HD

The King of Q...

HD

The King of Q...

HD

2 Broke Girls

HD

2 Broke Girls

HD

Dr. Phil

HD

400

450



62

WRNN



Paid Program...

Judge Faith

Cook with Em...

Richard French Live

The Young Turks

500

550

600





07608



Get DIRECTV

My Account

1-888-777-2454

Watch DIRECTV

Movies

TV Shows

Sports

For Kids

Networks

Guide

Playlist

Guide

All



Watch Online



Watch on TV

Hide SD Duplicates

Clear All

Today 2/15

43  
WZME

February Sharathon

47  
WNJU

Al rojo vivo con...

Noticiero 47 T...

Noticiero 47 T...

Noticiero 47 T...

Noticias Tele...

Exatlón Estados Unidos

49  
WEDW

Odd Squad

Odd Squad

Arthur

BBC World Ne...

Nightly Busin...

PBS NewsHour

Midsomer M

50  
NJN

Odd Squad

Nature Cat

MetroFocus

NJTV News Wi...

BBC World Ne...

One on One W...

NJTV News Wi...

The Doctor

55  
WLNY

Funny You Sh...

Face the Truth

Face the Truth

The King of Q...

The King of Q...

2 Broke Girls

2 Broke Girls

Dr. Phil

62  
WRNN

Paid Program...

Judge Faith

Cook with Em...

Richard French Live

The Young Turks

63  
WMBC

Power Smoke...

WMBC News

Power Air Fry...

Organic Whol...

Power Smoke...

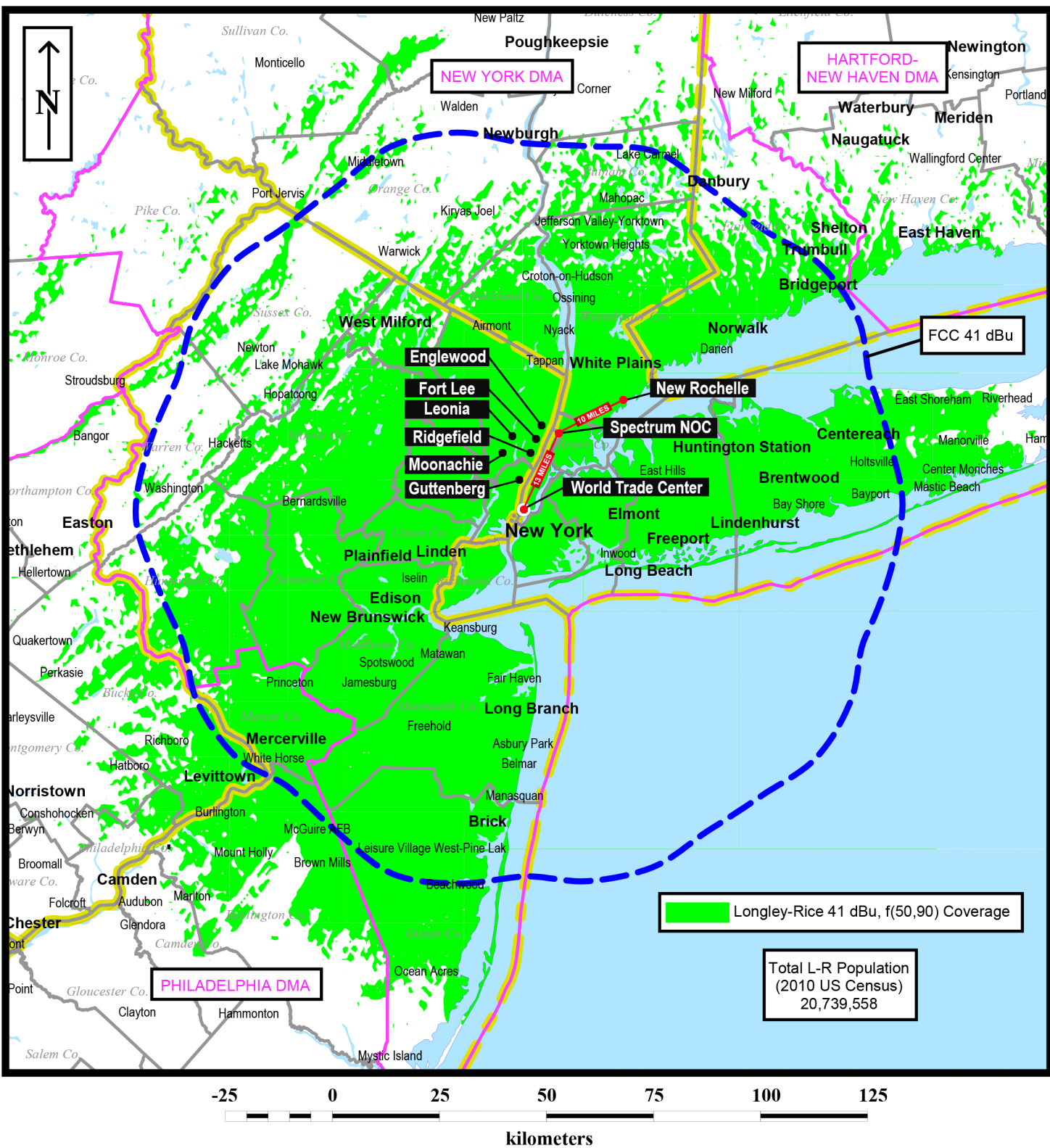
Power Air Fry...

Power Air Fry...

Relieve you

**EXHIBIT C**

**(Contour Map)**



## FCC & LONGLEY-RICE PREDICTED COVERAGE

STATION WRNN-TV  
NEW ROCHELLE, NEW YORK  
RF Ch. 25, 57.8 kW, 520 m HAAT

duTreil, Lundin & Rackley, Inc. Sarasota, Florida

## **EXHIBIT D**

**(Driving Distances Chart)**

**Driving Distances\* in Miles between the  
Communities and WRNN's Transmitter Site  
and Community of License**

Community	One World Trade Center	New Rochelle, NY
Fort Lee	12.6	15.9
Edgewater	11	17.5
Ridgefield	11.9	18.7
Englewood Cliffs	14.6	17.9
Cliffside Park	10.3	18.2
Englewood	15.1	18.4
Palisades Park	13.8	17.5
Fairview	10.2	19.6
Ridgefield Park	14.1	20.6
Guttenberg	7.9	20.5
Little Ferry	14.6	20.3
Moonachie	12.6	21
Leonia	13.2	16.5
Teterboro	15.6	22.1

*\* Distances calculated using Google Maps*

**EXHIBIT E**

**(Terrain Maps)**

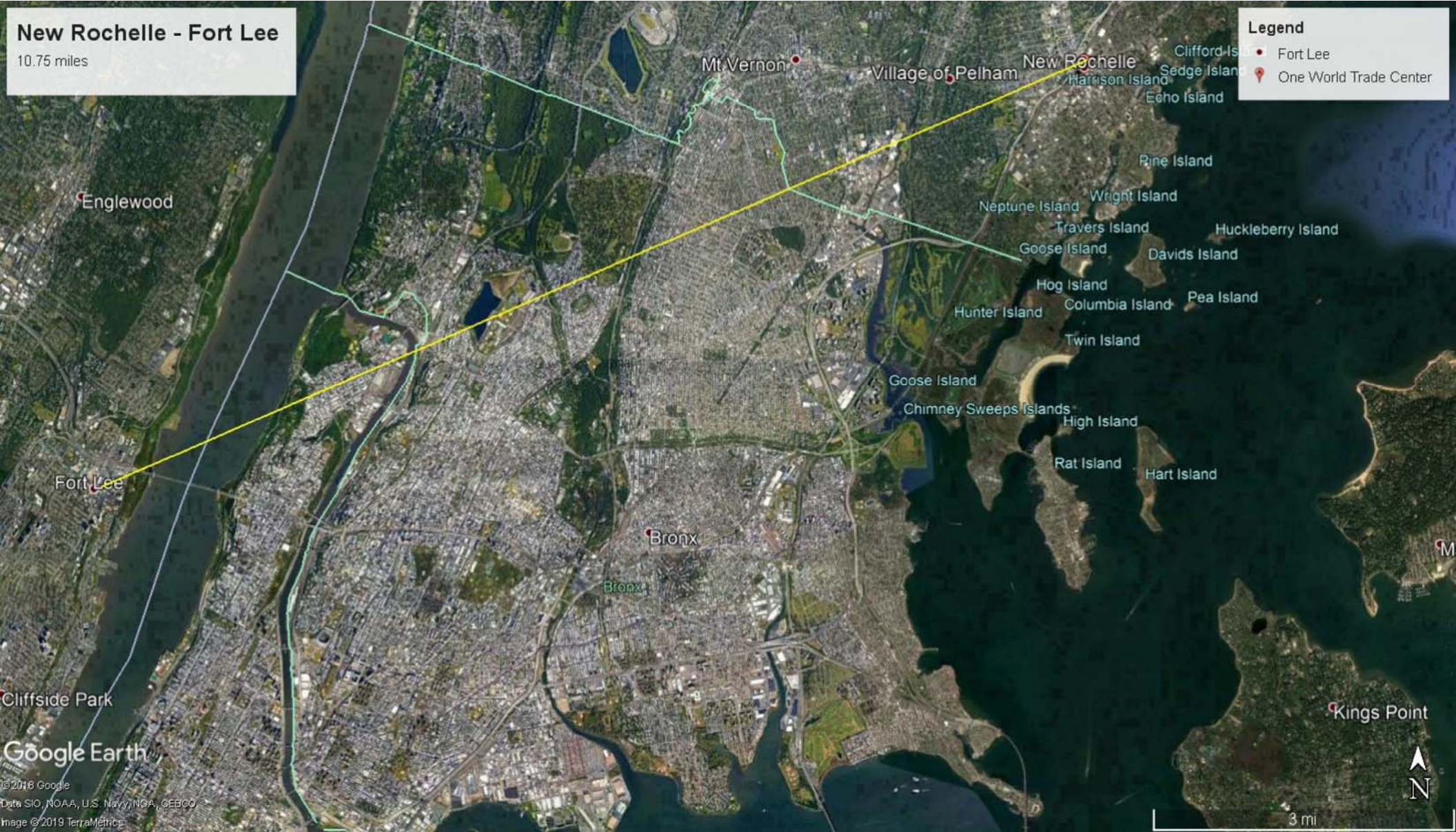


New Rochelle - Fort Lee

10.75 miles

**Legend**

- Fort Lee
- One World Trade Center



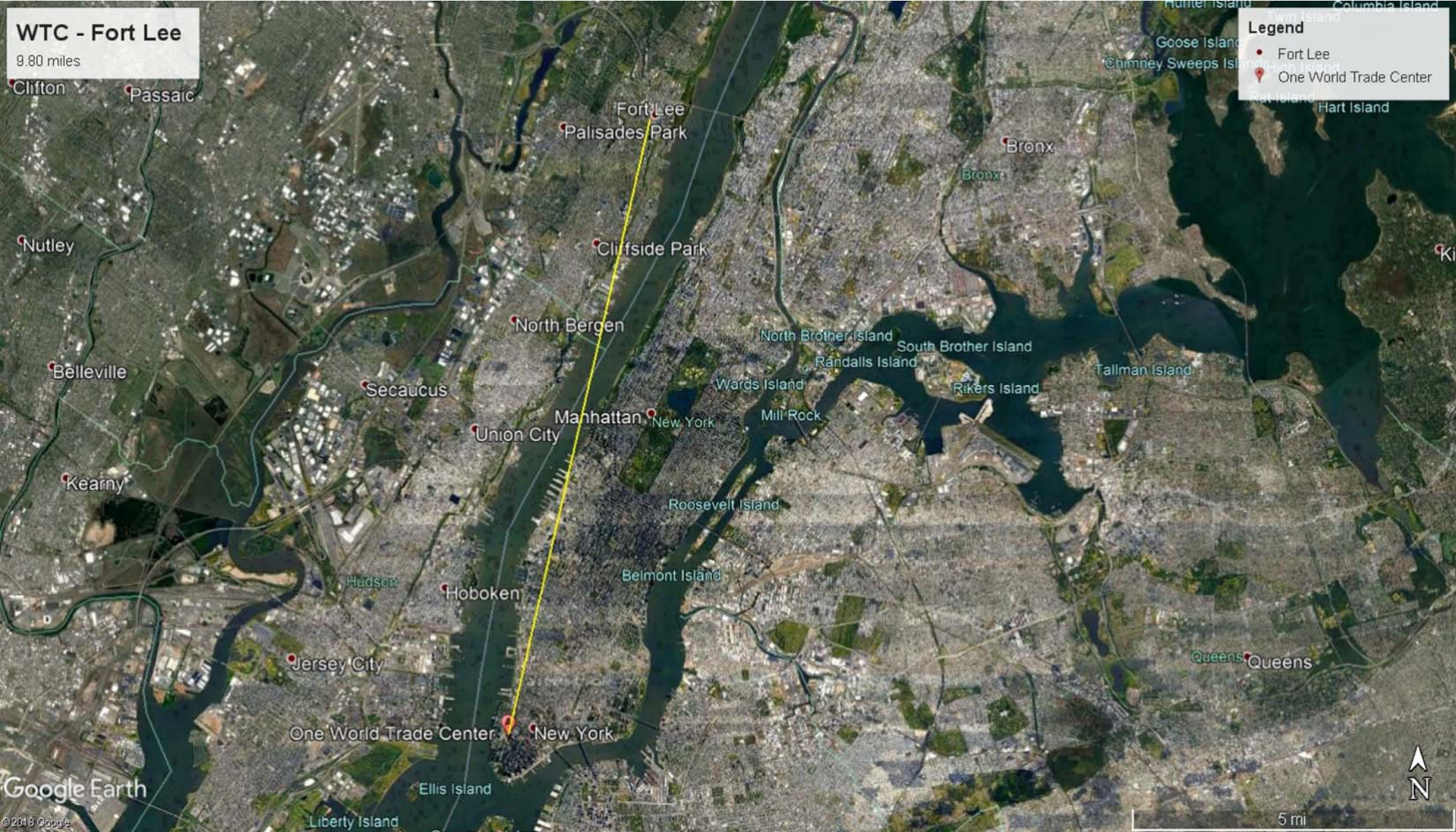


WTC - Fort Lee

9.80 miles

**Legend**

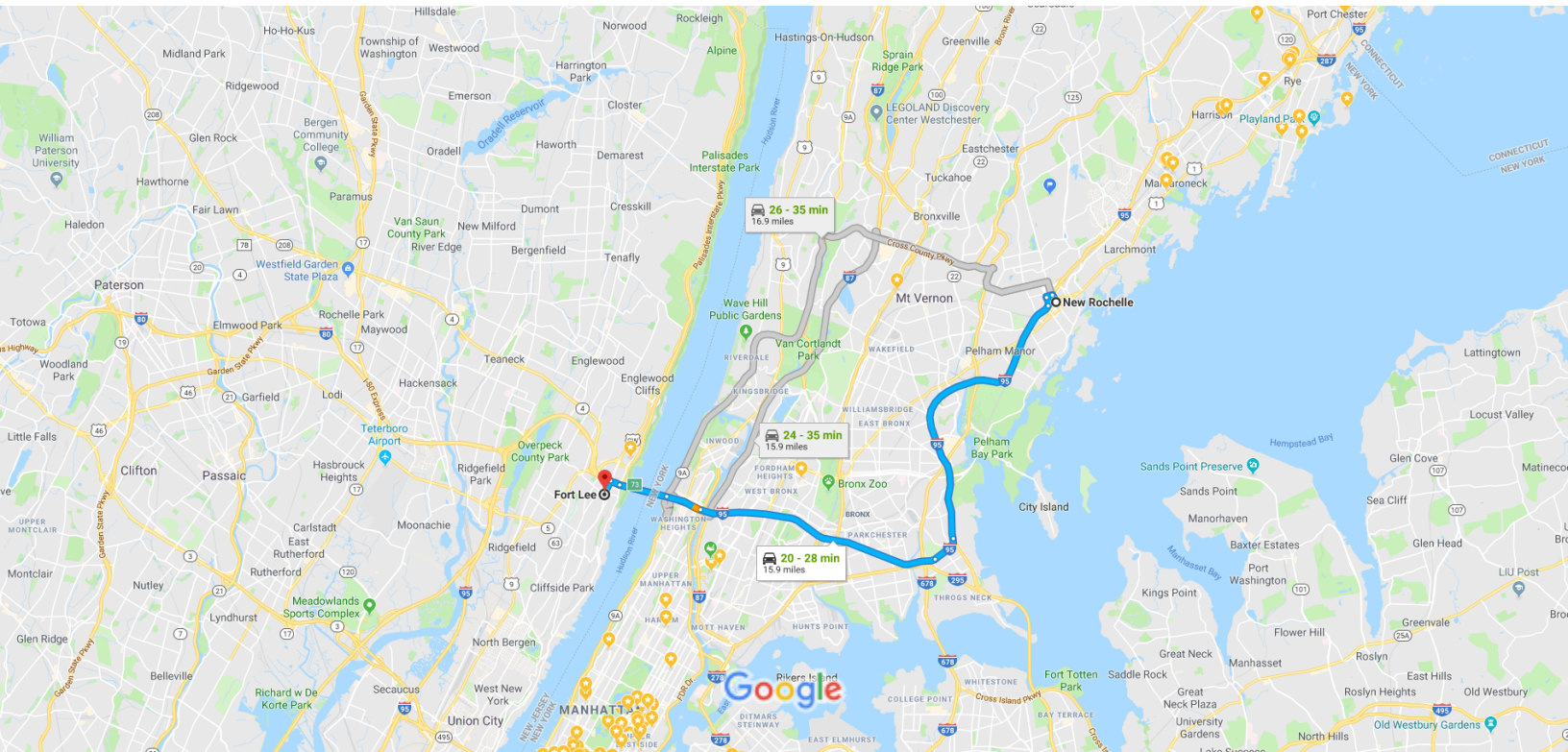
- Fort Lee
- One World Trade Center





## **EXHIBIT F**

**(Driving Distances and Public Transportation Routes)**



Map data ©2019 Google 2 mi



via I-95 S

typically 20 - 28 min

Arrive around 11:28 PM  
15.9 miles



via I-87 S

typically 24 - 35 min

Arrive around 11:35 PM  
15.9 miles



via NY-9A S

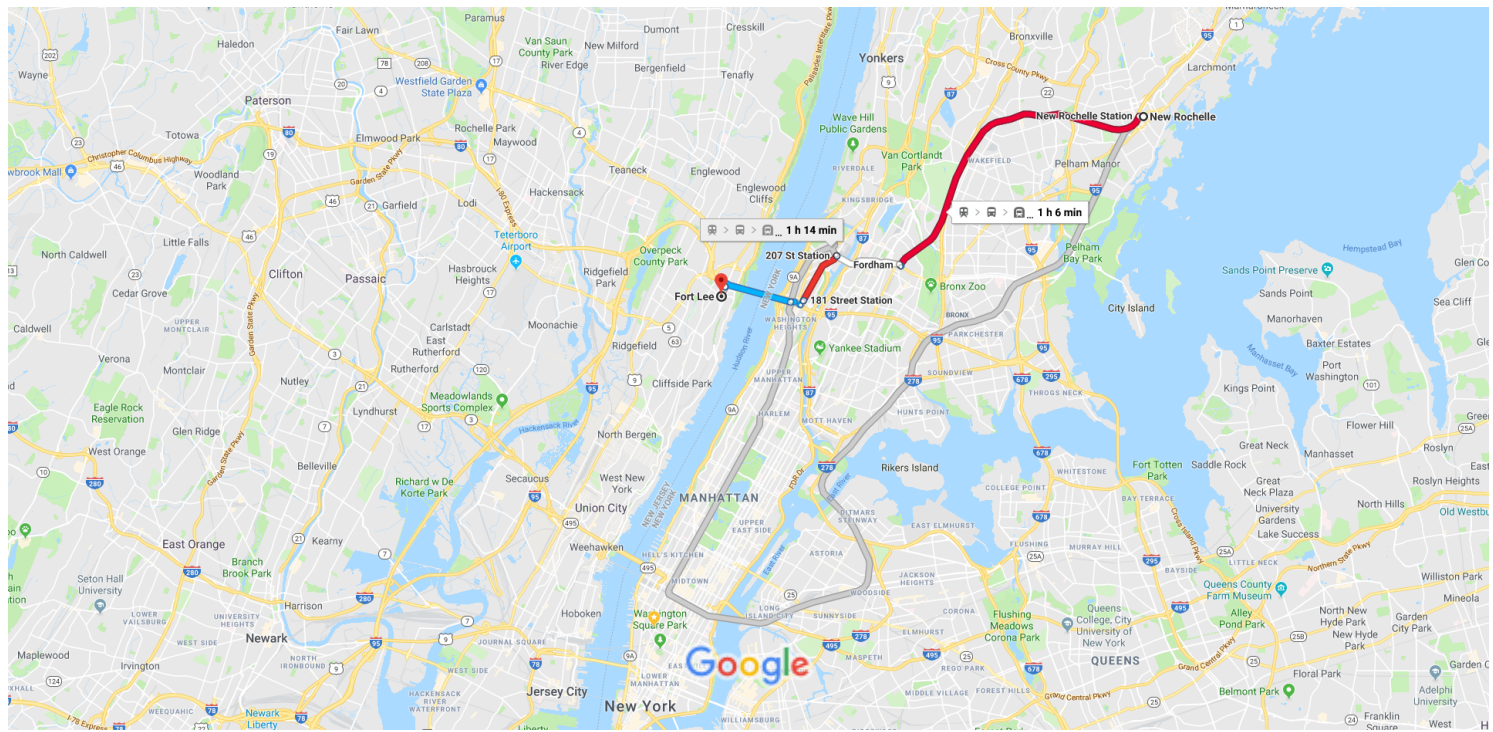
typically 26 - 35 min

Arrive around 11:35 PM  
16.9 miles

Google Maps

New Rochelle, NY to Fort Lee, NJ

2:36 PM - 3:42 PM (1 h 6 min)



	2:36 PM—3:42 PM	1 h 6 min
	New Haven > Bx12-SBS > 1 > 188	
	2:36 PM from New Rochelle Station · 3 min late	
	13 min	

---

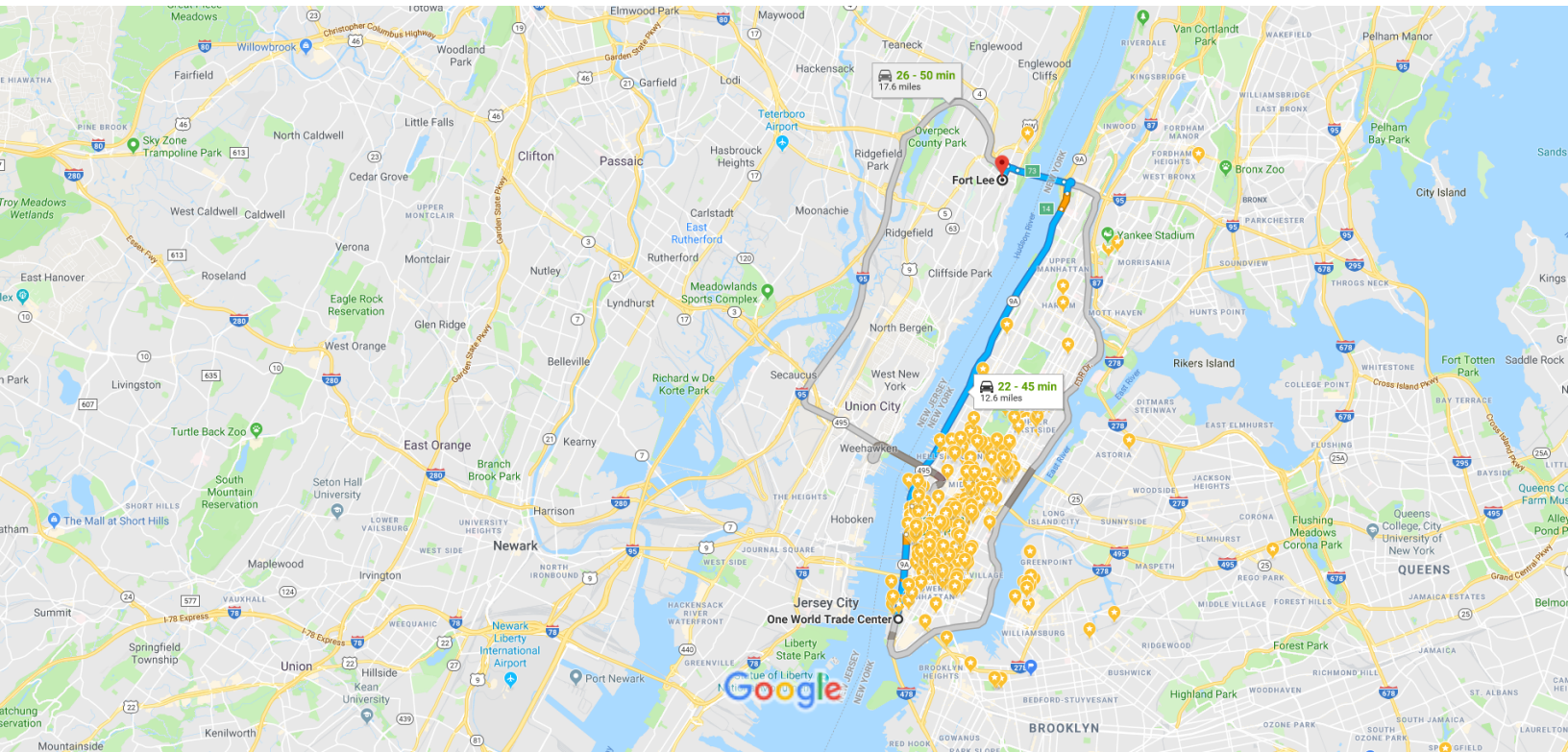
	2:36 PM—3:50 PM	1 h 14 min
	New Haven > Bx12-SBS > A > Route 4 Jitney	

---

	2:36 PM—3:48 PM	1 h 12 min
	New Haven > Bx12-SBS > 1 > Route 4 Jitney	

---

	2:50 PM—4:10 PM	1 h 20 min
	Northeast Regional > A > Route 4 Jitney	



Map data ©2019 Google 2 mi



via NY-9A N

typically 22 - 45 min

Arrive around 11:45 PM  
12.6 miles



via FDR Dr.

typically 24 - 40 min

Arrive around 11:40 PM  
16.3 miles



via I-95 N

typically 26 - 50 min

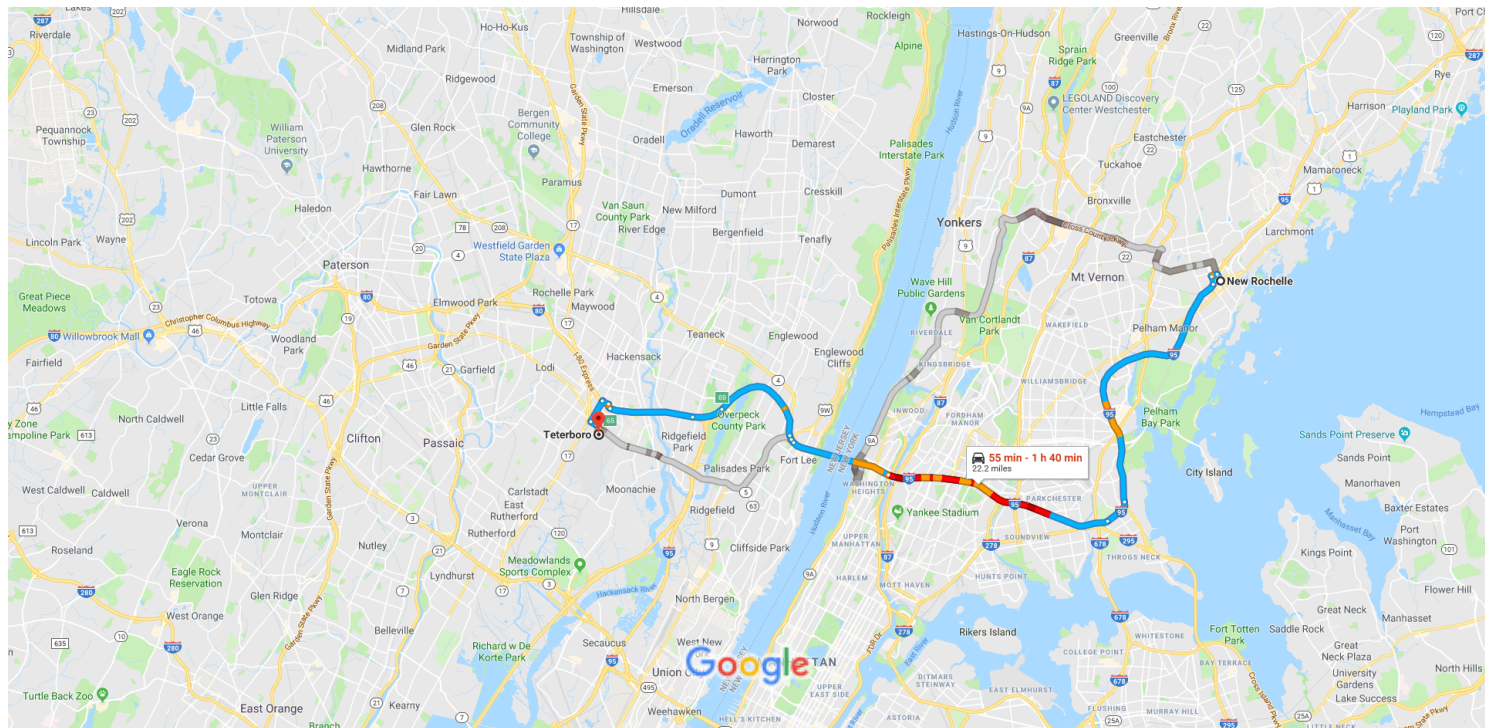
Arrive around 11:50 PM  
17.6 miles





New Rochelle, NY to Teterboro, NJ

Drive 22.2 miles, 55 min - 1 h 40 min



Map data ©2019 Google

2 mi



via I-95 S

typically 55 min - 1 h 40 min

Arrive around 3:58 PM  
22.2 miles

via I-95 S and US-46 W

typically 55 min - 1 h 50 min

Arrive around 4:08 PM  
21.2 miles

via NY-9A S

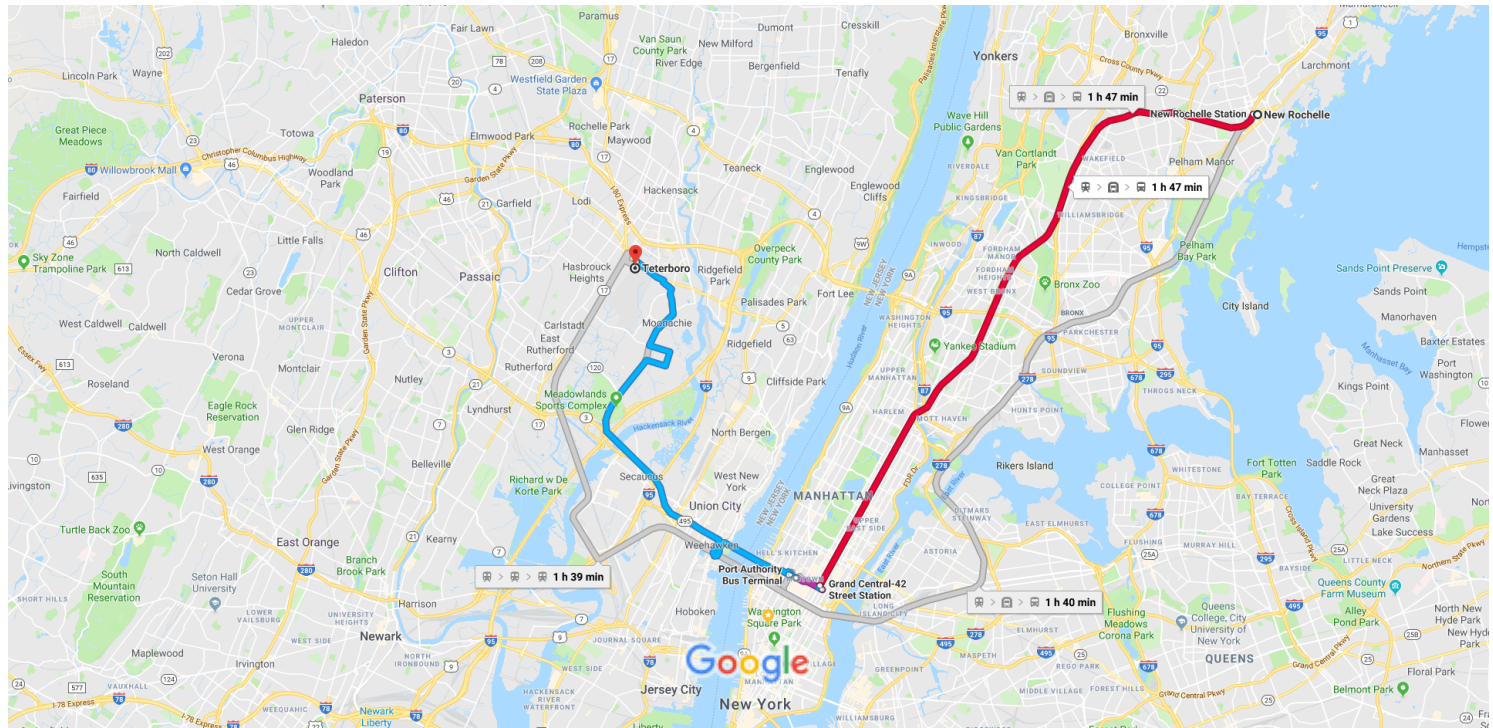
typically 35 min - 1 h 5 min

Arrive around 3:23 PM  
23.1 miles

Google Maps

New Rochelle, NY to Teterboro, NJ

2:33 PM - 4:20 PM (1 h 47 min)



Map data ©2019 Google 2 mi

- 2:33 PM—4:20 PM1 h 47 min

New Haven > > > 161 >

2:33 PM from New Rochelle Station

10 min
- 2:33 PM—4:20 PM1 h 47 min

New Haven > > > 161 >
- 2:50 PM—4:30 PM1 h 40 min

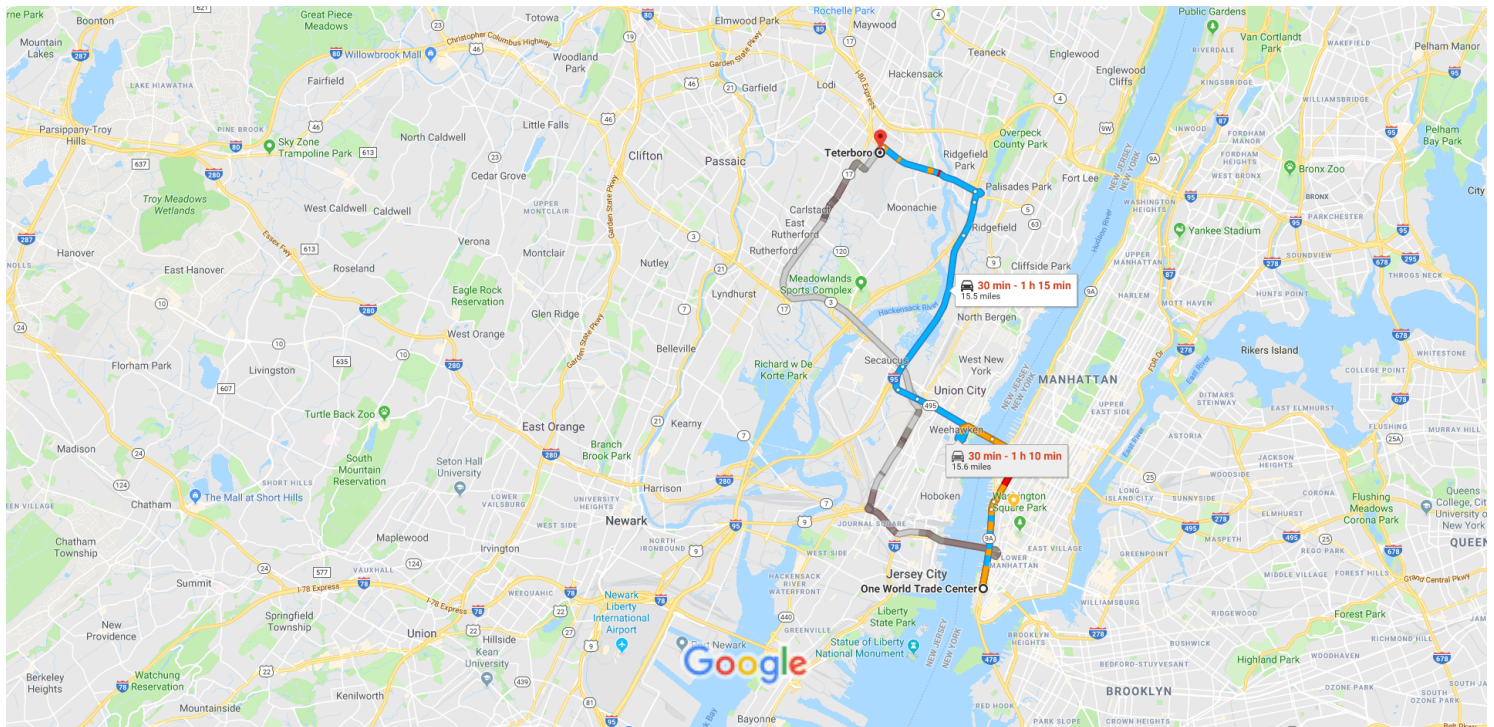
Northeast Regional > > 161 >
- 2:50 PM—4:29 PM1 h 39 min

Northeast Regional > Northeast Corridor > Pascack Valley Line >



One World Trade Center to Teterboro,  
NJ

Drive 15.5 miles, 30 min - 1 h 15 min



Map data ©2019 Google

2 mi



via I-95 N

typically 30 min - 1 h 15 min

Arrive around 3:33 PM

15.5 miles



via NJ-3 W

typically 30 min - 1 h 10 min

Arrive around 3:28 PM

15.6 miles



via NJ-3 W and  
NJ-17 N

typically 35 min - 1 h 10 min

Arrive around 3:28 PM

15.9 miles

**EXHIBIT G(a)**

**(New Rochelle Chamber of Commerce Business Directory)**



# Advertising & Media

Narrow search by:

**The LAB NR**

156 Webster Avenue New Rochelle, NY 10801

MAP

(914) 712-8281

**WVOX**

1 Broadcast Forum New Rochelle, NY 10801

MAP

(914) 636-1460

**Welcome Wagon**

74 Donnybrook Road Scarsdale, NY 10583

MAP

(914) 714-8490

**Town Planner Calendar**

1 Barker Avenue - 1st Floor White Plains, NY 10601

MAP

(914) 222-0550

**AP Marketing Solutions LLC. d/b/a Money Mailer**

55 Meadow Lane New Rochelle, NY 10805

MAP

(914) 469-3866

[Business Directory](#) [Events Calendar](#) [Contact Us](#) [Weather](#) [Join The Chamber](#)



Printed courtesy of [www.newrochellechamber.org](http://www.newrochellechamber.org) – Contact the Chamber of Commerce of New Rochelle for more information.  
417 North Avenue, New Rochelle, NY 10801 – (914) 632-5700 – [info@newrochellechamber.org](mailto:info@newrochellechamber.org)

# Agriculture, Fishing & Forestry

Narrow search by:

## Down to Earth New Rochelle Farmers Market

515 North Avenue New Rochele, NY 10801

MAP

(914) 923-4837

---

[Business Directory](#) [Events Calendar](#) [Contact Us](#) [Weather](#) [Join The Chamber](#)



Printed courtesy of [www.newrochellechamber.org](http://www.newrochellechamber.org) – Contact the Chamber of Commerce of New Rochelle for more information.

417 North Avenue, New Rochelle, NY 10801 – (914) 632-5700 – [info@newrochellechamber.org](mailto:info@newrochellechamber.org)

# Arts, Culture & Entertainment

Narrow search by:

**Lord and Andra Gallery**

10 Division Street New Rochelle, NY 10801

MAP

(917) 825-9810

**Turtle Cove Golf Center**

1 City Island Rd Bronx, NY 10464

MAP

(718) 885-1129

**The Picture House**

253 Wolfs Lane Pelham, NY 10803

MAP

(914) 738-3161

**Justin Sherman Baseball**

32 Lambert Lane New Rochelle, NY 10804

MAP

(914) 420-8418

**FunFuzion**

19 LeCount Place New Rochelle, NY 10801

MAP

(914) 637-7575

**Hour to Exit**

466 Main Street Suite 206 New Rochelle, NY 10801

MAP

(914) 355-4272

[Business Directory](#) [Events Calendar](#) [Contact Us](#) [Weather](#) [Join The Chamber](#)



Printed courtesy of [www.newrochellechamber.org](http://www.newrochellechamber.org) – Contact the Chamber of Commerce of New Rochelle for more information.  
417 North Avenue, New Rochelle, NY 10801 – (914) 632-5700 – [info@newrochellechamber.org](mailto:info@newrochellechamber.org)

# Automotive & Marine

Narrow search by:

**Wheel Sport Center, Inc.**

399 Huguenot Street New Rochelle, NY 10801

MAP

(914) 636-7235

**Napa Auto Parts (Mamco Inc.)**

769 Main Street New Rochelle, NY 10805

MAP

(914) 235-3030

**The AutoworX**

253 East 3rd Street Mount Vernon, NY 10553

MAP

(914) 665-9722

**New Rochelle Auto Body**

43 Potter Avenue New Rochelle, NY 10801

MAP

(914) 235-6110

[Business Directory](#) [Events Calendar](#) [Contact Us](#) [Weather](#) [Join The Chamber](#)



Printed courtesy of [www.newrochellechamber.org](http://www.newrochellechamber.org) – Contact the Chamber of Commerce of New Rochelle for more information.  
417 North Avenue, New Rochelle, NY 10801 – (914) 632-5700 – [info@newrochellechamber.org](mailto:info@newrochellechamber.org)

# Business & Professional Services

Narrow search by:

## Minuteman Press International, Inc.

1299 North Avenue New Rochelle, NY 10804

MAP

(914) 576-0335

## Jan Mar Trophy Co., Inc.

524 North Avenue New Rochelle, NY 10801

MAP

(914) 576-1365

## Paychex Payroll Services

800 Connecticut Avenue, Suite 1N Norwalk, CT 6854

MAP

(914) 482-8294

## The MacQuesten Companies

438 Fifth Ave. Pelham, NY 10803

MAP

(914) 667-7227

## SUSA Designs

2 Division Street, #201 New Rochelle, NY 10801

MAP

(914) 374-2062

## New Rochelle Storage LLC

175 Huguenot Street New Rochelle, NY 10801

MAP

(914) 636-4990

## Phenix Salon Suites

77 Quaker Ridge Road New Rochelle, NY 10804

MAP

(845) 651-3811

## Select Parking Systems

ISP Parking Management C/O Select Parking Systems M0024 111 Cedar Street  
New Rochelle, NY 10801

MAP

(914) 609-1532

## Ecuasanchez Corp

5 Prospect Street Suite 2R New Rochelle, NY 10801

MAP

9142004402

## Absolute Cleaners

379 Pelham Road New Rochelle, NY 10801

MAP

(914) 235-1413

## T.F. Andrew

607 Main Street New Rochelle, NY 10801

MAP

(914) 654-8000

## Ground Floor Coworking

MAP

547 North Avenue New Rochelle, NY 10801

(914) 552-1236

---

### Maid Right

92 North Avenue; Suite 202 New Rochelle, NY 10801

MAP

(914) 999-4747

---

### Caly Services & Janitorial Supply

393 Huguenot Street New Rochelle, NY 10801

MAP

(914) 235-9489

---

### The UPS Store #4992

177A Main Street New Rochelle, NY 10801

MAP

(914) 576-7755

---

### Storage Post Self Storage

363 Huguenot Street New Rochelle, NY 10801

MAP

(914) 704-8131

---

### Swiftly Sweeps

31 Locust Ave New Rochelle, NY 10801

MAP

(914) 646-6481

---

[Business Directory](#) [Events Calendar](#) [Contact Us](#) [Weather](#) [Join The Chamber](#)



Printed courtesy of [www.newrochellechamber.org](http://www.newrochellechamber.org) – Contact the Chamber of Commerce of New Rochelle for more information.

417 North Avenue, New Rochelle, NY 10801 – (914) 632-5700 – [info@newrochellechamber.org](mailto:info@newrochellechamber.org)

# Construction Equipment & Contractors

Narrow search by:

## M.J.S. Contracting Corp.

172 Clinton Avenue New Rochelle, NY 10801

[MAP](#)[\(914\) 636-5262](#)

## LJI Management Corp.

212 Union Avenue New Rochelle, NY 10801

[MAP](#)[\(914\) 906-4410](#)

## PS & S

55 Main Street Yonkers, NY 10701

[MAP](#)[\(914\) 509-8615](#)

## Home Thesis Corp.

51 Mount Joy Pl. New Rochelle, NY 10801

[MAP](#)[\(914\) 374-6092](#)

## Precision Garage Door of Westchester County - Mamaroneck

628 Waverly Avenue, Unit C Mamaroneck, NY 10543

[MAP](#)[\(914\) 610-4228](#)

## APerfectGoldman Electrical Contractors

48 Potter Avenue New Rochelle, NY 10801

[MAP](#)[\(914\) 636-5220](#)

## The MacQuesten Companies

438 Fifth Ave. Pelham, NY 10803

[MAP](#)[\(914\) 667-7227](#)

[Business Directory](#) [Events Calendar](#) [Contact Us](#) [Weather](#) [Join The Chamber](#)

Powered by  
**GrowthZone**

Printed courtesy of [www.newrochellechamber.org](http://www.newrochellechamber.org) – Contact the Chamber of Commerce of New Rochelle for more information.

417 North Avenue, New Rochelle, NY 10801 – (914) 632-5700 – [info@newrochellechamber.org](mailto:info@newrochellechamber.org)

# Family, Community & Civic Organizations

Narrow search by:

## Empire City Casino at Yonkers Raceway

810 Yonkers Avenue Yonkers, NY 10704

MAP

(914) 457-2431

## Stars For Cars

136 Bon Air Ave. New Rochelle, NY 10804

MAP

(914) 740-4527

## Meals-on-Wheels of New Rochelle

50 Pintard Avenue New Rochelle, NY 10801

MAP

(914) 576-3865

## The Salvation Army

22 Church Street; PO Box 1790 New Rochelle, NY 10801

MAP

(914) 632-0381

## New Rochelle Opera

18 Fern Street New Rochelle, NY 10801

MAP

(914) 576-0365

## The Guidance Center of Westchester

NY

MAP

(914) 613-0700

## Rotary Club of New Rochelle

400 Davenport Avenue New Rochelle, NY 10801

MAP

(914) 498-0201

## Berkshire Farm Center

535 Broadhollow Road Melville, NY 11747

MAP

(516) 406-1853

## New Rochelle Public Library

1 Library Plaza New Rochelle, NY 10801

MAP

(914) 632-7878

## Choice of New Rochelle, Inc

71 North Avenue New Rochelle, NY 10801

MAP

(914) 576-0173

## Huguenot & New Rochelle Historical Association

20 Sicard Avenue New Rochelle, NY 10804

MAP

(914) 633-1776

## The Fuller Center for Housing of Greater New York

MAP



659 Main Street New Rochelle, NY 10801

(914) 636-8335

---

### Surf Club on the Sound

280 Davenport Avenue New Rochelle, NY 10801

MAP

---

### Boys & Girls Club of New Rochelle

79 Seventh Street New Rochelle, NY 10801

MAP

(914) 235-3736

---

### Community Capital New York

7 West Cross Street Hawthorne, NY 10532

MAP

(914) 747-8020

---

### HealthlinkNY

300 Westage Business Center Drive, Suite 150 Fishkill, NY 12524

MAP

(845) 896-4726

---

### New Rochelle Bar Association

Post Office Box 1863 New Rochelle, NY 10802

MAP

(914) 365-1313

---

### VIP Country Club

600 Davenport New Rochelle, NY 10801

MAP

(914) 235-1500

---

### The NDR Group

184 Union Avenue New Rochelle, NY 10801

MAP

(914) 633-7092

---

### The New Dawn Foundation

590 Davenport Avenue New Rochelle, NY 10805

MAP

(914) 548-3450

---

### The S.E.L.F.-Help Foundation, Inc.

570 Main Street New Rochelle, NY 10801

MAP

(914) 235-7773

---

[Business Directory](#) [Events Calendar](#) [Contact Us](#) [Weather](#) [Join The Chamber](#)



Printed courtesy of [www.newrochellechamber.org](http://www.newrochellechamber.org) – Contact the Chamber of Commerce of New Rochelle for more information.

417 North Avenue, New Rochelle, NY 10801 – (914) 632-5700 – [info@newrochellechamber.org](mailto:info@newrochellechamber.org)

# Finance, Accounting & Insurance

Narrow search by:

**MassMutual Metro New York**

184 Wood Hollow Lane New Rochelle, NY 10804

MAP

(646) 473-4159

**Webster Bank**

2 River Street New Rochelle, NY 10801

MAP

(914) 636-8770

**Brightway, The Ramirez Agency**

405 North Ave New Rochelle, NY 10801

MAP

(914) 919-9332

**Embajada Latina, Inc**

503-B Main Street New Rochelle, NY 10801

MAP

(914) 235-3124

**Creative Bookkeeping Solutions**

59A Locust Avenue; Apt 4 J New Rochelle, NY 10801

MAP

(914) 813-0490

**H. E. Colwell & Sons, Inc.**

330 Fifth Avenue Pelham, NY 10803

MAP

(914) 632-6154

**Flynn Financial Partners, Ltd.**

56 Harrison Street, Suite 203 New Rochelle, NY 10801

MAP

(212) 490-4580

**Prudential Advisors - New York Financial Group**

360 Hamilton Avenue, 9th Floor White Plains, NY 10601

MAP

(914) 486-0908

**Signature Bank**

1C Quaker Ridge Road New Rochelle, NY 10804

MAP

(914) 712-2210

**Ridgewood Savings Bank**

382 Pelham Road New Rochelle, NY 10805

MAP

(914) 576-3200

**Sia Tax Relief Inc.**

398 North Avenue, Suite 202 New Rochelle, NY 10801

MAP

(914) 712-6929

**Benchmark Title Agency, LLC**

MAP

222 Bloomingdale Road Suite 102 White Plains, NY 10605

(914) 417-8405

---

### Edward Jones

50 Paine Avenue New Rochelle, NY 10804

MAP

(914) 246-7236

---

### Band, Rosenbaum & Martin P.C. Certified Public Accountants

440 Mamaroneck Ave Suite 508 Harrison, NY 10528

MAP

(914) 636-7200

---

### Masterpiece Accounting Services, Inc.

2 Hamilton Avenue, Suite 206 New Rochelle, NY 10801

MAP

(914) 752-3632

---

### JP Morgan Chase

35 Fifth Ave. New Rochelle, NY 10803

MAP

(914) 636-0259

---

### Biskup & Bravo

271 North Avenue; Ste 816 New Rochelle, NY 10801

MAP

(914) 576-0777

---

### Aging Issues Info

56 Harrison Street Suite 203-1 New Rochelle, NY 10801

MAP

(914) 468-0186

---

### Fidelis Care

419B South Broadway Yonkers , NY 10705

MAP

(914) 233-5222

---

[Business Directory](#) [Events Calendar](#) [Contact Us](#) [Weather](#) [Join The Chamber](#)



Printed courtesy of [www.newrochellechamber.org](http://www.newrochellechamber.org) – Contact the Chamber of Commerce of New Rochelle for more information.

417 North Avenue, New Rochelle, NY 10801 – (914) 632-5700 – [info@newrochellechamber.org](mailto:info@newrochellechamber.org)

# Government, Education & Individuals

Narrow search by:

## The Guidance Center of Westchester

NY

MAP

(914) 613-0700

## Anna & Jack's Treehouse

138 Center Avenue New Rochelle, NY 10801

MAP

(914) 633-3971

## Hudson Country Montessori School

340 Quaker Ridge Rd New Rochelle, NY 10804

MAP

(914) 636-6202

## Great Generations

1890 Palmer Ave. Suite 302 Larchmont, NY 10538

MAP

(844) 546-7222

## Thornton-Donovan School

100 Overlook Circle New Rochelle, NY 10804

MAP

(914) 632-8836

## City School District of New Rochelle

515 North Avenue New Rochelle, NY 10801

MAP

(914) 576-4200

## Monroe College

434 Main Street New Rochelle, NY 10801

MAP

(914) 740-6803

## Inspire Academy Middle School

10 Mill Road New Rochelle, NY 10801

MAP

(914) 266-0212

## New Rochelle Day Nursery

115 Clinton Avenue New Rochelle, NY 10801

MAP

(914) 632-2093

## Open Door Educational Consultants LLC

118 Winding Brook Road New Rochelle, NY 10804

MAP

(914) 576-6908

## Westchester School for Special Children

45 Park Avenue Yonkers, NY 10703

MAP

(914) 376-4300

## The College of New Rochelle

MAP

29 Castle Place New Rochelle, NY 10805

(914) 654-5501

---

### Salesian High School

148 E Main St New Rochelle, NY 10801

MAP

(914) 632-0248

---

### Iona College

715 North Avenue New Rochelle, NY 10801

MAP

(914) 633-2412

---

[Business Directory](#) [Events Calendar](#) [Contact Us](#) [Weather](#) [Join The Chamber](#)



Printed courtesy of [www.newrochellechamber.org](http://www.newrochellechamber.org) – Contact the Chamber of Commerce of New Rochelle for more information.

417 North Avenue, New Rochelle, NY 10801 – (914) 632-5700 – [info@newrochellechamber.org](mailto:info@newrochellechamber.org)

# Health Care & Beauty

Narrow search by:

## New Rochelle Radiology

175 Memorial Highway New Rochelle, NY 10801

MAP

(914) 633-7700

## Envisage Optical

499 Main Street New Rochelle, NY 10801

MAP

(914) 235-5222

## White Plains Hospital

4 East Post Road White Plains, NY 10601

MAP

(914) 681-2380

## New Rochelle Physical Therapy

466 Main Street Suite 200 New Rochelle, NY 10801

MAP

(914) 632-1100

## McLaren's Age Reversing Wellness Center

557 Main St. Ste 201 New Rochelle, NY 10801

MAP

(914) 278-9394

## Fidelis Care

419B South Broadway Yonkers , NY 10705

MAP

(914) 233-5222

## Montefiore New Rochelle

16 Guion Place New Rochelle, NY 10801

MAP

(914) 365-3635

[Business Directory](#) [Events Calendar](#) [Contact Us](#) [Weather](#) [Join The Chamber](#)



Printed courtesy of [www.newrochellechamber.org](http://www.newrochellechamber.org) – Contact the Chamber of Commerce of New Rochelle for more information.

417 North Avenue, New Rochelle, NY 10801 – (914) 632-5700 – [info@newrochellechamber.org](mailto:info@newrochellechamber.org)

# Legal

Narrow search by:

## Murphy, Higgins & Schiavetta

One Radisson Plaza, 9th Floor New Rochelle, NY 10801

[MAP](#)[\(914\) 712-1100](#)

## MAKER. FRAGALE & DI COSTANZO. LLP

350 Theodore Fremd Avenue Rye, NY 10580

[MAP](#)[\(914\) 925-1010](#)

## Olga Berde Mahl & Associates

271 North Avenue; Suite 917 New Rochelle, NY 10801

[MAP](#)[\(212\) 260-9655](#)

## New Rochelle Bar Association

Post Office Box 1863 New Rochelle, NY 10802

[MAP](#)[\(914\) 365-1313](#)

## Aging Issues Info

56 Harrison Street Suite 203-1 New Rochelle, NY 10801

[MAP](#)[\(914\) 468-0186](#)

## Reville & Cullen

540 North Avenue New Rochelle, NY 10801

[MAP](#)[\(914\) 632-7275](#)

## James Maisano, Esq.

93 Wilson Drive New Rochelle, NY 10801

[MAP](#)[\(914\) 636-1621](#)

[Business Directory](#) [Events Calendar](#) [Contact Us](#) [Weather](#) [Join The Chamber](#)

Powered by  
**GrowthZone**

Printed courtesy of [www.newrochellechamber.org](http://www.newrochellechamber.org) – Contact the Chamber of Commerce of New Rochelle for more information.

417 North Avenue, New Rochelle, NY 10801 – (914) 632-5700 – [info@newrochellechamber.org](mailto:info@newrochellechamber.org)

# Lodging & Travel

Narrow search by:

## Asante Travel Inc.

781 Pelham Rd. Apt. 2F New Rochelle, NY 10805

[MAP](#)[\(914\) 636-6017](#)

---

## Radisson - New Rochelle

1 Radisson Plaza New Rochelle, NY 10801

[MAP](#)[\(914\) 576-3700](#)

---

[Business Directory](#) [Events Calendar](#) [Contact Us](#) [Weather](#) [Join The Chamber](#)

Powered by  
**GrowthZone**

Printed courtesy of [www.newrochellechamber.org](http://www.newrochellechamber.org) – Contact the Chamber of Commerce of New Rochelle for more information.

417 North Avenue, New Rochelle, NY 10801 – (914) 632-5700 – [info@newrochellechamber.org](mailto:info@newrochellechamber.org)



# Manufacturing, Production & Wholesale

Narrow search by:

**Transpo Industries, Inc.**

20 Jones Street New Rochelle, NY 10801

MAP

(914) 636-1000

---

[Business Directory](#) [Events Calendar](#) [Contact Us](#) [Weather](#) [Join The Chamber](#)



Printed courtesy of [www.newrochellechamber.org](http://www.newrochellechamber.org) – Contact the Chamber of Commerce of New Rochelle for more information.

417 North Avenue, New Rochelle, NY 10801 – (914) 632-5700 – [info@newrochellechamber.org](mailto:info@newrochellechamber.org)

# Personal Services & Care

Narrow search by:

## Riverside Memorial Chapel

21 West Broad Street Mount Vernon, NY 10552

[MAP](#)[\(914\) 664-6800](#)

## Barney McClanahan Funeral Home

30 Winthrop Ave New Rochelle, NY 10801

[MAP](#)[\(914\) 632-8970](#)

## Lloyd Maxcy & Sons Beauchamp Chapel, Inc.

16 Shea Place New Rochelle, NY 10801

[MAP](#)[\(914\) 632-2700](#)

## The Guidance Center of Westchester

NY

[MAP](#)[\(914\) 613-0700](#)

## Phenix Salon Suites

77 Quaker Ridge Road New Rochelle, NY 10804

[MAP](#)[\(845\) 651-3811](#)

## Garito Manor

180 Union Avenue New Rochelle, NY 10801

[MAP](#)[\(914\) 636-4200](#)

## United Hebrew of New Rochelle

391 Pelham Road New Rochelle, NY 10805

[MAP](#)[\(914\) 632-2804](#)

## Schweiger Dermatology Group

14 Lawton Street New Rochelle, NY 10801

[MAP](#)[\(646\) 604-4356](#)

## Pelham Funeral Home

64 Lincoln Ave Pelham, NY 10803

[MAP](#)[\(914\) 739-1060](#)

## Storage Post Self Storage

363 Huguenot Street New Rochelle, NY 10801

[MAP](#)[\(914\) 704-8131](#)

## Dumont Center for Rehabilitation & Nursing Care

676 Pelham Road New Rochelle, NY 10805

[MAP](#)[\(914\) 632-9600](#)



Printed courtesy of [www.newrochellechamber.org](http://www.newrochellechamber.org) – Contact the Chamber of Commerce of New Rochelle for more information.

417 North Avenue, New Rochelle, NY 10801 – (914) 632-5700 – [info@newrochellechamber.org](mailto:info@newrochellechamber.org)

# Pet Care

Narrow search by:

## Dogtopia

505 Fifth Avenue New Rochelle, NY 10801

[MAP](#)[\(914\) 529-2585](#)

---

## Paws on Fifth

308 Fifth Ave Pelham, NY 10803

[MAP](#)[\(914\) 738-3850](#)

---

[Business Directory](#) [Events Calendar](#) [Contact Us](#) [Weather](#) [Join The Chamber](#)



Printed courtesy of [www.newrochellechamber.org](http://www.newrochellechamber.org) – Contact the Chamber of Commerce of New Rochelle for more information.

417 North Avenue, New Rochelle, NY 10801 – (914) 632-5700 – [info@newrochellechamber.org](mailto:info@newrochellechamber.org)

# Public Utilities & Environment

Narrow search by:

## Suez Water Westchester

2525 Palmer Avenue New Rochelle, NY 10801

MAP

(914) 637-5302

---

[Business Directory](#) [Events Calendar](#) [Contact Us](#) [Weather](#) [Join The Chamber](#)



Printed courtesy of [www.newrochellechamber.org](http://www.newrochellechamber.org) – Contact the Chamber of Commerce of New Rochelle for more information.

417 North Avenue, New Rochelle, NY 10801 – (914) 632-5700 – [info@newrochellechamber.org](mailto:info@newrochellechamber.org)

# Real Estate, Moving & Storage

Narrow search by:

## The Professional Office Building

421 Huguenot Street New Rochelle, NY 10801

[MAP](#)[\(914\) 671-3384](#)

## Librett Real Estate Group

PO Box 8613 Pelham Manor, NY 10803

[MAP](#)[\(914\) 636-6100](#)

## Kaufman Organization

450 Seventh Avenue New York, NY 10123

[MAP](#)[\(212\) 563-6252](#)

## Julia B. Fee Sotheby's - Kate Mercado

1315 North Avenue New Rochelle, NY 10804

[MAP](#)[\(914\) 355-8069](#)

## Douglas Elliman Real Estate - Deborah Baumohl

402 Main Street Armonk, NY 10504

[MAP](#)[914-273-1001](#)

## Julia B. Fee Sotheby's - Gay Rosen

1946 Palmer Avenue Larchmont, NY 10538

[MAP](#)[\(914\) 907-2645](#)

## Julia B. Fee Sotheby's - Jane Murray

1946 Palmer Avenue Larchmont, NY 10538

[MAP](#)[\(914\) 834-0270](#)

## Houlihan Lawrence

15 Quaker Ridge Road New Rochelle, NY 10804

[MAP](#)[\(914\) 636-6700](#)

## Coldwell Banker, John Lanser III

177A Main Street #235 New Rochelle, NY 10801

[MAP](#)[\(845\) 461-3653](#)

## Douglas Elliman Real Estate - Risa Heisner

402 Main Street Armonk, NY 10504

[MAP](#)[914-273-1001](#)

## Century 21 Marciano Real Estate

546 North Avenue New Rochelle, NY 10801

[MAP](#)[\(914\) 235-4996](#)

## Douglas Elliman Real Estate - Valerie Vanadia

[MAP](#)

---

[Business Directory](#) [Events Calendar](#) [Contact Us](#) [Weather](#) [Join The Chamber](#)



Printed courtesy of [www.newrochellechamber.org](http://www.newrochellechamber.org) – Contact the Chamber of Commerce of New Rochelle for more information.

417 North Avenue, New Rochelle, NY 10801 – (914) 632-5700 – [info@newrochellechamber.org](mailto:info@newrochellechamber.org)



# Religious Organizations

Narrow search by:

**Family Christian Center**

592 Main Street New Rochelle, NY 10801

MAP

(914) 632-6329

**Young Israel of New Rochelle**

1149 North Avenue New Rochelle, NY 10804

MAP

(914) 636-2215 X302

**Union Baptist Church**

466 Main St Suite #80 New Rochelle, NY 10801

MAP

(914) 632-3627

[Business Directory](#) [Events Calendar](#) [Contact Us](#) [Weather](#) [Join The Chamber](#)



Printed courtesy of [www.newrochellechamber.org](http://www.newrochellechamber.org) – Contact the Chamber of Commerce of New Rochelle for more information.  
417 North Avenue, New Rochelle, NY 10801 – (914) 632-5700 – [info@newrochellechamber.org](mailto:info@newrochellechamber.org)

# Restaurants, Food & Beverages

Narrow search by:

## Smokehouse Tailgate Grill

607 North Avenue New Rochelle, NY 10801

[MAP](#)[\(914\) 813-8686](#)

## Empire City Casino at Yonkers Raceway

810 Yonkers Avenue Yonkers, NY 10704

[MAP](#)[\(914\) 457-2431](#)

## Hurley's Steakhouse + Pub

15 Divison Street New Rochelle, NY 10801

[MAP](#)[\(914\) 738-6000](#)

## Modern Restaurant & Lounge

310 Huguenot Street New Rochelle, NY 10801

[MAP](#)[\(914\) 633-9479](#)

## Tzatziki Greek Grill

1 Huguenot Street New Rochelle, NY 10801

[MAP](#)[\(914\) 738-2737](#)

## Fratelli Pizza

9A Huguenot Street New Rochelle, NY 10801

[MAP](#)[\(914\) 633-1990](#)

## Surf Club on the Sound

280 Davenport Avenue New Rochelle, NY 10801

[MAP](#)

## Pop's Espresso Bar

7B Huguenot Street New Rochelle, NY 10801

[MAP](#)[\(914\) 278-9533](#)

## Krave (A New New York Eatry)

177 A E Main Street New Rochelle, NY 10801

[MAP](#)[\(914\) 740-7240](#)

## VIP Country Club

600 Davenport New Rochelle, NY 10801

[MAP](#)[\(914\) 235-1500](#)

## The Davenport Mansion

400 Davenport Avenue New Rochelle, NY 10805

[MAP](#)[\(914\) 632-7800](#)

## Dubrovnik Restaurant

719 Main Street New Rochelle, NY 10801

[MAP](#)

[\(914\) 637-3777](#)

---

**Sage Café| Market| More**

700 North Ave New Rochelle, NY 10801

[MAP](#)[\(914\) 310-3020](#)

---

**Spectators Sports Pub & Restaurant**

219 North Avenue New Rochelle, NY 10801

[MAP](#)[\(914\) 636-9522](#)

---

**Beechmont Tavern**

750 North Avenue New Rochelle, NY 10801

[MAP](#)[\(914\) 636-9533](#)

---

**Applebee's**

25 LeCount Place New Rochelle, NY 10801

[MAP](#)[\(914\) 654-0991](#)

---

**La Casona**

238 Washington Ave New Rochelle, NY 10801

[MAP](#)[\(914\) 365-2389](#)

---

**Maria Restaurant**

11 Huguenot Street New Rochelle, NY 10801

[MAP](#)[\(914\) 278-9533](#)

---

**Texas Roadhouse**

181 Huguenot Street New Rochelle, NY 10801

[MAP](#)[\(914\) 632-7427](#)

---

[Business Directory](#) [Events Calendar](#) [Contact Us](#) [Weather](#) [Join The Chamber](#)

Printed courtesy of [www.newrochellechamber.org](http://www.newrochellechamber.org) – Contact the Chamber of Commerce of New Rochelle for more information.

417 North Avenue, New Rochelle, NY 10801 – (914) 632-5700 – [info@newrochellechamber.org](mailto:info@newrochellechamber.org)

# Shopping & Specialty Retail

Narrow search by:

**Curtain Shop**

541 Main Street New Rochelle, NY 10801

MAP

(914) 636-8794

**Caly Services & Janitorial Supply**

393 Huguenot Street New Rochelle, NY 10801

MAP

(914) 235-9489

**Liebman's**

510 Main Street New Rochelle, NY 10801

MAP

(914) 632-2770

**Jan Mar Trophy Co., Inc.**

524 North Avenue New Rochelle, NY 10801

MAP

(914) 576-1365

**T.F. Andrew**

607 Main Street New Rochelle, NY 10801

MAP

(914) 654-8000

[Business Directory](#) [Events Calendar](#) [Contact Us](#) [Weather](#) [Join The Chamber](#)



Printed courtesy of [www.newrochellechamber.org](http://www.newrochellechamber.org) – Contact the Chamber of Commerce of New Rochelle for more information.  
417 North Avenue, New Rochelle, NY 10801 – (914) 632-5700 – [info@newrochellechamber.org](mailto:info@newrochellechamber.org)

# Sports, Recreation & Fitness

Narrow search by:

## Youth Soccer of New Rochelle

PO Box 373 New Rochelle, NY 10801

[MAP](#)[\(914\) 595-1725](#)

## True ChampionZ Martial Arts Westchester Krav Maga

21 Quaker Ridge Road New Rochelle, NY 10801

## New Rochelle Racquet Club

2550 Palmer Avenue New Rochelle, NY 10801

[MAP](#)[\(914\) 636-1003](#)

## Justin Sherman Baseball

32 Lambert Lane New Rochelle, NY 10804

[MAP](#)[\(914\) 420-8418](#)

## A-Game Sports

856 Main Street New Rochelle, NY 10801

[MAP](#)[\(914\) 278-9477](#)

## Champs Boxing Club

7 South Division Street; 2nd Floor New Rochelle, NY 10805

[MAP](#)[\(917\) 373-9220](#)

## The Studios at Pine Brook Fitness

130 Rhodes Street New Rochelle, NY 10801

[MAP](#)[\(914\) 636-1019](#)

## The Rock Club

130 Rhodes Street New Rochelle, NY 10801

[MAP](#)[\(914\) 633-7625](#)

## New York Empire

92 North Avenue New Rochelle, NY 10801

[MAP](#)[\(203\) 441-8317](#)

## Kinetic Sports Club

872 Pelham Parkway Pelham Manor, NY 10803

[MAP](#)[\(914\) 738-4000](#)

[Business Directory](#) [Events Calendar](#) [Contact Us](#) [Weather](#) [Join The Chamber](#)

Powered by  
**GrowthZone**

Printed courtesy of [www.newrochellechamber.org](http://www.newrochellechamber.org) – Contact the Chamber of Commerce of New Rochelle for more information.

417 North Avenue, New Rochelle, NY 10801 – (914) 632-5700 – [info@newrochellechamber.org](mailto:info@newrochellechamber.org)

# Transportation

Narrow search by:

## New Rochelle Bike Share

33 West 26th Street, 5th Floor New York, NY 10018

MAP

(845) 661-4925

---

[Business Directory](#) [Events Calendar](#) [Contact Us](#) [Weather](#) [Join The Chamber](#)



Printed courtesy of [www.newrochellechamber.org](http://www.newrochellechamber.org) – Contact the Chamber of Commerce of New Rochelle for more information.

417 North Avenue, New Rochelle, NY 10801 – (914) 632-5700 – [info@newrochellechamber.org](mailto:info@newrochellechamber.org)



**EXHIBIT G(b)**

**(New York Giants Attendance and Driving Directions)**

# NFL Attendance - 2018

Season: 2018 ▼

Stadium 


2018 Attendance		Home				Road				Overall			
RK	TEAM	GMS	TOTAL	AVG	PCT	GMS	TOTAL	AVG	PCT	GMS	TOTAL	AVG	PCT
1	<a href="#">Dallas</a>	8	732,958	91,619	91.6	8	570,435	71,304	97.2	16	1,303,393	81,462	94.0
2	<a href="#">NY Jets</a>	8	623,856	77,982	94.5	8	506,967	63,370	95.1	16	1,130,823	70,676	94.8
3	<a href="#">Green Bay</a>	8	622,677	77,834	95.6	8	541,165	67,645	92.4	16	1,163,842	72,740	94.1
4	<a href="#">NY Giants</a>	8	615,525	76,940	93.3	8	567,607	70,950	94.0	16	1,183,132	73,945	93.6
5	<a href="#">Denver</a>	8	611,571	76,446	100.4	8	480,753	60,094	93.9	16	1,092,324	68,270	97.4
6	<a href="#">Kansas City</a>	8	607,780	75,972	99.4	8	499,596	62,449	95.5	16	1,107,376	69,211	97.6
7	<a href="#">Carolina</a>	8	590,182	73,772	100.0	8	512,574	64,071	90.6	16	1,102,756	68,922	95.4
8	<a href="#">New Orleans</a>	8	584,411	73,051	100.1	8	563,289	70,411	93.8	16	1,147,700	71,731	96.9
9	<a href="#">Atlanta</a>	8	583,184	72,898	97.2	8	535,959	66,994	92.2	16	1,119,143	69,946	94.7
10	<a href="#">Los Angeles</a>	8	579,439	72,429	77.4	8	522,970	65,371	98.1	16	1,102,409	68,900	86.0
11	<a href="#">Houston</a>	8	574,439	71,804	99.7	8	538,041	67,255	93.4	16	1,112,480	69,530	96.6
12	<a href="#">Baltimore</a>	8	563,451	70,431	99.2	8	489,932	61,241	93.7	16	1,053,383	65,836	96.6
13	<a href="#">Philadelphia</a>	8	557,568	69,696	100.1	8	592,169	74,021	93.4	16	1,149,737	71,858	96.6
14	<a href="#">San Francisco</a>	8	553,190	69,148	100.9	8	499,264	62,408	91.7	16	1,052,454	65,778	96.3
15	<a href="#">Seattle</a>	8	552,009	69,001	100.4	8	566,093	70,761	101.3	16	1,118,102	69,881	100.8
16	<a href="#">Minnesota</a>	8	534,491	66,811	99.9	8	556,343	69,542	94.7	16	1,090,834	68,177	97.2
17	<a href="#">Jacksonville</a>	7	466,719	66,674	98.3	8	557,310	69,663	92.9	15	1,024,029	68,268	95.3
18	<a href="#">New England</a>	8	527,024	65,878	100.0	8	541,506	67,688	98.4	16	1,068,530	66,783	99.2
19	<a href="#">Cleveland</a>	8	526,122	65,765	97.5	8	519,319	64,914	94.8	16	1,045,441	65,340	96.2
20	<a href="#">Miami</a>	8	524,480	65,560	101.2	8	537,700	67,212	94.5	16	1,062,180	66,386	97.7
21	<a href="#">Buffalo</a>	8	519,695	64,961	90.4	8	553,204	69,150	97.5	16	1,072,899	67,056	93.9
22	<a href="#">Tennessee</a>	8	516,161	64,520	93.3	7	491,632	70,233	94.2	15	1,007,793	67,186	93.7
23	<a href="#">Pittsburgh</a>	8	507,651	63,456	92.8	8	532,858	66,607	98.2	16	1,040,509	65,031	95.5
24	<a href="#">Detroit</a>	8	502,361	62,795	97.4	8	552,267	69,033	95.2	16	1,054,628	65,914	96.2
25	<a href="#">Arizona</a>	8	496,111	62,013	95.4	8	522,016	65,252	93.6	16	1,018,127	63,632	94.5
26	<a href="#">Chicago</a>	8	494,525	61,815	100.5	8	555,118	69,389	98.2	16	1,049,643	65,602	99.3
27	<a href="#">Washington</a>	8	488,227	61,028	74.4	8	554,940	69,367	93.6	16	1,043,167	65,197	83.5
28	<a href="#">Indianapolis</a>	8	473,598	59,199	94.0	8	532,763	66,595	94.3	16	1,006,361	62,897	94.1

29	<a href="#">Oakland</a>	8	463,353	57,919	103.4	8	491,905	61,488	95.6	16	955,258	59,703	99.3
30	<a href="#">Tampa Bay</a>	8	434,855	54,356	82.8	8	564,988	70,623	93.8	16	999,843	62,490	88.7
31	<a href="#">Cincinnati</a>	8	406,028	50,753	77.5	8	505,261	63,157	96.8	16	911,289	56,955	87.1
32	<a href="#">Los Angeles</a>	8	262,145	32,768	121.4	8	541,411	67,676	93.6	16	803,556	50,222	101.1



**Cutest Couples at the 2019 GRAMMYs**

*Family Minded*



**The 17 Worst Quarterbacks Drafted in The 1st-Round Since 2000**

*The Sports Drop*



**The Most Daring Dresses At The 2019 Grammy Awards**

*Livingly*



**[Photos] You Don't Realize How Big He Is Until You See Him**

*Bob's Hideout*



**Make More Interest in 2019 With A New High-Interest Rate Savings Account**

*Yahoo! Search*



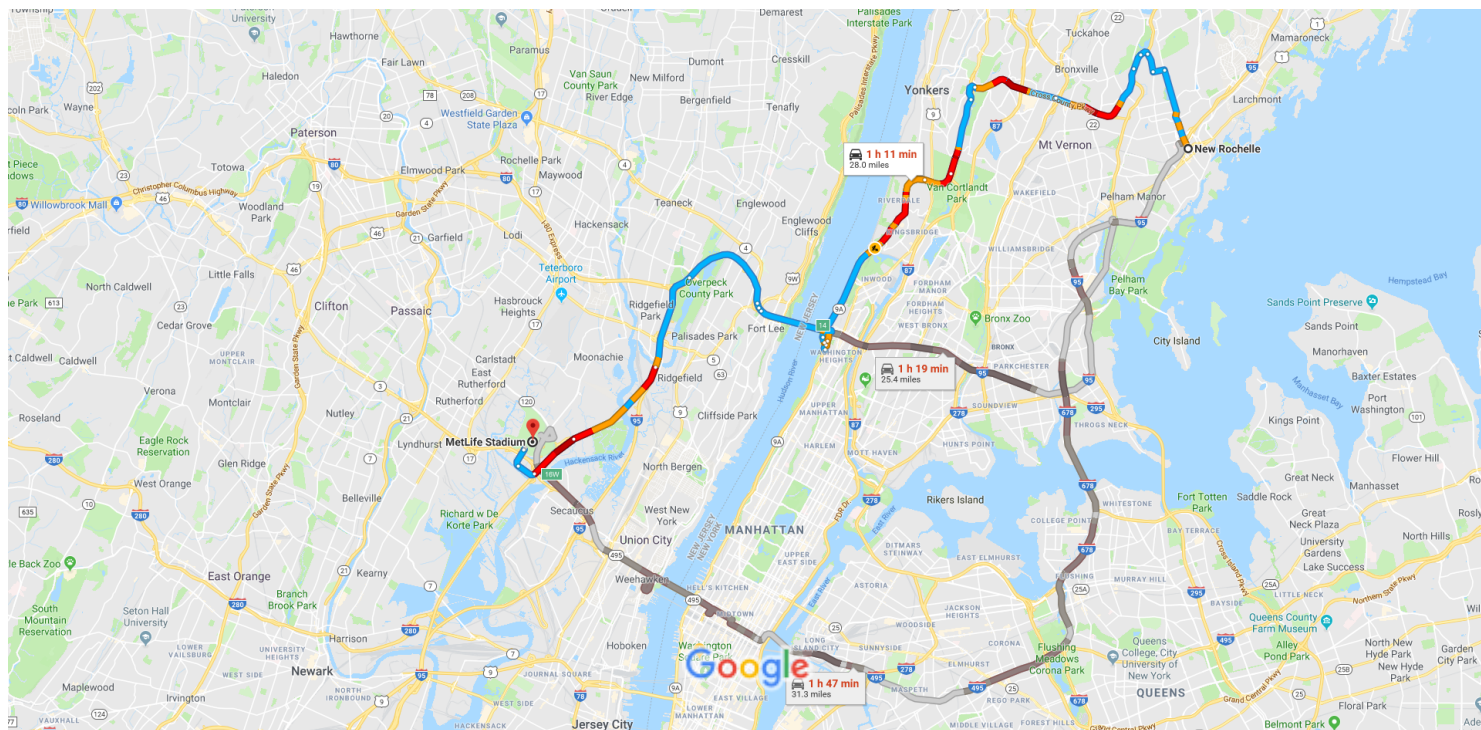
**The 20 Best Quarterbacks Of All-Time (Peyton Doesn't Even Crack The Top 3!)**

*New Arena*



## New Rochelle, NY to MetLife Stadium

Drive 28.0 miles, 1 h 11 min



Map data ©2019 Google 2 mi



via I-95

1 h 11 min

Fastest route now, avoids slowdown on I-95 S 28.0 miles

⚠ This route has tolls.



via I-95 S and I-95

1 h 19 min

Slowdown on I-95 S causing 34-min delay 25.4 miles



via I-678 S


1 h 47 min

Heavy traffic, as usual 31.3 miles

## **EXHIBIT H**

**(Iona College Facts)**





# Fast Facts

[Home](#) > [About](#) > [Fast Facts](#)

## Academics

## Admissions

## Athletics

## Student Life

## Support Iona

## About

[Social Media Hub](#)

[Fast Facts](#)

[History & Mission](#)

[Visiting Campus](#)

[Visitor Guide](#)

[Accreditation & Awards](#)

[College News & Events](#)

[Office of the President](#)

[Office of the Provost](#)

[Administrative Offices & Departments](#)

[Employment Opportunities](#)

[Student Consumer Information](#)

[Iona in the Community](#)

## Iona at a Glance

Take a moment to browse our website and learn about the characteristics that set us apart: the small class sizes, highly accredited programs, numerous cultural, athletic and service opportunities, a tight-knit community and outstanding resources that nurture student success at Iona. The Iona community truly moves the world.

## History

Established in 1940 as a Catholic college in the tradition of the Christian Brothers and American Catholic higher education.

## Campus

Located in New Rochelle (Westchester County), New York. Two miles from Long Island Sound and 20 miles north of Midtown Manhattan. We also offer graduate courses in Manhattan.

## Enrollment

- > 3,792 total students
- > 3,178 undergraduate students
- > 614 graduate students

## Characteristics of the Student Body

- > 860 first-time, full-time freshmen
  - > 51% female students, 49% male students
  - > 43% underrepresented minority population
- > Most recent six-year graduation rate of 64% (fall 2011 cohort)

## Academics

- > 60 degree programs of study and over 40 minors
- > Five-year Bachelor's/Master's degree programs in Chemistry, Computer Science, Criminal Justice, English, History, Mass Communications, Mathematics and Psychology
- > Over 40 graduate programs through the School of Arts & Science and the School of Business
- > Fast-track MBA program
- > Over 45,000 alumni across the globe

## Move the World



Learn what we mean when we say "Move the World" -- through stories and video -- and share your own Iona story.

[EXPLORE STORIES](#)

## Student Success

*By taking advantage of many leadership opportunities at Iona, Bayonia is gaining skills to move the world.*



**Bayonia Marshall '15**

International Business

[READ ABOUT BAYONIA](#)

## Student Life

- > More than 80 different clubs, organizations, and student groups on campus
- > 450 student activities per year
- > 1,361 undergraduate students living on campus
- > 63% of first-year class living on campus
- > Students from over 45 countries enrolled

## Athletics: NCAA Division I program with 21 varsity teams

- > Men: Baseball, Basketball, Cross Country, Golf, Rowing, Soccer, Swimming & Diving, Track & Field, Water Polo
- > Women: Basketball, Cross Country, Lacrosse, Rowing, Soccer, Softball, Swimming & Diving, Track & Field, Volleyball, Water Polo

## Student-Faculty Ratio

15 to 1

*The above data reflects the 2017-18 academic year.*

### Academics

- Programs & Courses
- School of Arts & Science
- LaPenta School of Business
- Accreditations & Awards
- Registrar
- Faculty Accomplishments
- Libraries
- Academic Resources & Advising
- Career Development

### Admissions

- Apply Online
- Freshman
- Transfer
- Graduate
- International
- Contact Admissions

### Athletics

- Shop Online
- Tickets
- Donate

### Student Life

- Housing & Living Environments
- Student Experience & Activities
- Health Wellness & Safety
- Student Financial Services
- Student Resources

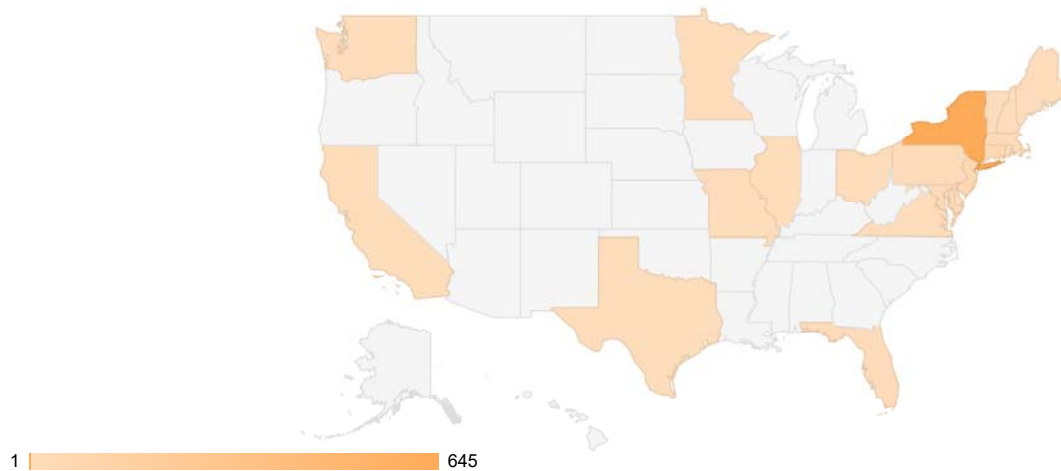
### About

- Social Media Hub
- Fast Facts
- History & Mission
- Visiting Campus
- Accreditation & Awards
- College News & Events
- Office of the President
- Administrative Offices & Departments
- Employment Opportunities
- Student Consumer Information
- Iona in the Community

Connect with IONA



## Iona College Undergraduate Geographic Diversity Breakdown

[Facebook](#)[Twitter](#)[Email](#)[Pinterest](#)[More](#)

Top States	Percent of Undergrads
New York	75.0%
New Jersey	8.1%
Connecticut	7.0%
Maryland	1.4%
Massachusetts	1.4%
Rhode Island	1.4%
Florida	1.0%
Pennsylvania	0.9%
Illinois	0.7%
California	0.6%



## **EXHIBIT I**

**(U.S. Census American FactFinder Data)**



DP03

## SELECTED ECONOMIC CHARACTERISTICS

2013-2017 American Community Survey 5-Year Estimates

Supporting documentation on code lists, subject definitions, data accuracy, and statistical testing can be found on the American Community Survey website in the Technical Documentation section.

Sample size and data quality measures (including coverage rates, allocation rates, and response rates) can be found on the American Community Survey website in the Methodology section.

Although the American Community Survey (ACS) produces population, demographic and housing unit estimates, it is the Census Bureau's Population Estimates Program that produces and disseminates the official estimates of the population for the nation, states, counties, cities, and towns and estimates of housing units for states and counties.

Subject	New Rochelle city, New York			
	Estimate	Margin of Error	Percent	Percent Margin of Error
<b>EMPLOYMENT STATUS</b>				
Population 16 years and over	65,306	+/-571	65,306	(X)
In labor force	42,638	+/-1,008	65.3%	+/-1.4
Civilian labor force	42,638	+/-1,008	65.3%	+/-1.4
Employed	39,510	+/-1,081	60.5%	+/-1.6
Unemployed	3,128	+/-391	4.8%	+/-0.6
Armed Forces	0	+/-27	0.0%	+/-0.1
Not in labor force	22,668	+/-964	34.7%	+/-1.4
Civilian labor force	42,638	+/-1,008	42,638	(X)
Unemployment Rate	(X)	(X)	7.3%	+/-0.9
Females 16 years and over	33,706	+/-619	33,706	(X)
In labor force	19,844	+/-798	58.9%	+/-2.0
Civilian labor force	19,844	+/-798	58.9%	+/-2.0
Employed	18,266	+/-827	54.2%	+/-2.1
Own children of the householder under 6 years	5,227	+/-474	5,227	(X)
All parents in family in labor force	3,723	+/-485	71.2%	+/-5.2
Own children of the householder 6 to 17 years	10,988	+/-616	10,988	(X)
All parents in family in labor force	7,583	+/-587	69.0%	+/-4.1
<b>COMMUTING TO WORK</b>				
Workers 16 years and over	38,520	+/-1,088	38,520	(X)
Car, truck, or van -- drove alone	20,665	+/-967	53.6%	+/-2.0
Car, truck, or van -- carpooled	3,455	+/-443	9.0%	+/-1.1
Public transportation (excluding taxicab)	9,047	+/-801	23.5%	+/-1.9
Walked	2,621	+/-393	6.8%	+/-1.0
Other means	776	+/-206	2.0%	+/-0.5
Worked at home	1,956	+/-272	5.1%	+/-0.7
Mean travel time to work (minutes)	32.1	+/-0.9	(X)	(X)

Subject	New Rochelle city, New York			
	Estimate	Margin of Error	Percent	Percent Margin of Error
OCCUPATION				
Civilian employed population 16 years and over	39,510	+/-1,081	39,510	(X)
Management, business, science, and arts occupations	17,152	+/-745	43.4%	+/-1.7
Service occupations	8,343	+/-672	21.1%	+/-1.6
Sales and office occupations	7,894	+/-603	20.0%	+/-1.4
Natural resources, construction, and maintenance occupations	3,505	+/-425	8.9%	+/-1.1
Production, transportation, and material moving occupations	2,616	+/-371	6.6%	+/-0.9
INDUSTRY				
Civilian employed population 16 years and over	39,510	+/-1,081	39,510	(X)
Agriculture, forestry, fishing and hunting, and mining	86	+/-77	0.2%	+/-0.2
Construction	3,132	+/-409	7.9%	+/-1.0
Manufacturing	1,511	+/-259	3.8%	+/-0.7
Wholesale trade	1,120	+/-259	2.8%	+/-0.6
Retail trade	3,508	+/-474	8.9%	+/-1.2
Transportation and warehousing, and utilities	1,422	+/-342	3.6%	+/-0.8
Information	1,131	+/-196	2.9%	+/-0.5
Finance and insurance, and real estate and rental and leasing	3,051	+/-354	7.7%	+/-0.9
Professional, scientific, and management, and administrative and waste management services	5,294	+/-514	13.4%	+/-1.3
Educational services, and health care and social assistance	11,369	+/-879	28.8%	+/-2.0
Arts, entertainment, and recreation, and accommodation and food services	3,837	+/-556	9.7%	+/-1.3
Other services, except public administration	2,412	+/-351	6.1%	+/-0.9
Public administration	1,637	+/-311	4.1%	+/-0.8
CLASS OF WORKER				
Civilian employed population 16 years and over	39,510	+/-1,081	39,510	(X)
Private wage and salary workers	31,216	+/-1,020	79.0%	+/-1.7
Government workers	5,363	+/-603	13.6%	+/-1.4
Self-employed in own not incorporated business workers	2,809	+/-376	7.1%	+/-0.9
Unpaid family workers	122	+/-66	0.3%	+/-0.2
INCOME AND BENEFITS (IN 2017 INFLATION-ADJUSTED DOLLARS)				
Total households	28,463	+/-491	28,463	(X)
Less than \$10,000	1,389	+/-268	4.9%	+/-0.9
\$10,000 to \$14,999	1,513	+/-312	5.3%	+/-1.1
\$15,000 to \$24,999	2,021	+/-317	7.1%	+/-1.1
\$25,000 to \$34,999	2,264	+/-379	8.0%	+/-1.3
\$35,000 to \$49,999	2,726	+/-376	9.6%	+/-1.3
\$50,000 to \$74,999	4,145	+/-445	14.6%	+/-1.5
\$75,000 to \$99,999	2,961	+/-398	10.4%	+/-1.4
\$100,000 to \$149,999	4,601	+/-544	16.2%	+/-1.9
\$150,000 to \$199,999	2,404	+/-255	8.4%	+/-0.9
\$200,000 or more	4,439	+/-329	15.6%	+/-1.2
Median household income (dollars)	77,320	+/-5,130	(X)	(X)
Mean household income (dollars)	121,268	+/-4,190	(X)	(X)
With earnings	22,393	+/-526	78.7%	+/-1.6
Mean earnings (dollars)	128,265	+/-4,997	(X)	(X)
With Social Security	8,766	+/-469	30.8%	+/-1.5
Mean Social Security income (dollars)	20,156	+/-771	(X)	(X)
With retirement income	4,899	+/-441	17.2%	+/-1.5
Mean retirement income (dollars)	31,069	+/-4,039	(X)	(X)
With Supplemental Security Income	1,417	+/-263	5.0%	+/-0.9

Subject	New Rochelle city, New York			
	Estimate	Margin of Error	Percent	Percent Margin of Error
Mean Supplemental Security Income (dollars)	8,984	+/-1,282	(X)	(X)
With cash public assistance income	654	+/-190	2.3%	+/-0.7
Mean cash public assistance income (dollars)	4,115	+/-1,259	(X)	(X)
With Food Stamp/SNAP benefits in the past 12 months	2,849	+/-340	10.0%	+/-1.2
Families	19,211	+/-452	19,211	(X)
Less than \$10,000	447	+/-141	2.3%	+/-0.7
\$10,000 to \$14,999	527	+/-175	2.7%	+/-0.9
\$15,000 to \$24,999	865	+/-236	4.5%	+/-1.2
\$25,000 to \$34,999	1,487	+/-314	7.7%	+/-1.6
\$35,000 to \$49,999	1,722	+/-305	9.0%	+/-1.5
\$50,000 to \$74,999	2,634	+/-339	13.7%	+/-1.7
\$75,000 to \$99,999	1,903	+/-336	9.9%	+/-1.7
\$100,000 to \$149,999	3,387	+/-421	17.6%	+/-2.1
\$150,000 to \$199,999	2,196	+/-251	11.4%	+/-1.3
\$200,000 or more	4,043	+/-309	21.0%	+/-1.7
Median family income (dollars)	100,207	+/-5,225	(X)	(X)
Mean family income (dollars)	148,909	+/-6,006	(X)	(X)
Per capita income (dollars)	44,440	+/-1,564	(X)	(X)
Nonfamily households	9,252	+/-540	9,252	(X)
Median nonfamily income (dollars)	41,703	+/-3,074	(X)	(X)
Mean nonfamily income (dollars)	59,491	+/-4,073	(X)	(X)
Median earnings for workers (dollars)	40,393	+/-2,365	(X)	(X)
Median earnings for male full-time, year-round workers (dollars)	68,118	+/-4,108	(X)	(X)
Median earnings for female full-time, year-round workers (dollars)	59,012	+/-3,903	(X)	(X)
HEALTH INSURANCE COVERAGE				
Civilian noninstitutionalized population	78,709	+/-236	78,709	(X)
With health insurance coverage	70,526	+/-864	89.6%	+/-1.1
With private health insurance	53,796	+/-1,187	68.3%	+/-1.5
With public coverage	25,734	+/-1,139	32.7%	+/-1.4
No health insurance coverage	8,183	+/-842	10.4%	+/-1.1
Civilian noninstitutionalized population under 19 years	18,163	+/-691	18,163	(X)
No health insurance coverage	767	+/-267	4.2%	+/-1.4
Civilian noninstitutionalized population 19 to 64 years	48,293	+/-754	48,293	(X)
In labor force:	38,420	+/-977	38,420	(X)
Employed:	35,702	+/-1,050	35,702	(X)
With health insurance coverage	30,323	+/-1,031	84.9%	+/-1.8
With private health insurance	27,139	+/-974	76.0%	+/-2.2
With public coverage	3,828	+/-536	10.7%	+/-1.4
No health insurance coverage	5,379	+/-698	15.1%	+/-1.8
Unemployed:	2,718	+/-350	2,718	(X)
With health insurance coverage	1,973	+/-324	72.6%	+/-7.2
With private health insurance	1,281	+/-279	47.1%	+/-8.6
With public coverage	782	+/-217	28.8%	+/-6.9
No health insurance coverage	745	+/-215	27.4%	+/-7.2
Not in labor force:	9,873	+/-716	9,873	(X)
With health insurance coverage	8,673	+/-700	87.8%	+/-2.8
With private health insurance	5,635	+/-499	57.1%	+/-3.4
With public coverage	3,782	+/-471	38.3%	+/-3.6
No health insurance coverage	1,200	+/-280	12.2%	+/-2.8

Subject	New Rochelle city, New York			
	Estimate	Margin of Error	Percent	Percent Margin of Error
PERCENTAGE OF FAMILIES AND PEOPLE WHOSE INCOME IN THE PAST 12 MONTHS IS BELOW THE POVERTY LEVEL				
All families	(X)	(X)	7.4%	+/-1.3
With related children of the householder under 18 years	(X)	(X)	11.4%	+/-2.2
With related children of the householder under 5 years only	(X)	(X)	9.7%	+/-5.1
Married couple families	(X)	(X)	4.5%	+/-1.3
With related children of the householder under 18 years	(X)	(X)	6.8%	+/-2.1
With related children of the householder under 5 years only	(X)	(X)	5.4%	+/-4.9
Families with female householder, no husband present	(X)	(X)	16.8%	+/-4.7
With related children of the householder under 18 years	(X)	(X)	27.7%	+/-8.6
With related children of the householder under 5 years only	(X)	(X)	32.9%	+/-33.1
All people	(X)	(X)	11.2%	+/-1.3
Under 18 years	(X)	(X)	14.2%	+/-2.7
Related children of the householder under 18 years	(X)	(X)	13.8%	+/-2.7
Related children of the householder under 5 years	(X)	(X)	15.7%	+/-4.9
Related children of the householder 5 to 17 years	(X)	(X)	13.2%	+/-3.1
18 years and over	(X)	(X)	10.4%	+/-1.2
18 to 64 years	(X)	(X)	10.5%	+/-1.3
65 years and over	(X)	(X)	10.2%	+/-2.3
People in families	(X)	(X)	7.8%	+/-1.4
Unrelated individuals 15 years and over	(X)	(X)	27.8%	+/-3.2

Data are based on a sample and are subject to sampling variability. The degree of uncertainty for an estimate arising from sampling variability is represented through the use of a margin of error. The value shown here is the 90 percent margin of error. The margin of error can be interpreted roughly as providing a 90 percent probability that the interval defined by the estimate minus the margin of error and the estimate plus the margin of error (the lower and upper confidence bounds) contains the true value. In addition to sampling variability, the ACS estimates are subject to nonsampling error (for a discussion of nonsampling variability, see Accuracy of the Data). The effect of nonsampling error is not represented in these tables.

Employment and unemployment estimates may vary from the official labor force data released by the Bureau of Labor Statistics because of differences in survey design and data collection. For guidance on differences in employment and unemployment estimates from different sources go to Labor Force Guidance.

Workers include members of the Armed Forces and civilians who were at work last week.

Industry codes are 4-digit codes and are based on the North American Industry Classification System 2012. The Industry categories adhere to the guidelines issued in Clarification Memorandum No. 2, "NAICS Alternate Aggregation Structure for Use By U.S. Statistical Agencies," issued by the Office of Management and Budget.

Occupation codes are 4-digit codes and are based on Standard Occupational Classification 2010.

Logical coverage edits applying a rules-based assignment of Medicaid, Medicare and military health coverage were added as of 2009 -- please see [https://www.census.gov/library/working-papers/2010/demo/coverage\\_edits\\_final.html](https://www.census.gov/library/working-papers/2010/demo/coverage_edits_final.html) for more details. The 2008 data table in American FactFinder does not incorporate these edits. Therefore, the estimates that appear in these tables are not comparable to the estimates in the 2009 and later tables. Select geographies of 2008 data comparable to the 2009 and later tables are available at <https://www.census.gov/data/tables/time-series/acs/1-year-re-run-health-insurance.html>. The health insurance coverage category names were modified in 2010. See [https://www.census.gov/topics/health/health-insurance/about/glossary.html#par\\_textimage\\_18](https://www.census.gov/topics/health/health-insurance/about/glossary.html#par_textimage_18) for a list of the insurance type definitions.

Beginning in 2017, selected variable categories were updated, including age-categories, income-to-poverty ratio (IPR) categories, and the age universe for certain employment and education variables. See user note entitled "Health Insurance Table Updates" for further details.

While the 2013-2017 American Community Survey (ACS) data generally reflect the February 2013 Office of Management and Budget (OMB) definitions of metropolitan and micropolitan statistical areas; in certain instances the names, codes, and boundaries of the principal cities shown in ACS tables may differ from the OMB definitions due to differences in the effective dates of the geographic entities.

Estimates of urban and rural populations, housing units, and characteristics reflect boundaries of urban areas defined based on Census 2010 data. As a result, data for urban and rural areas from the ACS do not necessarily reflect the results of ongoing urbanization.

Source: U.S. Census Bureau, 2013-2017 American Community Survey 5-Year Estimates

#### Explanation of Symbols:

1. An '\*\*\*' entry in the margin of error column indicates that either no sample observations or too few sample observations were available to compute a standard error and thus the margin of error. A statistical test is not appropriate.
2. An '-' entry in the estimate column indicates that either no sample observations or too few sample observations were available to compute an estimate, or a ratio of medians cannot be calculated because one or both of the median estimates falls in the lowest interval or upper interval of an open-ended distribution.
3. An '-' following a median estimate means the median falls in the lowest interval of an open-ended distribution.
4. An '+' following a median estimate means the median falls in the upper interval of an open-ended distribution.
5. An '\*\*\*\*' entry in the margin of error column indicates that the median falls in the lowest interval or upper interval of an open-ended distribution. A statistical test is not appropriate.
6. An '\*\*\*\*\*' entry in the margin of error column indicates that the estimate is controlled. A statistical test for sampling variability is not appropriate.
7. An 'N' entry in the estimate and margin of error columns indicates that data for this geographic area cannot be displayed because the number of sample cases is too small.
8. An '(X)' means that the estimate is not applicable or not available.





S2401

## OCCUPATION BY SEX FOR THE CIVILIAN EMPLOYED POPULATION 16 YEARS AND OVER

2013-2017 American Community Survey 5-Year Estimates

Supporting documentation on code lists, subject definitions, data accuracy, and statistical testing can be found on the American Community Survey website in the Technical Documentation section.

Sample size and data quality measures (including coverage rates, allocation rates, and response rates) can be found on the American Community Survey website in the Methodology section.

Although the American Community Survey (ACS) produces population, demographic and housing unit estimates, it is the Census Bureau's Population Estimates Program that produces and disseminates the official estimates of the population for the nation, states, counties, cities, and towns and estimates of housing units for states and counties.

Subject	New Rochelle city, New York				
	Total		Male		Percent Male
	Estimate	Margin of Error	Estimate	Margin of Error	Estimate
Civilian employed population 16 years and over	39,510	+/-1,081	21,244	+/-736	53.8%
Management, business, science, and arts occupations:	17,152	+/-745	8,151	+/-530	47.5%
Management, business, and financial occupations:	6,379	+/-506	3,778	+/-400	59.2%
Management occupations	4,435	+/-414	2,690	+/-332	60.7%
Business and financial operations occupations	1,944	+/-263	1,088	+/-219	56.0%
Computer, engineering, and science occupations:	1,601	+/-274	1,167	+/-213	72.9%
Computer and mathematical occupations	778	+/-191	651	+/-165	83.7%
Architecture and engineering occupations	370	+/-115	285	+/-103	77.0%
Life, physical, and social science occupations	453	+/-132	231	+/-105	51.0%
Education, legal, community service, arts, and media occupations:	6,071	+/-532	2,180	+/-353	35.9%
Community and social services occupations	738	+/-195	244	+/-145	33.1%
Legal occupations	1,294	+/-275	710	+/-202	54.9%
Education, training, and library occupations	2,973	+/-366	668	+/-145	22.5%
Arts, design, entertainment, sports, and media occupations	1,066	+/-187	558	+/-137	52.3%
Healthcare practitioner and technical occupations:	3,101	+/-370	1,026	+/-194	33.1%
Health diagnosing and treating practitioners and other technical occupations	2,597	+/-342	912	+/-178	35.1%
Health technologists and technicians	504	+/-146	114	+/-70	22.6%
Service occupations:	8,343	+/-672	4,372	+/-503	52.4%
Healthcare support occupations	970	+/-235	113	+/-68	11.6%
Protective service occupations:	1,145	+/-249	979	+/-237	85.5%
Fire fighting and prevention, and other protective service workers including supervisors	522	+/-171	439	+/-162	84.1%
Law enforcement workers including supervisors	623	+/-174	540	+/-164	86.7%
Food preparation and serving related occupations	2,333	+/-471	1,281	+/-308	54.9%
Building and grounds cleaning and maintenance occupations	2,351	+/-367	1,495	+/-293	63.6%
Personal care and service occupations	1,544	+/-317	504	+/-204	32.6%
Sales and office occupations:	7,894	+/-603	3,081	+/-465	39.0%
Sales and related occupations	3,949	+/-470	2,147	+/-427	54.4%
Office and administrative support occupations	3,945	+/-377	934	+/-186	23.7%
Natural resources, construction, and maintenance occupations:	3,505	+/-425	3,428	+/-413	97.8%
Farming, fishing, and forestry occupations	20	+/-31	20	+/-31	100.0%

Subject	New Rochelle city, New York				
	Total		Male		Percent Male
	Estimate	Margin of Error	Estimate	Margin of Error	Estimate
Construction and extraction occupations	2,670	+/-408	2,614	+/-396	97.9%
Installation, maintenance, and repair occupations	815	+/-218	794	+/-222	97.4%
Production, transportation, and material moving occupations:	2,616	+/-371	2,212	+/-354	84.6%
Production occupations	804	+/-186	515	+/-148	64.1%
Transportation occupations	1,275	+/-315	1,184	+/-308	92.9%
Material moving occupations	537	+/-166	513	+/-163	95.5%

Subject	New Rochelle city, New York				
	Percent Male	Female		Percent Female	
	Margin of Error	Estimate	Margin of Error	Estimate	Margin of Error
Civilian employed population 16 years and over	+/-1.5	18,266	+/-827	46.2%	+/-1.5
Management, business, science, and arts occupations:	+/-2.3	9,001	+/-547	52.5%	+/-2.3
Management, business, and financial occupations:	+/-3.7	2,601	+/-297	40.8%	+/-3.7
Management occupations	+/-4.3	1,745	+/-236	39.3%	+/-4.3
Business and financial operations occupations	+/-7.4	856	+/-173	44.0%	+/-7.4
Computer, engineering, and science occupations:	+/-7.0	434	+/-146	27.1%	+/-7.0
Computer and mathematical occupations	+/-9.5	127	+/-85	16.3%	+/-9.5
Architecture and engineering occupations	+/-13.8	85	+/-58	23.0%	+/-13.8
Life, physical, and social science occupations	+/-16.1	222	+/-90	49.0%	+/-16.1
Education, legal, community service, arts, and media occupations:	+/-4.8	3,891	+/-442	64.1%	+/-4.8
Community and social services occupations	+/-15.4	494	+/-151	66.9%	+/-15.4
Legal occupations	+/-11.4	584	+/-195	45.1%	+/-11.4
Education, training, and library occupations	+/-4.0	2,305	+/-307	77.5%	+/-4.0
Arts, design, entertainment, sports, and media occupations	+/-9.2	508	+/-134	47.7%	+/-9.2
Healthcare practitioner and technical occupations:	+/-4.5	2,075	+/-272	66.9%	+/-4.5
Health diagnosing and treating practitioners and other technical occupations	+/-4.9	1,685	+/-249	64.9%	+/-4.9
Health technologists and technicians	+/-12.2	390	+/-125	77.4%	+/-12.2
Service occupations:	+/-3.8	3,971	+/-425	47.6%	+/-3.8
Healthcare support occupations	+/-6.7	857	+/-220	88.4%	+/-6.7
Protective service occupations:	+/-6.9	166	+/-81	14.5%	+/-6.9
Fire fighting and prevention, and other protective service workers including supervisors	+/-10.6	83	+/-56	15.9%	+/-10.6
Law enforcement workers including supervisors	+/-10.2	83	+/-66	13.3%	+/-10.2
Food preparation and serving related occupations	+/-6.7	1,052	+/-257	45.1%	+/-6.7
Building and grounds cleaning and maintenance occupations	+/-7.9	856	+/-234	36.4%	+/-7.9
Personal care and service occupations	+/-10.1	1,040	+/-233	67.4%	+/-10.1
Sales and office occupations:	+/-4.6	4,813	+/-471	61.0%	+/-4.6
Sales and related occupations	+/-7.0	1,802	+/-296	45.6%	+/-7.0
Office and administrative support occupations	+/-4.5	3,011	+/-359	76.3%	+/-4.5
Natural resources, construction, and maintenance occupations:	+/-1.5	77	+/-55	2.2%	+/-1.5
Farming, fishing, and forestry occupations	+/-63.7	0	+/-27	0.0%	+/-63.7
Construction and extraction occupations	+/-2.0	56	+/-54	2.1%	+/-2.0
Installation, maintenance, and repair occupations	+/-3.1	21	+/-23	2.6%	+/-3.1
Production, transportation, and material moving occupations:	+/-5.2	404	+/-140	15.4%	+/-5.2
Production occupations	+/-11.9	289	+/-118	35.9%	+/-11.9
Transportation occupations	+/-5.8	91	+/-72	7.1%	+/-5.8
Material moving occupations	+/-4.5	24	+/-24	4.5%	+/-4.5

Data are based on a sample and are subject to sampling variability. The degree of uncertainty for an estimate arising from sampling variability is represented through the use of a margin of error. The value shown here is the 90 percent margin of error. The margin of error can be interpreted roughly as providing a 90 percent probability that the interval defined by the estimate minus the margin of error and the estimate plus the margin of error (the lower and upper confidence bounds) contains the true value. In addition to sampling variability, the ACS estimates are subject to nonsampling error (for a discussion of nonsampling variability, see Accuracy of the Data). The effect of nonsampling error is not represented in these tables.

Occupation codes are 4-digit codes and are based on Standard Occupational Classification 2010.

While the 2013-2017 American Community Survey (ACS) data generally reflect the February 2013 Office of Management and Budget (OMB) definitions of metropolitan and micropolitan statistical areas; in certain instances the names, codes, and boundaries of the principal cities shown in ACS tables may differ from the OMB definitions due to differences in the effective dates of the geographic entities.

Estimates of urban and rural populations, housing units, and characteristics reflect boundaries of urban areas defined based on Census 2010 data. As a result, data for urban and rural areas from the ACS do not necessarily reflect the results of ongoing urbanization.

Explanation of Symbols:

1. An '\*\*\*' entry in the margin of error column indicates that either no sample observations or too few sample observations were available to compute a standard error and thus the margin of error. A statistical test is not appropriate.
2. An '-' entry in the estimate column indicates that either no sample observations or too few sample observations were available to compute an estimate, or a ratio of medians cannot be calculated because one or both of the median estimates falls in the lowest interval or upper interval of an open-ended distribution.
3. An '-' following a median estimate means the median falls in the lowest interval of an open-ended distribution.
4. An '+' following a median estimate means the median falls in the upper interval of an open-ended distribution.
5. An '\*\*\*' entry in the margin of error column indicates that the median falls in the lowest interval or upper interval of an open-ended distribution. A statistical test is not appropriate.
6. An '\*\*\*\*\*' entry in the margin of error column indicates that the estimate is controlled. A statistical test for sampling variability is not appropriate.
7. An 'N' entry in the estimate and margin of error columns indicates that data for this geographic area cannot be displayed because the number of sample cases is too small.
8. An '(X)' means that the estimate is not applicable or not available.



DP03

## SELECTED ECONOMIC CHARACTERISTICS

2013-2017 American Community Survey 5-Year Estimates

Supporting documentation on code lists, subject definitions, data accuracy, and statistical testing can be found on the American Community Survey website in the Technical Documentation section.

Sample size and data quality measures (including coverage rates, allocation rates, and response rates) can be found on the American Community Survey website in the Methodology section.

Although the American Community Survey (ACS) produces population, demographic and housing unit estimates, it is the Census Bureau's Population Estimates Program that produces and disseminates the official estimates of the population for the nation, states, counties, cities, and towns and estimates of housing units for states and counties.

Subject	Fort Lee borough, New Jersey			
	Estimate	Margin of Error	Percent	Percent Margin of Error
<b>EMPLOYMENT STATUS</b>				
Population 16 years and over	31,589	+/-360	31,589	(X)
In labor force	18,933	+/-645	59.9%	+/-2.1
Civilian labor force	18,913	+/-643	59.9%	+/-2.1
Employed	17,941	+/-629	56.8%	+/-2.0
Unemployed	972	+/-180	3.1%	+/-0.6
Armed Forces	20	+/-20	0.1%	+/-0.1
Not in labor force	12,656	+/-697	40.1%	+/-2.1
Civilian labor force	18,913	+/-643	18,913	(X)
Unemployment Rate	(X)	(X)	5.1%	+/-0.9
Females 16 years and over	17,628	+/-419	17,628	(X)
In labor force	9,153	+/-492	51.9%	+/-2.6
Civilian labor force	9,153	+/-492	51.9%	+/-2.6
Employed	8,706	+/-481	49.4%	+/-2.5
Own children of the householder under 6 years	2,413	+/-294	2,413	(X)
All parents in family in labor force	1,457	+/-253	60.4%	+/-8.6
Own children of the householder 6 to 17 years	3,826	+/-310	3,826	(X)
All parents in family in labor force	2,438	+/-302	63.7%	+/-5.5
<b>COMMUTING TO WORK</b>				
Workers 16 years and over	17,587	+/-633	17,587	(X)
Car, truck, or van -- drove alone	9,291	+/-483	52.8%	+/-2.3
Car, truck, or van -- carpooled	1,607	+/-292	9.1%	+/-1.6
Public transportation (excluding taxicab)	4,540	+/-444	25.8%	+/-2.3
Walked	622	+/-195	3.5%	+/-1.1
Other means	201	+/-95	1.1%	+/-0.5
Worked at home	1,326	+/-283	7.5%	+/-1.5
Mean travel time to work (minutes)	37.4	+/-1.2	(X)	(X)

Subject	Fort Lee borough, New Jersey			
	Estimate	Margin of Error	Percent	Percent Margin of Error
OCCUPATION				
Civilian employed population 16 years and over	17,941	+/-629	17,941	(X)
Management, business, science, and arts occupations	10,443	+/-690	58.2%	+/-2.7
Service occupations	2,212	+/-376	12.3%	+/-2.2
Sales and office occupations	3,953	+/-359	22.0%	+/-2.0
Natural resources, construction, and maintenance occupations	401	+/-112	2.2%	+/-0.6
Production, transportation, and material moving occupations	932	+/-228	5.2%	+/-1.2
INDUSTRY				
Civilian employed population 16 years and over	17,941	+/-629	17,941	(X)
Agriculture, forestry, fishing and hunting, and mining	0	+/-25	0.0%	+/-0.2
Construction	404	+/-113	2.3%	+/-0.6
Manufacturing	1,583	+/-236	8.8%	+/-1.3
Wholesale trade	1,161	+/-274	6.5%	+/-1.4
Retail trade	1,749	+/-250	9.7%	+/-1.4
Transportation and warehousing, and utilities	697	+/-179	3.9%	+/-1.0
Information	519	+/-148	2.9%	+/-0.8
Finance and insurance, and real estate and rental and leasing	2,067	+/-325	11.5%	+/-1.8
Professional, scientific, and management, and administrative and waste management services	2,914	+/-358	16.2%	+/-1.9
Educational services, and health care and social assistance	4,124	+/-429	23.0%	+/-2.2
Arts, entertainment, and recreation, and accommodation and food services	1,439	+/-288	8.0%	+/-1.6
Other services, except public administration	927	+/-214	5.2%	+/-1.2
Public administration	357	+/-96	2.0%	+/-0.5
CLASS OF WORKER				
Civilian employed population 16 years and over	17,941	+/-629	17,941	(X)
Private wage and salary workers	15,208	+/-518	84.8%	+/-1.5
Government workers	1,547	+/-202	8.6%	+/-1.1
Self-employed in own not incorporated business workers	1,093	+/-239	6.1%	+/-1.2
Unpaid family workers	93	+/-86	0.5%	+/-0.5
INCOME AND BENEFITS (IN 2017 INFLATION-ADJUSTED DOLLARS)				
Total households	16,649	+/-459	16,649	(X)
Less than \$10,000	1,213	+/-246	7.3%	+/-1.5
\$10,000 to \$14,999	823	+/-206	4.9%	+/-1.2
\$15,000 to \$24,999	1,290	+/-285	7.7%	+/-1.6
\$25,000 to \$34,999	955	+/-191	5.7%	+/-1.2
\$35,000 to \$49,999	1,477	+/-241	8.9%	+/-1.5
\$50,000 to \$74,999	2,410	+/-302	14.5%	+/-1.7
\$75,000 to \$99,999	1,902	+/-248	11.4%	+/-1.5
\$100,000 to \$149,999	3,122	+/-335	18.8%	+/-1.9
\$150,000 to \$199,999	1,661	+/-249	10.0%	+/-1.5
\$200,000 or more	1,796	+/-260	10.8%	+/-1.6
Median household income (dollars)	76,578	+/-4,670	(X)	(X)
Mean household income (dollars)	102,929	+/-5,896	(X)	(X)
With earnings	12,313	+/-456	74.0%	+/-2.0
Mean earnings (dollars)	110,208	+/-6,646	(X)	(X)
With Social Security	5,971	+/-399	35.9%	+/-2.0
Mean Social Security income (dollars)	20,648	+/-1,057	(X)	(X)
With retirement income	2,309	+/-271	13.9%	+/-1.6
Mean retirement income (dollars)	34,800	+/-7,298	(X)	(X)
With Supplemental Security Income	566	+/-148	3.4%	+/-0.9

Subject	Fort Lee borough, New Jersey			
	Estimate	Margin of Error	Percent	Percent Margin of Error
Mean Supplemental Security Income (dollars)	8,443	+/-1,482	(X)	(X)
With cash public assistance income	241	+/-112	1.4%	+/-0.7
Mean cash public assistance income (dollars)	5,031	+/-2,977	(X)	(X)
With Food Stamp/SNAP benefits in the past 12 months	876	+/-175	5.3%	+/-1.1
Families	10,179	+/-310	10,179	(X)
Less than \$10,000	419	+/-160	4.1%	+/-1.6
\$10,000 to \$14,999	354	+/-147	3.5%	+/-1.5
\$15,000 to \$24,999	445	+/-150	4.4%	+/-1.4
\$25,000 to \$34,999	519	+/-143	5.1%	+/-1.4
\$35,000 to \$49,999	830	+/-173	8.2%	+/-1.7
\$50,000 to \$74,999	1,316	+/-235	12.9%	+/-2.2
\$75,000 to \$99,999	1,147	+/-187	11.3%	+/-1.9
\$100,000 to \$149,999	2,285	+/-319	22.4%	+/-3.0
\$150,000 to \$199,999	1,307	+/-208	12.8%	+/-2.1
\$200,000 or more	1,557	+/-258	15.3%	+/-2.5
Median family income (dollars)	100,751	+/-7,625	(X)	(X)
Mean family income (dollars)	126,260	+/-9,023	(X)	(X)
Per capita income (dollars)	46,940	+/-2,627	(X)	(X)
Nonfamily households	6,470	+/-520	6,470	(X)
Median nonfamily income (dollars)	50,588	+/-6,063	(X)	(X)
Mean nonfamily income (dollars)	64,609	+/-4,422	(X)	(X)
Median earnings for workers (dollars)	53,750	+/-2,083	(X)	(X)
Median earnings for male full-time, year-round workers (dollars)	75,293	+/-4,651	(X)	(X)
Median earnings for female full-time, year-round workers (dollars)	60,860	+/-3,807	(X)	(X)
HEALTH INSURANCE COVERAGE				
Civilian noninstitutionalized population	37,038	+/-47	37,038	(X)
With health insurance coverage	33,052	+/-563	89.2%	+/-1.5
With private health insurance	25,988	+/-979	70.2%	+/-2.6
With public coverage	11,223	+/-740	30.3%	+/-2.0
No health insurance coverage	3,986	+/-559	10.8%	+/-1.5
Civilian noninstitutionalized population under 19 years	6,685	+/-349	6,685	(X)
No health insurance coverage	538	+/-180	8.0%	+/-2.6
Civilian noninstitutionalized population 19 to 64 years	21,507	+/-538	21,507	(X)
In labor force:	16,717	+/-601	16,717	(X)
Employed:	15,943	+/-585	15,943	(X)
With health insurance coverage	14,123	+/-618	88.6%	+/-1.6
With private health insurance	13,650	+/-636	85.6%	+/-1.9
With public coverage	522	+/-144	3.3%	+/-0.9
No health insurance coverage	1,820	+/-260	11.4%	+/-1.6
Unemployed:	774	+/-170	774	(X)
With health insurance coverage	449	+/-139	58.0%	+/-10.8
With private health insurance	289	+/-109	37.3%	+/-10.8
With public coverage	169	+/-87	21.8%	+/-9.9
No health insurance coverage	325	+/-100	42.0%	+/-10.8
Not in labor force:	4,790	+/-569	4,790	(X)
With health insurance coverage	3,554	+/-409	74.2%	+/-6.6
With private health insurance	2,973	+/-419	62.1%	+/-6.7
With public coverage	676	+/-191	14.1%	+/-4.2
No health insurance coverage	1,236	+/-398	25.8%	+/-6.6



Subject	Fort Lee borough, New Jersey			
	Estimate	Margin of Error	Percent	Percent Margin of Error
PERCENTAGE OF FAMILIES AND PEOPLE WHOSE INCOME IN THE PAST 12 MONTHS IS BELOW THE POVERTY LEVEL				
All families	(X)	(X)	9.2%	+/-2.3
With related children of the householder under 18 years	(X)	(X)	11.1%	+/-3.8
With related children of the householder under 5 years only	(X)	(X)	6.3%	+/-4.4
Married couple families	(X)	(X)	6.0%	+/-1.9
With related children of the householder under 18 years	(X)	(X)	5.0%	+/-2.8
With related children of the householder under 5 years only	(X)	(X)	4.8%	+/-4.4
Families with female householder, no husband present	(X)	(X)	22.6%	+/-7.9
With related children of the householder under 18 years	(X)	(X)	30.2%	+/-12.0
With related children of the householder under 5 years only	(X)	(X)	21.1%	+/-24.9
All people	(X)	(X)	11.4%	+/-2.2
Under 18 years	(X)	(X)	13.2%	+/-5.4
Related children of the householder under 18 years	(X)	(X)	13.2%	+/-5.4
Related children of the householder under 5 years	(X)	(X)	15.0%	+/-10.3
Related children of the householder 5 to 17 years	(X)	(X)	12.4%	+/-4.3
18 years and over	(X)	(X)	11.0%	+/-2.0
18 to 64 years	(X)	(X)	9.1%	+/-2.3
65 years and over	(X)	(X)	15.7%	+/-3.0
People in families	(X)	(X)	9.4%	+/-2.6
Unrelated individuals 15 years and over	(X)	(X)	19.2%	+/-3.3

Data are based on a sample and are subject to sampling variability. The degree of uncertainty for an estimate arising from sampling variability is represented through the use of a margin of error. The value shown here is the 90 percent margin of error. The margin of error can be interpreted roughly as providing a 90 percent probability that the interval defined by the estimate minus the margin of error and the estimate plus the margin of error (the lower and upper confidence bounds) contains the true value. In addition to sampling variability, the ACS estimates are subject to nonsampling error (for a discussion of nonsampling variability, see Accuracy of the Data). The effect of nonsampling error is not represented in these tables.

Employment and unemployment estimates may vary from the official labor force data released by the Bureau of Labor Statistics because of differences in survey design and data collection. For guidance on differences in employment and unemployment estimates from different sources go to Labor Force Guidance.

Workers include members of the Armed Forces and civilians who were at work last week.

Industry codes are 4-digit codes and are based on the North American Industry Classification System 2012. The Industry categories adhere to the guidelines issued in Clarification Memorandum No. 2, "NAICS Alternate Aggregation Structure for Use By U.S. Statistical Agencies," issued by the Office of Management and Budget.

Occupation codes are 4-digit codes and are based on Standard Occupational Classification 2010.

Logical coverage edits applying a rules-based assignment of Medicaid, Medicare and military health coverage were added as of 2009 -- please see [https://www.census.gov/library/working-papers/2010/demo/coverage\\_edits\\_final.html](https://www.census.gov/library/working-papers/2010/demo/coverage_edits_final.html) for more details. The 2008 data table in American FactFinder does not incorporate these edits. Therefore, the estimates that appear in these tables are not comparable to the estimates in the 2009 and later tables. Select geographies of 2008 data comparable to the 2009 and later tables are available at <https://www.census.gov/data/tables/time-series/acs/1-year-re-run-health-insurance.html>. The health insurance coverage category names were modified in 2010. See [https://www.census.gov/topics/health/health-insurance/about/glossary.html#par\\_textimage\\_18](https://www.census.gov/topics/health/health-insurance/about/glossary.html#par_textimage_18) for a list of the insurance type definitions.

Beginning in 2017, selected variable categories were updated, including age-categories, income-to-poverty ratio (IPR) categories, and the age universe for certain employment and education variables. See user note entitled "Health Insurance Table Updates" for further details.

While the 2013-2017 American Community Survey (ACS) data generally reflect the February 2013 Office of Management and Budget (OMB) definitions of metropolitan and micropolitan statistical areas; in certain instances the names, codes, and boundaries of the principal cities shown in ACS tables may differ from the OMB definitions due to differences in the effective dates of the geographic entities.

Estimates of urban and rural populations, housing units, and characteristics reflect boundaries of urban areas defined based on Census 2010 data. As a result, data for urban and rural areas from the ACS do not necessarily reflect the results of ongoing urbanization.

Source: U.S. Census Bureau, 2013-2017 American Community Survey 5-Year Estimates

#### Explanation of Symbols:

1. An '\*\*\*' entry in the margin of error column indicates that either no sample observations or too few sample observations were available to compute a standard error and thus the margin of error. A statistical test is not appropriate.
2. An '-' entry in the estimate column indicates that either no sample observations or too few sample observations were available to compute an estimate, or a ratio of medians cannot be calculated because one or both of the median estimates falls in the lowest interval or upper interval of an open-ended distribution.
3. An '-' following a median estimate means the median falls in the lowest interval of an open-ended distribution.
4. An '+' following a median estimate means the median falls in the upper interval of an open-ended distribution.
5. An '\*\*\*\*' entry in the margin of error column indicates that the median falls in the lowest interval or upper interval of an open-ended distribution. A statistical test is not appropriate.
6. An '\*\*\*\*\*' entry in the margin of error column indicates that the estimate is controlled. A statistical test for sampling variability is not appropriate.
7. An 'N' entry in the estimate and margin of error columns indicates that data for this geographic area cannot be displayed because the number of sample cases is too small.
8. An '(X)' means that the estimate is not applicable or not available.



S2401

## OCCUPATION BY SEX FOR THE CIVILIAN EMPLOYED POPULATION 16 YEARS AND OVER

2013-2017 American Community Survey 5-Year Estimates

Supporting documentation on code lists, subject definitions, data accuracy, and statistical testing can be found on the American Community Survey website in the Technical Documentation section.

Sample size and data quality measures (including coverage rates, allocation rates, and response rates) can be found on the American Community Survey website in the Methodology section.

Although the American Community Survey (ACS) produces population, demographic and housing unit estimates, it is the Census Bureau's Population Estimates Program that produces and disseminates the official estimates of the population for the nation, states, counties, cities, and towns and estimates of housing units for states and counties.

Subject	Fort Lee borough, New Jersey				
	Total		Male		Percent Male
	Estimate	Margin of Error	Estimate	Margin of Error	Estimate
Civilian employed population 16 years and over	17,941	+/-629	9,235	+/-452	51.5%
Management, business, science, and arts occupations:	10,443	+/-690	5,175	+/-437	49.6%
Management, business, and financial occupations:	4,775	+/-474	2,686	+/-356	56.3%
Management occupations	2,910	+/-329	1,905	+/-268	65.5%
Business and financial operations occupations	1,865	+/-322	781	+/-183	41.9%
Computer, engineering, and science occupations:	1,811	+/-284	1,267	+/-230	70.0%
Computer and mathematical occupations	1,036	+/-211	799	+/-192	77.1%
Architecture and engineering occupations	304	+/-96	233	+/-96	76.6%
Life, physical, and social science occupations	471	+/-171	235	+/-99	49.9%
Education, legal, community service, arts, and media occupations:	2,380	+/-338	779	+/-171	32.7%
Community and social services occupations	240	+/-91	94	+/-53	39.2%
Legal occupations	353	+/-117	187	+/-76	53.0%
Education, training, and library occupations	1,130	+/-207	233	+/-89	20.6%
Arts, design, entertainment, sports, and media occupations	657	+/-173	265	+/-107	40.3%
Healthcare practitioner and technical occupations:	1,477	+/-230	443	+/-110	30.0%
Health diagnosing and treating practitioners and other technical occupations	1,175	+/-233	344	+/-100	29.3%
Health technologists and technicians	302	+/-123	99	+/-61	32.8%
Service occupations:	2,212	+/-376	1,037	+/-229	46.9%
Healthcare support occupations	347	+/-133	39	+/-31	11.2%
Protective service occupations:	174	+/-81	123	+/-68	70.7%
Fire fighting and prevention, and other protective service workers including supervisors	100	+/-63	49	+/-38	49.0%
Law enforcement workers including supervisors	74	+/-51	74	+/-51	100.0%
Food preparation and serving related occupations	588	+/-164	374	+/-129	63.6%
Building and grounds cleaning and maintenance occupations	418	+/-131	292	+/-127	69.9%
Personal care and service occupations	685	+/-208	209	+/-106	30.5%
Sales and office occupations:	3,953	+/-359	1,896	+/-280	48.0%
Sales and related occupations	2,278	+/-318	1,430	+/-273	62.8%
Office and administrative support occupations	1,675	+/-262	466	+/-141	27.8%
Natural resources, construction, and maintenance occupations:	401	+/-112	401	+/-112	100.0%
Farming, fishing, and forestry occupations	0	+/-25	0	+/-25	-

Subject	Fort Lee borough, New Jersey				
	Total		Male		Percent Male
	Estimate	Margin of Error	Estimate	Margin of Error	Estimate
Construction and extraction occupations	172	+/-71	172	+/-71	100.0%
Installation, maintenance, and repair occupations	229	+/-94	229	+/-94	100.0%
Production, transportation, and material moving occupations:	932	+/-228	726	+/-178	77.9%
Production occupations	375	+/-121	202	+/-81	53.9%
Transportation occupations	467	+/-146	449	+/-144	96.1%
Material moving occupations	90	+/-62	75	+/-59	83.3%

Subject	Fort Lee borough, New Jersey				
	Percent Male	Female		Percent Female	
	Margin of Error	Estimate	Margin of Error	Estimate	Margin of Error
Civilian employed population 16 years and over	+/-1.9	8,706	+/-481	48.5%	+/-1.9
Management, business, science, and arts occupations:	+/-2.7	5,268	+/-449	50.4%	+/-2.7
Management, business, and financial occupations:	+/-5.0	2,089	+/-320	43.7%	+/-5.0
Management occupations	+/-5.7	1,005	+/-205	34.5%	+/-5.7
Business and financial operations occupations	+/-8.3	1,084	+/-264	58.1%	+/-8.3
Computer, engineering, and science occupations:	+/-6.1	544	+/-138	30.0%	+/-6.1
Computer and mathematical occupations	+/-7.6	237	+/-84	22.9%	+/-7.6
Architecture and engineering occupations	+/-14.9	71	+/-44	23.4%	+/-14.9
Life, physical, and social science occupations	+/-11.6	236	+/-104	50.1%	+/-11.6
Education, legal, community service, arts, and media occupations:	+/-5.2	1,601	+/-253	67.3%	+/-5.2
Community and social services occupations	+/-18.6	146	+/-75	60.8%	+/-18.6
Legal occupations	+/-16.1	166	+/-88	47.0%	+/-16.1
Education, training, and library occupations	+/-7.4	897	+/-193	79.4%	+/-7.4
Arts, design, entertainment, sports, and media occupations	+/-11.4	392	+/-120	59.7%	+/-11.4
Healthcare practitioner and technical occupations:	+/-6.3	1,034	+/-195	70.0%	+/-6.3
Health diagnosing and treating practitioners and other technical occupations	+/-6.8	831	+/-191	70.7%	+/-6.8
Health technologists and technicians	+/-16.9	203	+/-100	67.2%	+/-16.9
Service occupations:	+/-7.6	1,175	+/-275	53.1%	+/-7.6
Healthcare support occupations	+/-9.0	308	+/-127	88.8%	+/-9.0
Protective service occupations:	+/-23.9	51	+/-48	29.3%	+/-23.9
Fire fighting and prevention, and other protective service workers including supervisors	+/-32.5	51	+/-48	51.0%	+/-32.5
Law enforcement workers including supervisors	+/-33.8	0	+/-25	0.0%	+/-33.8
Food preparation and serving related occupations	+/-13.6	214	+/-98	36.4%	+/-13.6
Building and grounds cleaning and maintenance occupations	+/-14.6	126	+/-57	30.1%	+/-14.6
Personal care and service occupations	+/-12.0	476	+/-160	69.5%	+/-12.0
Sales and office occupations:	+/-4.4	2,057	+/-212	52.0%	+/-4.4
Sales and related occupations	+/-5.8	848	+/-143	37.2%	+/-5.8
Office and administrative support occupations	+/-6.7	1,209	+/-209	72.2%	+/-6.7
Natural resources, construction, and maintenance occupations:	+/-7.8	0	+/-25	0.0%	+/-7.8
Farming, fishing, and forestry occupations	**	0	+/-25	-	**
Construction and extraction occupations	+/-17.1	0	+/-25	0.0%	+/-17.1
Installation, maintenance, and repair occupations	+/-13.2	0	+/-25	0.0%	+/-13.2
Production, transportation, and material moving occupations:	+/-7.1	206	+/-90	22.1%	+/-7.1
Production occupations	+/-15.5	173	+/-85	46.1%	+/-15.5
Transportation occupations	+/-4.4	18	+/-21	3.9%	+/-4.4
Material moving occupations	+/-19.6	15	+/-17	16.7%	+/-19.6

Data are based on a sample and are subject to sampling variability. The degree of uncertainty for an estimate arising from sampling variability is represented through the use of a margin of error. The value shown here is the 90 percent margin of error. The margin of error can be interpreted roughly as providing a 90 percent probability that the interval defined by the estimate minus the margin of error and the estimate plus the margin of error (the lower and upper confidence bounds) contains the true value. In addition to sampling variability, the ACS estimates are subject to nonsampling error (for a discussion of nonsampling variability, see Accuracy of the Data). The effect of nonsampling error is not represented in these tables.

Occupation codes are 4-digit codes and are based on Standard Occupational Classification 2010.

While the 2013-2017 American Community Survey (ACS) data generally reflect the February 2013 Office of Management and Budget (OMB) definitions of metropolitan and micropolitan statistical areas; in certain instances the names, codes, and boundaries of the principal cities shown in ACS tables may differ from the OMB definitions due to differences in the effective dates of the geographic entities.

Estimates of urban and rural populations, housing units, and characteristics reflect boundaries of urban areas defined based on Census 2010 data. As a result, data for urban and rural areas from the ACS do not necessarily reflect the results of ongoing urbanization.

Explanation of Symbols:

1. An '\*\*\*' entry in the margin of error column indicates that either no sample observations or too few sample observations were available to compute a standard error and thus the margin of error. A statistical test is not appropriate.
2. An '-' entry in the estimate column indicates that either no sample observations or too few sample observations were available to compute an estimate, or a ratio of medians cannot be calculated because one or both of the median estimates falls in the lowest interval or upper interval of an open-ended distribution.
3. An '-' following a median estimate means the median falls in the lowest interval of an open-ended distribution.
4. An '+' following a median estimate means the median falls in the upper interval of an open-ended distribution.
5. An '\*\*\*\*' entry in the margin of error column indicates that the median falls in the lowest interval or upper interval of an open-ended distribution. A statistical test is not appropriate.
6. An '\*\*\*\*\*' entry in the margin of error column indicates that the estimate is controlled. A statistical test for sampling variability is not appropriate.
7. An 'N' entry in the estimate and margin of error columns indicates that data for this geographic area cannot be displayed because the number of sample cases is too small.
8. An '(X)' means that the estimate is not applicable or not available.

## **EXHIBIT J**

**(U.S. Census Demographic and Housing Estimates)**





DP05

## ACS DEMOGRAPHIC AND HOUSING ESTIMATES

2013-2017 American Community Survey 5-Year Estimates

Supporting documentation on code lists, subject definitions, data accuracy, and statistical testing can be found on the American Community Survey website in the Technical Documentation section.

Sample size and data quality measures (including coverage rates, allocation rates, and response rates) can be found on the American Community Survey website in the Methodology section.

Although the American Community Survey (ACS) produces population, demographic and housing unit estimates, it is the Census Bureau's Population Estimates Program that produces and disseminates the official estimates of the population for the nation, states, counties, cities, and towns and estimates of housing units for states and counties.

Subject	Fort Lee borough, New Jersey			
	Estimate	Margin of Error	Percent	Percent Margin of Error
<b>SEX AND AGE</b>				
Total population	37,058	+/-46	37,058	(X)
Male	16,984	+/-445	45.8%	+/-1.2
Female	20,074	+/-440	54.2%	+/-1.2
Sex ratio (males per 100 females)	84.6	+/-4.1	(X)	(X)
Under 5 years	1,922	+/-264	5.2%	+/-0.7
5 to 9 years	2,015	+/-291	5.4%	+/-0.8
10 to 14 years	1,284	+/-207	3.5%	+/-0.6
15 to 19 years	1,856	+/-302	5.0%	+/-0.8
20 to 24 years	1,350	+/-260	3.6%	+/-0.7
25 to 34 years	4,358	+/-440	11.8%	+/-1.2
35 to 44 years	5,445	+/-489	14.7%	+/-1.3
45 to 54 years	4,944	+/-458	13.3%	+/-1.2
55 to 59 years	2,535	+/-306	6.8%	+/-0.8
60 to 64 years	2,503	+/-300	6.8%	+/-0.8
65 to 74 years	4,652	+/-322	12.6%	+/-0.9
75 to 84 years	2,607	+/-295	7.0%	+/-0.8
85 years and over	1,587	+/-256	4.3%	+/-0.7
Median age (years)	45.7	+/-1.3	(X)	(X)
Under 18 years	6,293	+/-353	17.0%	+/-1.0
16 years and over	31,589	+/-360	85.2%	+/-1.0
18 years and over	30,765	+/-355	83.0%	+/-1.0
21 years and over	29,783	+/-369	80.4%	+/-1.0
62 years and over	10,243	+/-510	27.6%	+/-1.4
65 years and over	8,846	+/-485	23.9%	+/-1.3
18 years and over	30,765	+/-355	30,765	(X)
Male	13,618	+/-457	44.3%	+/-1.3
Female	17,147	+/-410	55.7%	+/-1.3
Sex ratio (males per 100 females)	79.4	+/-4.2	(X)	(X)

Subject	Fort Lee borough, New Jersey			
	Estimate	Margin of Error	Percent	Percent Margin of Error
65 years and over	8,846	+/-485	8,846	(X)
Male	3,591	+/-290	40.6%	+/-2.3
Female	5,255	+/-346	59.4%	+/-2.3
Sex ratio (males per 100 females)	68.3	+/-6.6	(X)	(X)
RACE				
Total population	37,058	+/-46	37,058	(X)
One race	35,941	+/-284	97.0%	+/-0.8
Two or more races	1,117	+/-281	3.0%	+/-0.8
One race	35,941	+/-284	97.0%	+/-0.8
White	18,701	+/-730	50.5%	+/-2.0
Black or African American	960	+/-288	2.6%	+/-0.8
American Indian and Alaska Native	127	+/-61	0.3%	+/-0.2
Cherokee tribal grouping	0	+/-25	0.0%	+/-0.1
Chippewa tribal grouping	0	+/-25	0.0%	+/-0.1
Navajo tribal grouping	0	+/-25	0.0%	+/-0.1
Sioux tribal grouping	0	+/-25	0.0%	+/-0.1
Asian	15,349	+/-720	41.4%	+/-1.9
Asian Indian	1,145	+/-418	3.1%	+/-1.1
Chinese	3,348	+/-544	9.0%	+/-1.5
Filipino	554	+/-203	1.5%	+/-0.5
Japanese	940	+/-301	2.5%	+/-0.8
Korean	8,758	+/-944	23.6%	+/-2.5
Vietnamese	12	+/-19	0.0%	+/-0.1
Other Asian	592	+/-285	1.6%	+/-0.8
Native Hawaiian and Other Pacific Islander	28	+/-30	0.1%	+/-0.1
Native Hawaiian	4	+/-7	0.0%	+/-0.1
Guamanian or Chamorro	0	+/-25	0.0%	+/-0.1
Samoa	5	+/-9	0.0%	+/-0.1
Other Pacific Islander	19	+/-28	0.1%	+/-0.1
Some other race	776	+/-268	2.1%	+/-0.7
Two or more races	1,117	+/-281	3.0%	+/-0.8
White and Black or African American	111	+/-73	0.3%	+/-0.2
White and American Indian and Alaska Native	9	+/-15	0.0%	+/-0.1
White and Asian	355	+/-133	1.0%	+/-0.4
Black or African American and American Indian and Alaska Native	90	+/-80	0.2%	+/-0.2
Race alone or in combination with one or more other races				
Total population	37,058	+/-46	37,058	(X)
White	19,478	+/-749	52.6%	+/-2.0
Black or African American	1,504	+/-405	4.1%	+/-1.1
American Indian and Alaska Native	489	+/-203	1.3%	+/-0.5
Asian	15,917	+/-720	43.0%	+/-1.9
Native Hawaiian and Other Pacific Islander	43	+/-39	0.1%	+/-0.1
Some other race	999	+/-301	2.7%	+/-0.8
HISPANIC OR LATINO AND RACE				
Total population	37,058	+/-46	37,058	(X)
Hispanic or Latino (of any race)	4,855	+/-563	13.1%	+/-1.5
Mexican	136	+/-145	0.4%	+/-0.4
Puerto Rican	1,148	+/-278	3.1%	+/-0.7
Cuban	476	+/-193	1.3%	+/-0.5
Other Hispanic or Latino	3,095	+/-548	8.4%	+/-1.5
Not Hispanic or Latino	32,203	+/-571	86.9%	+/-1.5
White alone	15,378	+/-756	41.5%	+/-2.0
Black or African American alone	692	+/-199	1.9%	+/-0.5
American Indian and Alaska Native alone	108	+/-56	0.3%	+/-0.2

Subject	Fort Lee borough, New Jersey			
	Estimate	Margin of Error	Percent	Percent Margin of Error
Asian alone	15,332	+/-718	41.4%	+/-1.9
Native Hawaiian and Other Pacific Islander alone	9	+/-10	0.0%	+/-0.1
Some other race alone	72	+/-59	0.2%	+/-0.2
Two or more races	612	+/-166	1.7%	+/-0.4
Two races including Some other race	61	+/-61	0.2%	+/-0.2
Two races excluding Some other race, and Three or more races	551	+/-146	1.5%	+/-0.4
Total housing units	18,209	+/-550	(X)	(X)
CITIZEN, VOTING AGE POPULATION				
Citizen, 18 and over population	23,678	+/-684	23,678	(X)
Male	10,567	+/-520	44.6%	+/-1.6
Female	13,111	+/-508	55.4%	+/-1.6

Data are based on a sample and are subject to sampling variability. The degree of uncertainty for an estimate arising from sampling variability is represented through the use of a margin of error. The value shown here is the 90 percent margin of error. The margin of error can be interpreted roughly as providing a 90 percent probability that the interval defined by the estimate minus the margin of error and the estimate plus the margin of error (the lower and upper confidence bounds) contains the true value. In addition to sampling variability, the ACS estimates are subject to nonsampling error (for a discussion of nonsampling variability, see Accuracy of the Data). The effect of nonsampling error is not represented in these tables.

For more information on understanding race and Hispanic origin data, please see the Census 2010 Brief entitled, Overview of Race and Hispanic Origin: 2010, issued March 2011. (pdf format)

While the 2013-2017 American Community Survey (ACS) data generally reflect the February 2013 Office of Management and Budget (OMB) definitions of metropolitan and micropolitan statistical areas; in certain instances the names, codes, and boundaries of the principal cities shown in ACS tables may differ from the OMB definitions due to differences in the effective dates of the geographic entities.

Estimates of urban and rural populations, housing units, and characteristics reflect boundaries of urban areas defined based on Census 2010 data. As a result, data for urban and rural areas from the ACS do not necessarily reflect the results of ongoing urbanization.

Source: U.S. Census Bureau, 2013-2017 American Community Survey 5-Year Estimates

#### Explanation of Symbols:

1. An '\*\*\*' entry in the margin of error column indicates that either no sample observations or too few sample observations were available to compute a standard error and thus the margin of error. A statistical test is not appropriate.
2. An '-' entry in the estimate column indicates that either no sample observations or too few sample observations were available to compute an estimate, or a ratio of medians cannot be calculated because one or both of the median estimates falls in the lowest interval or upper interval of an open-ended distribution.
3. An '-' following a median estimate means the median falls in the lowest interval of an open-ended distribution.
4. An '+' following a median estimate means the median falls in the upper interval of an open-ended distribution.
5. An '\*\*\*' entry in the margin of error column indicates that the median falls in the lowest interval or upper interval of an open-ended distribution. A statistical test is not appropriate.
6. An '\*\*\*\*\*' entry in the margin of error column indicates that the estimate is controlled. A statistical test for sampling variability is not appropriate.
7. An 'N' entry in the estimate and margin of error columns indicates that data for this geographic area cannot be displayed because the number of sample cases is too small.
8. An '(X)' means that the estimate is not applicable or not available.

**EXHIBIT K**

**(Aota Letter)**



**FCI** FUJISANKEI  
COMMUNICATIONS  
INTERNATIONAL, INC.

150 East 52nd Street  
34th Floor  
New York, NY 10022  
212-753-8100  
fci-ny.com

January 10, 2019

Mr. Ajit Pai  
Chairman  
Federal Communications Commission  
445 12th Street, SW  
Washington, DC 20554

Dear Mr. Pai,

Fujisankei Communications International (FCI) has been airing Japanese television programming in the New York area since the 1980's. For the last ten years, WRNN has been FCI's broadcast partner. FCI's programming is targeted toward Japanese-speaking viewers, many of whom are concentrated in Fort Lee, NJ and the surrounding Bergen County. In that area, 42% of residents are Asian – many are Japanese.

Our viewers depend on WRNN for the important distribution the station provides in the market. Though our viewers could theoretically receive WRNN over the air, as a practical matter, most rely on Charter Spectrum (which has an agreement to carry a portion of WRNN's programming each day) to view our programming. These viewers value FCI's programming on WRNN and would benefit from having certain, ongoing access to WRNN on Charter Spectrum.

We strongly support WRNN's petition to have the station carried on Charter Spectrum's Fort Lee, NJ system in the NY DMA.

Best regards,

Katsuyoshi Aota  
President & COO

## **CERTIFICATE OF SERVICE**

I, Kathryn Dickerson, hereby certify that, on April 3, 2019, I directed a copy of the foregoing **Petition for Special Relief** to be sent to the following entities via first-class mail, postage pre-paid:

Time Warner Cable New York City LLC  
Attn: Broadcast Relations  
12405 Powerscourt Drive  
St Louis, MO 63131

American Broadcasting Companies, Inc.  
77 West 66th Street, 16th Flr  
Attn: John W. Zucker, Esq.  
New York, NY 10023-6298

CBC Broadcasting Inc.  
1725 Desales St., NW  
Suite 501  
Washington, DC 20036

WNET  
825 Eighth Avenue  
Attn: General Counsel  
New York, NY 10019

NBC Telemundo License LLC  
300 New Jersey Ave, N.W.  
Suite 700  
Washington, DC 20001

New Jersey Public Broadcasting Authority  
PO Box 777  
Trenton, NJ 08625 0777

Televicentro of Puerto Rico, LLC  
P.O. Box 362050  
San Juan, PR 00936

Univision New York LLC  
5999 Center Drive  
Suite 4083  
Los Angeles, CA 90045

PMCM TV, LLC  
63 West Parish Road  
Concord, NH 03303

Mountain Broadcasting Corporation  
99 Clinton Road  
West Caldwell, NJ 07006

New York City Dept. of Info Technology & Telecommunications  
NYC Media  
Attn: Janet Choi, Gm  
1 Centre Street, 27th Floor  
New York, NY 10007

Fox Television Stations, LLC  
400 N. Capitol Street, NW  
Suite 890  
Washington, DC 20001

WPIX, LLC  
220 East 42nd Street  
New York, NY 10017

ION Media License Company, LLC  
601 Clearwater Park Road  
West Palm Beach, FL 33401

Trinity Broadcasting of New York, Inc.  
111 E. 15th Street  
New York, NY 10003 2101

WXTV License Partnership, G.P.  
5999 Center Drive  
Suite 4083  
Los Angeles, CA 90045

State of New Jersey  
Board of Public Utilities  
Office of Cable Television  
44 South Clinton Avenue  
Post Office Box 350  
Trenton, New Jersey 08625-0350

Administrator  
Bergen County  
One Bergen County Plaza  
Hackensack, NJ 07601-7076

Administrator  
Borough of Cliffside Park  
525 Palisade Avenue  
Cliffside Park, NJ 07010

Administrator  
Borough of Edgewater  
55 River Road  
Edgewater, NJ 07020

Administrator  
City of Englewood  
2-10 North Van Brunt St.  
Englewood, NJ 07631

Administrator  
Borough of Englewood Cliffs  
482 Hudson Terrace  
Englewood Cliffs NJ 07632

Administrator  
Fairview Borough  
59 Anderson Avenue  
Fairview, NJ 07022

Administrator  
Borough of Fort Lee  
Municipal Building/Borough Hall  
309 Main Street  
Fort Lee, NJ 07024

Administrator  
Town of Guttenberg  
6808 Park Avenue  
Guttenberg, New Jersey, 07093

Administrator  
Borough of Leonia  
312 Broad Ave.  
Leonia, NJ 07605



Administrator  
Borough of Little Ferry  
215-217 Liberty St.  
Little Ferry, NJ 07643

Administrator  
Borough of Moonachie  
70 Moonachie Road  
Moonachie, NJ 07074

Administrator  
Borough of Palisades Park  
c/o Cliffside Park Mayor's Office  
525 Palisade Avenue  
Cliffside Park, NJ 07010

John LaFalace  
Cable Television Commission  
Borough of Ridgefield  
Ridgefield Municipal Building  
604 Broad Avenue  
Ridgefield, New Jersey 07657

Administrator  
Village of Ridgefield Park  
234 Main St.  
Ridgefield Park, NJ 07660

Administrator  
Borough of Teterboro  
510 Route 46 West  
Teterboro, NJ 07608

By: s/Kathryne Dickerson  
Kathryne Dickerson