

Bandwidth Ex Parte Addendum

May 10, 2018



Addendum to Bandwidth FCC Meeting on May 2, 2018

In response to staff requests, Bandwidth is providing additional call-flow examples of VOIP 9-1-1 calls into the ECS Proceeding Record.

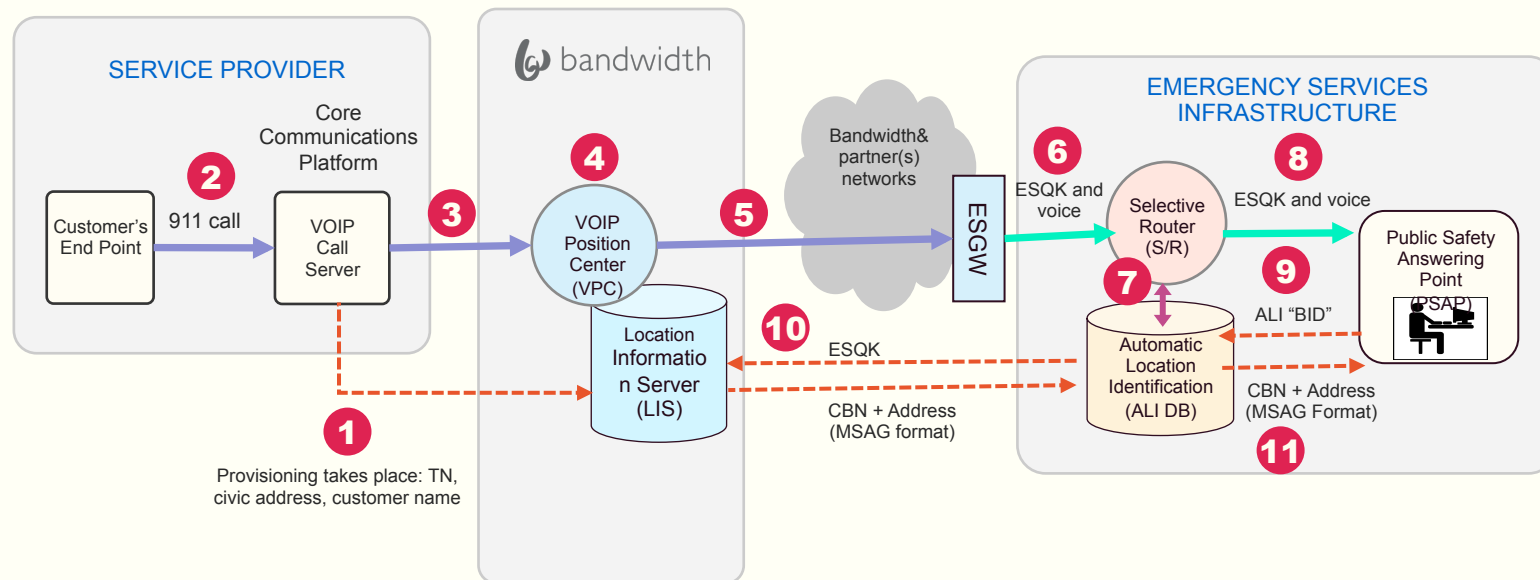
- Please Note: 1) To make the diagrams easier to follow, **redundancy** has been removed; and 2) these examples are illustrative only.

A specific item that Bandwidth was asked to expand upon was the Industry Standards that pertain to various interface points in the end-to-end 9-1-1 calling system.

- Sample standards have been identified on the final slide
- Referenced standards are representative and not intended to be all-inclusive of all potentially applicable standards or best-practices.

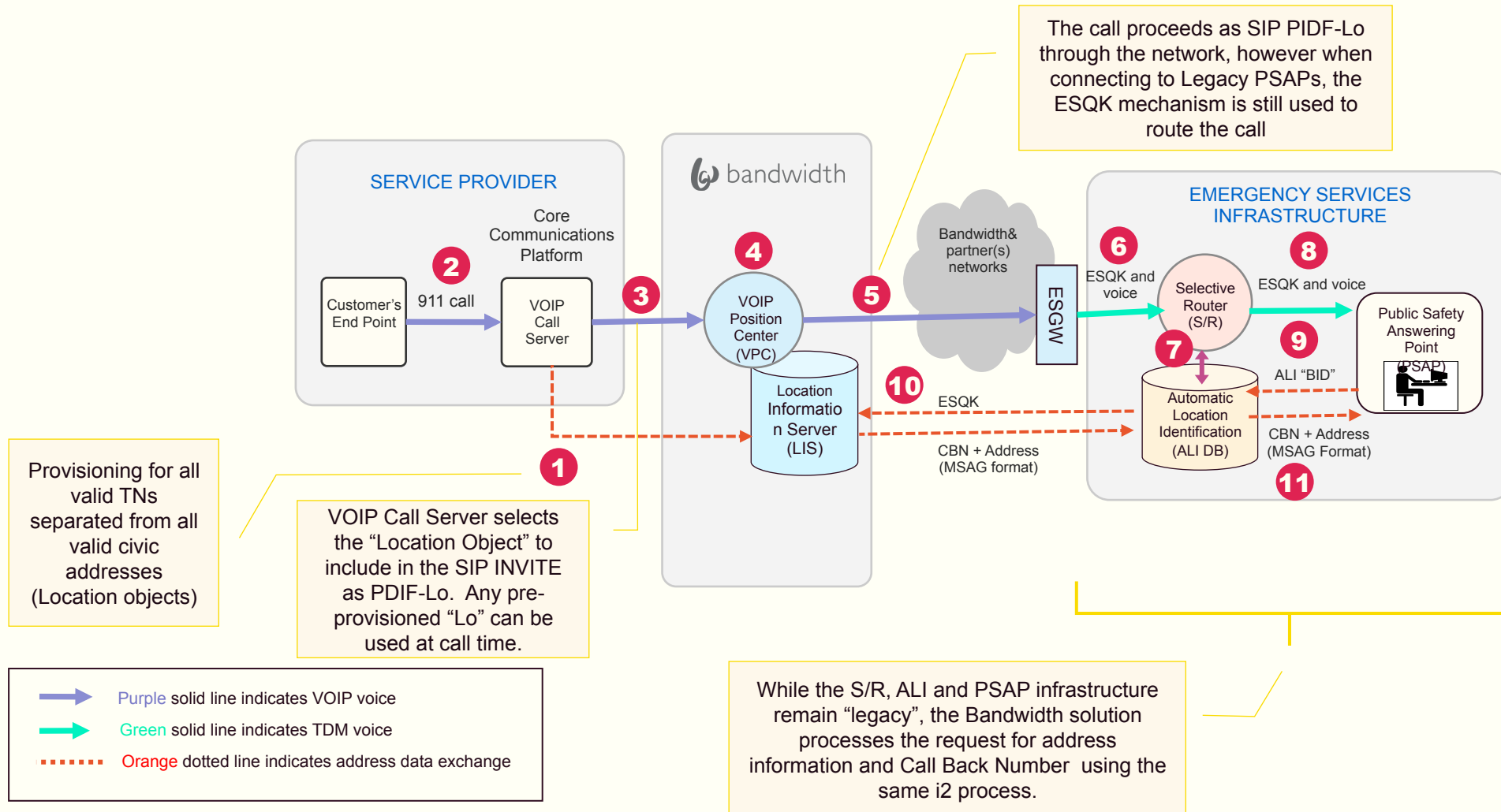


“Fixed IVOIP” i2 9-1-1 Service (Enhanced)

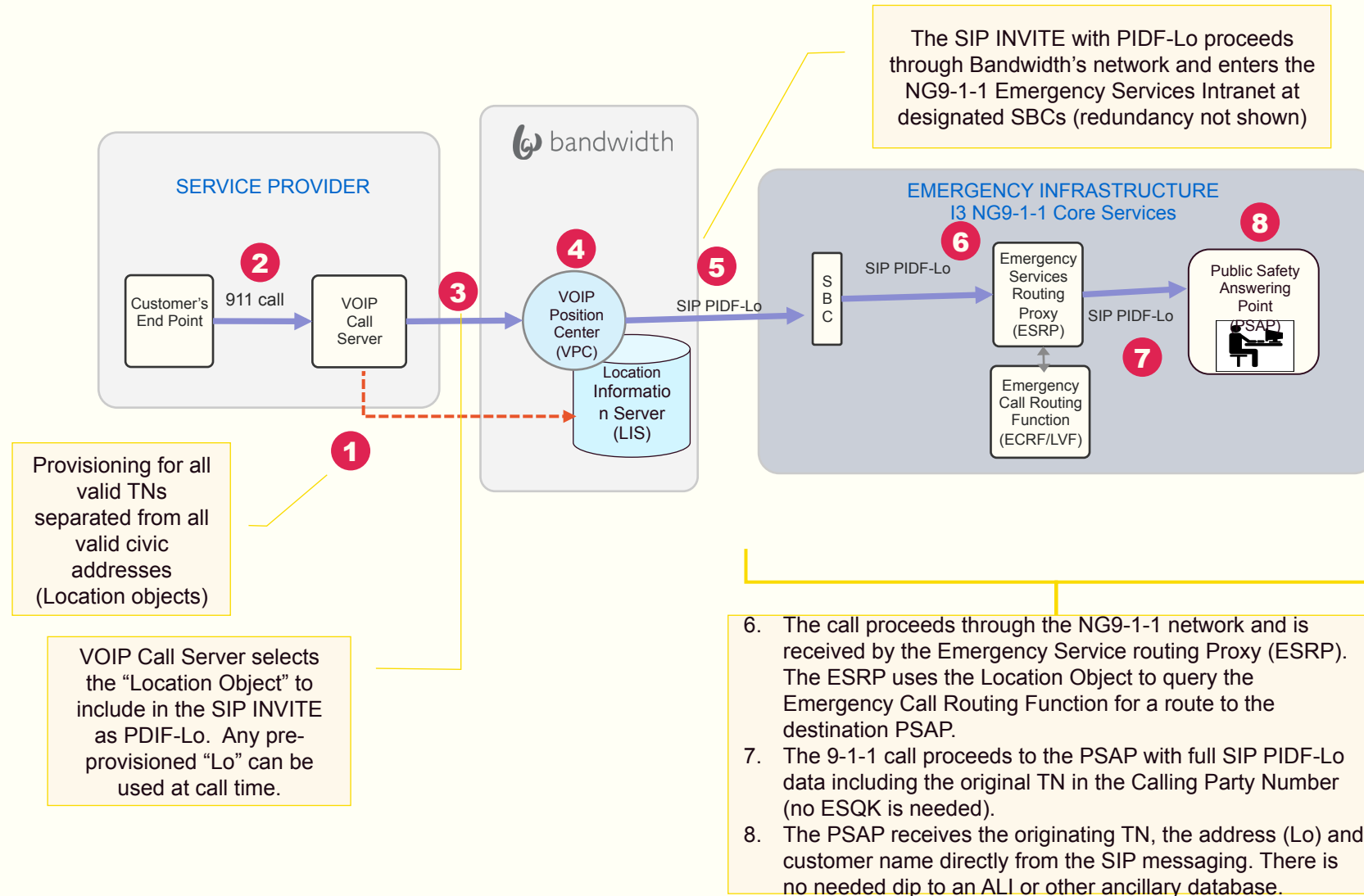


1. Provisioning of customer name, telephone number and civic address to BW
2. 9-1-1 call placed from customer's end-point
3. Call delivered to Bandwidth's redundant POP's (redundancy not shown)
4. Call routers, called a VOIP Position Center (VPC) at both sites can process the call
5. Bandwidth routes the call to the appropriate redundant Emergency Service Gateway (ESGW) with an ESQK that is specific to the PSAP
6. The ESGW converts VOIP to TDM and sends the call to the Selective Router (SR)
7. SR "dips" the LEC ALI database to obtain the trunk to route the call to the PSAP
8. The PSAP receives the ESQK, also known as a "pseudo-ANI or pANI"
9. The PSAP sends the ESQK to the LEC 911 database for the ALI "bid"
10. The LEC ALI database has the ESQK set to "steer" to the Bandwidth LIS to fetch MSAG address and Call Back Number (CBN)
11. MSAG address and CBN (which is the customer's TN) displayed at PSAP

“Nomadic IVOIP” 9-1-1 Call Flow with “i3 Location Object”



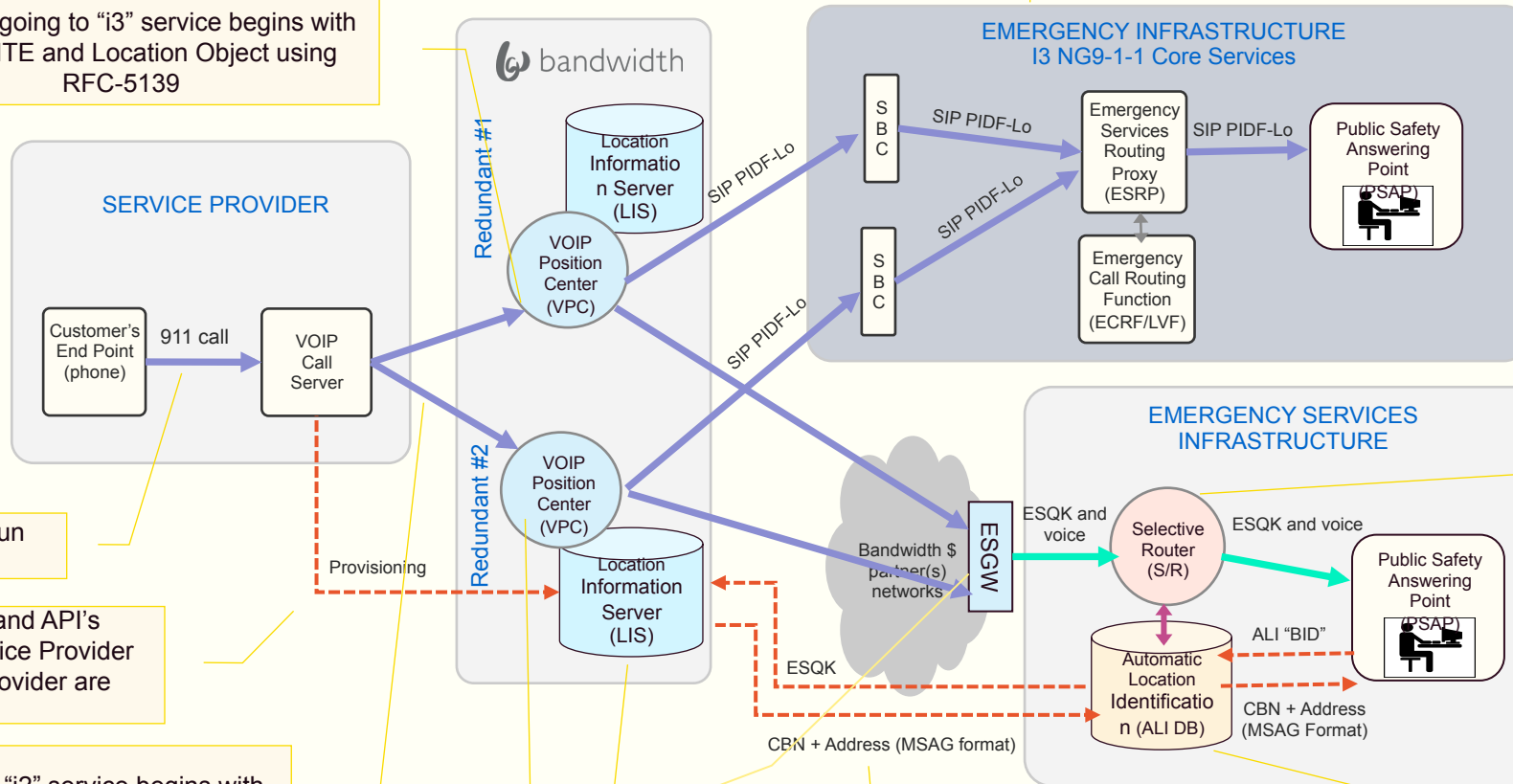
“Nomadic IVOIP” 9-1-1 with PIDF-Lo to NG9-1-1



SOME EXAMPLE STANDARDS INVOLVED IN 9-1-1

Next Generation "i3:" specification is:
NENA-STA-010.2-2016 (originally 08-003)

VOIP call going to "i3" service begins with SIP INVITE and Location Object using RFC-5139



"Normal" VOIP call begun with SIP INVITE

Provisioning portals and API's between a general Service Provider and a general VPC provider are proprietary.

VOIP call going to "i2" service begins with standard SIP INVITE, no location object.

NENA Interim VoIP Architecture for Enhanced 9-1-1 Services (i2) NENA 08-001,

NENA Standard Data Formats for 9-1-1 Data Exchange & GIS Mapping 015.10-201X (originally 02-010 v9)

Enhanced Wireless 9-1-1 Phase II PN-3-3890-RV2-AD1 formerly called TIA J-STD-036

NENA-03-005 January 2004 (Original Issue) Generic Requirements for an Enhanced 9-1-1 Selective Routing Switch

NENA Standard Data Formats for 9-1-1 Data Exchange & GIS Mapping NENA-02-010



bandwidth