

REDACTED FOR PUBLIC INSPECTION

(060) Coverage and Performance Report

FCC Form 690
Approved by OMB
OMB Control No. 3060-1185

<010> Study Area Code 498022
<015> Study Area Name T-Mobile West LLC
<020> Program Year 2019
<030> Contact Name - Person USAC should contact regarding this data Rhonda Thomas
<035> Contact Telephone Number - Number of person identified in data line <030> 4253834215 ext.
<039> Contact Email Address - Email Address of person identified in data line <030> rhonda.thomas63@t-mobile.com
<140> Coverage and Performance Report Year 07/2015 - 06/2016

<a1>	<a2>	<a3>	<b1>	<b2>	<b3>	<c1>	<c2>	<c3>	<d>
State	County	Census Block	Resident Population per Census Block	Resident Population Newly Reached by Service	Total Resident Population Reached by Service	Road Miles per Census Block	Road Miles per Census Block Newly Reached	Total Road Miles covered per Census Block	Certify that Coverage and Performance data is uploaded (yes/no)
NM	Torrance	'350579637002364	0	0	0	0.08			Yes
NM	Torrance	'350579637001288	0	0	0	8.15			Yes
NM	Torrance	'350579637001245	0	0	0	0.04			Yes
NM	Torrance	'350579637001667	0	0	0	0.84			Yes
NM	Torrance	'350579637002350	0	0	0	0.12			Yes
NM	Torrance	'350579637001657	3	0	0	8.79			Yes
NM	Torrance	'350579637002305	1	0	0	2.51			Yes
NM	Torrance	'350579637001560	0	0	0	1.39			Yes
NM	Torrance	'350579637001836	0	0	0	0.07			Yes
NM	Torrance	'350579637001159	0	0	0	1.95			Yes
NM	Torrance	'350579637001597	0	0	0	0.64			Yes
NM	Torrance	'350579637001594	0	0	0	0.1			Yes
NM	Torrance	'350579637001771	0	0	0	0.04			Yes
NM	Torrance	'350579637001645	0	0	0	0.08			Yes
NM	Torrance	'350579637002396	0	0	0	0.04			Yes
NM	Torrance	'350579637001590	0	0	0	0.03			Yes
NM	Torrance	'350579637001570	0	0	0	0.61			Yes
NM	Torrance	'350579637002328	0	0	0	0.22			Yes
NM	Torrance	'350579637001619	0	0	0	1.0			Yes
NM	Torrance	'350579637001751	0	0	0	0.53			Yes

Percentage of
Total Population
Reached by
Service

0

Percentage of Total
Road Miles covered
by Service

REDACTED FOR PUBLIC INSPECTION

(060) Coverage and Performance Report

FCC Form 690
Approved by OMB
OMB Control No. 3060-1185

<010>	Study Area Code	498022
<015>	Study Area Name	T-Mobile West LLC
<020>	Program Year	2019
<030>	Contact Name - Person USAC should contact regarding this data	Rhonda Thomas
<035>	Contact Telephone Number - Number of person identified in data line <030>	4253834215 ext.
<039>	Contact Email Address - Email Address of person identified in data line <030>	rhonda.thomas63@t-mobile.com
<140>	Coverage and Performance Report Year	07/2015 - 06/2016

<a1>	<a2>	<a3>	<b1>	<b2>	<b3>	<c1>	<c2>	<c3>	<d>
State	County	Census Block	Resident Population per Census Block	Resident Population Newly Reached by Service	Total Resident Population Reached by Service	Road Miles per Census Block	Road Miles per Census Block Newly Reached	Total Road Miles covered per Census Block	Certify that Coverage and Performance data is uploaded (yes/no)
NM	Torrance	'350579637001585	0	0	0	0.35			Yes
NM	Torrance	'350579637001784	0	0	0	2.23			Yes
NM	Torrance	'350579637001833	2	0	0	5.6			Yes
NM	Torrance	'350579637001533	3	0	0	0.54			Yes
NM	Torrance	'350579637001225	0	0	0	0.05			Yes
NM	Torrance	'350579637001303	0	0	0	4.69			Yes
NM	Torrance	'350579637001606	6	0	0	0.26			Yes
NM	Torrance	'350579637001554	0	0	0	0.91			Yes
NM	Torrance	'350579637001523	0	0	0	4.67			Yes
NM	Torrance	'350579637001550	0	0	0	4.57			Yes
NM	Torrance	'350579637002340	0	0	0	1.73			Yes
NM	Torrance	'350579637001813	0	0	0	2.15			Yes
NM	Torrance	'350579637001682	0	0	0	2.54			Yes
NM	Torrance	'350579637001199	0	0	0	5.25			Yes
NM	Torrance	'350579637002338	0	0	0	2.39			Yes
NM	Torrance	'350579637001229	0	0	0	10.8			Yes
NM	Torrance	'350579637001527	0	0	0	1.23			Yes
NM	Torrance	'350579637002370	0	0	0	0.11			Yes
NM	Torrance	'350579637001503	0	0	0	1.19			Yes
NM	Torrance	'350579637001847	0	0	0	0.82			Yes

Percentage of
Total Population
Reached by
Service

0

Percentage of Total
Road Miles covered
by Service

REDACTED FOR PUBLIC INSPECTION

(060) Coverage and Performance Report

FCC Form 690
Approved by OMB
OMB Control No. 3060-1185

<010> Study Area Code 498022
<015> Study Area Name T-Mobile West LLC
<020> Program Year 2019
<030> Contact Name - Person USAC should contact regarding this data Rhonda Thomas
<035> Contact Telephone Number - Number of person identified in data line <030> 4253834215 ext.
<039> Contact Email Address - Email Address of person identified in data line <030> rhonda.thomas63@t-mobile.com
<140> Coverage and Performance Report Year 07/2015 - 06/2016

<a1>	<a2>	<a3>	<b1>	<b2>	<b3>	<c1>	<c2>	<c3>	<d>
State	County	Census Block	Resident Population per Census Block	Resident Population Newly Reached by Service	Total Resident Population Reached by Service	Road Miles per Census Block	Road Miles per Census Block Newly Reached	Total Road Miles covered per Census Block	Certify that Coverage and Performance data is uploaded (yes/no)
NM	Torrance	'350579637001636	0	0	0	2.17			Yes
NM	Torrance	'350579637001079	0	0	0	2.09			Yes
NM	Torrance	'350579637001040	0	0	0	0.7			Yes
NM	Torrance	'350579637001557	0	0	0	0.03			Yes
NM	Torrance	'350579637001894	0	0	0	0.26			Yes
NM	Torrance	'350579637002342	0	0	0	0.12			Yes
NM	Torrance	'350579637001253	0	0	0	2.48			Yes
NM	Torrance	'350579637001756	0	0	0	8.43			Yes
NM	Torrance	'350579637001500	0	0	0	3.03			Yes
NM	Torrance	'350579637001826	0	0	0	4.62			Yes
NM	Torrance	'350579637001691	0	0	0	1.81			Yes
NM	Torrance	'350579637001719	0	0	0	0.12			Yes
NM	Torrance	'350579637001495	0	0	0	1.34			Yes
NM	Torrance	'350579637001272	0	0	0	3.16			Yes
NM	Torrance	'350579637001222	0	0	0	0.35			Yes
NM	Torrance	'350579637002475	0	0	0	0.08			Yes
NM	Torrance	'350579637001595	0	0	0	0.62			Yes
NM	Torrance	'350579637001097	0	0	0	1.42			Yes
NM	Torrance	'350579637002288	0	0	0	0.07			Yes
NM	Torrance	'350579637001903	0	0	0	0.06			Yes

Percentage of
Total Population
Reached by
Service

0

Percentage of Total
Road Miles covered
by Service

REDACTED FOR PUBLIC INSPECTION

(060) Coverage and Performance Report

FCC Form 690
Approved by OMB
OMB Control No. 3060-1185

<010> Study Area Code 498022
<015> Study Area Name T-Mobile West LLC
<020> Program Year 2019
<030> Contact Name - Person USAC should contact regarding this data Rhonda Thomas
<035> Contact Telephone Number - Number of person identified in data line <030> 4253834215 ext.
<039> Contact Email Address - Email Address of person identified in data line <030> rhonda.thomas63@t-mobile.com
<140> Coverage and Performance Report Year 07/2015 - 06/2016

<141>	<a1>	<a2>	<a3>	<b1>	<b2>	<b3>	<c1>	<c2>	<c3>	<d>
	State	County	Census Block	Resident Population per Census Block	Resident Population Newly Reached by Service	Total Resident Population Reached by Service	Road Miles per Census Block	Road Miles per Census Block Newly Reached	Total Road Miles covered per Census Block	Certify that Coverage and Performance data is uploaded (yes/no)
	NM	Torrance	'350579637001651	0	0	0	0.25			Yes
	NM	Torrance	'350579637001218	0	0	0	0.41			Yes
	NM	Torrance	'350579637001223	0	0	0	0.28			Yes
	NM	Torrance	'350579637001697	0	0	0	3.23			Yes
	NM	Torrance	'350579637001854	0	0	0	0.07			Yes
	NM	Torrance	'350579637001839	0	0	0	1.08			Yes
	NM	Torrance	'350579637002280	0	0	0	0.99			Yes
	NM	Torrance	'350579637001728	3	0	0	5.35			Yes
	NM	Torrance	'350579637002372	0	0	0	0.15			Yes
	NM	Torrance	'350579637001822	0	0	0	1.13			Yes
	NM	Torrance	'350579637001173	0	0	0	2.83			Yes
	NM	Torrance	'350579637002292	0	0	0	1.07			Yes
	NM	Torrance	'350579637002389	0	0	0	0.29			Yes
	NM	Torrance	'350579637001696	0	0	0	3.06			Yes
	NM	Torrance	'350579637001501	0	0	0	5.83			Yes
	NM	Torrance	'350579637001485	0	0	0	3.69			Yes
	NM	Torrance	'350579637002343	0	0	0	0.39			Yes
	NM	Torrance	'350579637002438	0	0	0	0.62			Yes
	NM	Torrance	'350579637001190	0	0	0	2.23			Yes
	NM	Torrance	'350579637002398	0	0	0	0.79			Yes

Percentage of
Total Population
Reached by
Service

0

Percentage of Total
Road Miles covered
by Service

REDACTED FOR PUBLIC INSPECTION

(060) Coverage and Performance Report

FCC Form 690
Approved by OMB
OMB Control No. 3060-1185

<010> Study Area Code 498022
<015> Study Area Name T-Mobile West LLC
<020> Program Year 2019
<030> Contact Name - Person USAC should contact regarding this data Rhonda Thomas
<035> Contact Telephone Number - Number of person identified in data line <030> 4253834215 ext.
<039> Contact Email Address - Email Address of person identified in data line <030> rhonda.thomas63@t-mobile.com
<140> Coverage and Performance Report Year 07/2015 - 06/2016

<141>	<a1>	<a2>	<a3>	<b1>	<b2>	<b3>	<c1>	<c2>	<c3>	<d>
	State	County	Census Block	Resident Population per Census Block	Resident Population Newly Reached by Service	Total Resident Population Reached by Service	Road Miles per Census Block	Road Miles per Census Block Newly Reached	Total Road Miles covered per Census Block	Certify that Coverage and Performance data is uploaded (yes/no)
	NM	Torrance	'350579637002326	1	0	0	3.98			Yes
	NM	Torrance	'350579637001273	0	0	0	3.21			Yes
	NM	Torrance	'350579637002059	2	0	0	0.03			Yes
	NM	Torrance	'350579637001666	0	0	0	3.8			Yes
	NM	Torrance	'350579637002037	0	0	0	0.44			Yes
	NM	Torrance	'350579637002304	0	0	0	0.23			Yes
	NM	Torrance	'350579637001862	0	0	0	0.03			Yes
	NM	Torrance	'350579637001639	0	0	0	2.45			Yes
	NM	Torrance	'350579637001889	0	0	0	0.27			Yes
	NM	Torrance	'350579637002453	0	0	0	1.01			Yes
	NM	Torrance	'350579637001584	5	0	0	1.52			Yes
	NM	Torrance	'350579637001780	0	0	0	2.51			Yes
	NM	Torrance	'350579637001626	0	0	0	0.7			Yes
	NM	Torrance	'350579637001561	0	0	0	3.4			Yes
	NM	Torrance	'350579637001761	0	0	0	0.05			Yes
	NM	Torrance	'350579637001664	3	0	0	16.34			Yes
	NM	Torrance	'350579637002430	0	0	0	1.29			Yes
	NM	Torrance	'350579637001623	0	0	0	3.74			Yes
	NM	Torrance	'350579637001521	0	0	0	2.46			Yes
	NM	Torrance	'350579637002411	0	0	0	4.9			Yes

Percentage of
Total Population
Reached by
Service

0

Percentage of Total
Road Miles covered
by Service

REDACTED FOR PUBLIC INSPECTION

(060) Coverage and Performance Report

FCC Form 690
Approved by OMB
OMB Control No. 3060-1185

<010> Study Area Code 498022
<015> Study Area Name T-Mobile West LLC
<020> Program Year 2019
<030> Contact Name - Person USAC should contact regarding this data Rhonda Thomas
<035> Contact Telephone Number - Number of person identified in data line <030> 4253834215 ext.
<039> Contact Email Address - Email Address of person identified in data line <030> rhonda.thomas63@t-mobile.com
<140> Coverage and Performance Report Year 07/2015 - 06/2016

<a1>	<a2>	<a3>	<b1>	<b2>	<b3>	<c1>	<c2>	<c3>	<d>
State	County	Census Block	Resident Population per Census Block	Resident Population Newly Reached by Service	Total Resident Population Reached by Service	Road Miles per Census Block	Road Miles per Census Block Newly Reached	Total Road Miles covered per Census Block	Certify that Coverage and Performance data is uploaded (yes/no)
NM	Torrance	'350579637001712	0	0	0	0.35			Yes
NM	Torrance	'350579637001749	0	0	0	6.32			Yes
NM	Torrance	'350579637001064	0	0	0	0.47			Yes
NM	Torrance	'350579637002525	2	0	0	0.04			Yes
NM	Torrance	'350579637001510	0	0	0	0.06			Yes
NM	Torrance	'350579637001610	5	0	0	0.14			Yes
NM	Torrance	'350579637001850	0	0	0	0.21			Yes
NM	Torrance	'350579637001772	0	0	0	0.03			Yes
NM	Torrance	'350579637001189	0	0	0	0.03			Yes
NM	Torrance	'350579637002405	0	0	0	1.15			Yes
NM	Torrance	'350579637001259	0	0	0	2.99			Yes
NM	Torrance	'350579637001582	2	0	0	0.31			Yes
NM	Torrance	'350579637002454	0	0	0	0.35			Yes
NM	Torrance	'350579637002434	0	0	0	0.18			Yes
NM	Torrance	'350579637001739	0	0	0	4.99			Yes
NM	Torrance	'350579637001281	0	0	0	2.15			Yes
NM	Torrance	'350579637001692	0	0	0	4.02			Yes
NM	Torrance	'350579637001509	0	0	0	2.75			Yes
NM	Torrance	'350579637001066	0	0	0	0.31			Yes
NM	Torrance	'350579637001668	4	0	0	9.69			Yes

Percentage of
Total Population
Reached by
Service

0

Percentage of Total
Road Miles covered
by Service

REDACTED FOR PUBLIC INSPECTION

(060) Coverage and Performance Report

FCC Form 690
Approved by OMB
OMB Control No. 3060-1185

<010> Study Area Code 498022
<015> Study Area Name T-Mobile West LLC
<020> Program Year 2019
<030> Contact Name - Person USAC should contact regarding this data Rhonda Thomas
<035> Contact Telephone Number - Number of person identified in data line <030> 4253834215 ext.
<039> Contact Email Address - Email Address of person identified in data line <030> rhonda.thomas63@t-mobile.com
<140> Coverage and Performance Report Year 07/2015 - 06/2016

<a1>	<a2>	<a3>	<b1>	<b2>	<b3>	<c1>	<c2>	<c3>	<d>
State	County	Census Block	Resident Population per Census Block	Resident Population Newly Reached by Service	Total Resident Population Reached by Service	Road Miles per Census Block	Road Miles per Census Block Newly Reached	Total Road Miles covered per Census Block	Certify that Coverage and Performance data is uploaded (yes/no)
NM	Torrance	'350579637001655	0	0	0	1.04			Yes
NM	Torrance	'350579637001102	0	0	0	0.13			Yes
NM	Torrance	'350579637001866	0	0	0	0.08			Yes
NM	Torrance	'350579637001498	0	0	0	1.95			Yes
NM	Torrance	'350579637001217	0	0	0	0.09			Yes
NM	Torrance	'350579637002470	0	0	0	0.14			Yes
NM	Torrance	'350579637001673	0	0	0	1.35			Yes
NM	Torrance	'350579637001552	0	0	0	3.03			Yes
NM	Torrance	'350579637002355	0	0	0	5.79			Yes
NM	Torrance	'350579637001609	0	0	0	0.12			Yes
NM	Torrance	'350579637001694	2	0	0	1.51			Yes
NM	Torrance	'350579637001467	0	0	0	0.15			Yes
NM	Torrance	'350579637001036	0	0	0	0.25			Yes
NM	Torrance	'350579637001156	0	0	0	1.42			Yes
NM	Torrance	'350579637002349	0	0	0	0.28			Yes
NM	Torrance	'350579637001737	0	0	0	0.4			Yes
NM	Torrance	'350579637002386	0	0	0	0.6			Yes
NM	Torrance	'350579637001458	0	0	0	1.77			Yes
NM	Torrance	'350579637001037	0	0	0	0.63			Yes
NM	Torrance	'350579637002522	3	0	0	0.06			Yes

Percentage of
Total Population
Reached by
Service

0

Percentage of Total
Road Miles covered
by Service

REDACTED FOR PUBLIC INSPECTION

(060) Coverage and Performance Report

FCC Form 690
Approved by OMB
OMB Control No. 3060-1185

<010> Study Area Code 498022
<015> Study Area Name T-Mobile West LLC
<020> Program Year 2019
<030> Contact Name - Person USAC should contact regarding this data Rhonda Thomas
<035> Contact Telephone Number - Number of person identified in data line <030> 4253834215 ext.
<039> Contact Email Address - Email Address of person identified in data line <030> rhonda.thomas63@t-mobile.com
<140> Coverage and Performance Report Year 07/2015 - 06/2016

<141>	<a1>	<a2>	<a3>	<b1>	<b2>	<b3>	<c1>	<c2>	<c3>	<d>
	State	County	Census Block	Resident Population per Census Block	Resident Population Newly Reached by Service	Total Resident Population Reached by Service	Road Miles per Census Block	Road Miles per Census Block Newly Reached	Total Road Miles covered per Census Block	Certify that Coverage and Performance data is uploaded (yes/no)
	NM	Torrance	'350579637002408	0	0	0	4.02			Yes
	NM	Torrance	'350579637001705	0	0	0	3.04			Yes
	NM	Torrance	'350579637002400	0	0	0	0.14			Yes
	NM	Torrance	'350579637001276	0	0	0	1.84			Yes
	NM	Torrance	'350579637001282	4	0	0	21.0			Yes
	NM	Torrance	'350579637001270	0	0	0	1.66			Yes
	NM	Torrance	'350579637001304	0	0	0	1.55			Yes
	NM	Torrance	'350579637001580	0	0	0	0.15			Yes
	NM	Torrance	'350579637001711	0	0	0	0.2			Yes
	NM	Torrance	'350579637001902	0	0	0	1.99			Yes
	NM	Torrance	'350579637001062	0	0	0	2.79			Yes
	NM	Torrance	'350579637001881	5	0	0	0.13			Yes
	NM	Torrance	'350579637002422	0	0	0	2.57			Yes
	NM	Torrance	'350579637001795	0	0	0	0.56			Yes
	NM	Torrance	'350579637002311	2	0	0	0.11			Yes
	NM	Torrance	'350579637001575	0	0	0	1.52			Yes
	NM	Torrance	'350579637001893	0	0	0	0.11			Yes
	NM	Torrance	'350579637002321	0	0	0	0.14			Yes
	NM	Torrance	'350579637002409	0	0	0	1.17			Yes
	NM	Torrance	'350579637002507	0	0	0	0.09			Yes

Percentage of
Total Population
Reached by
Service

0

Percentage of Total
Road Miles covered
by Service

REDACTED FOR PUBLIC INSPECTION

(060) Coverage and Performance Report

FCC Form 690
Approved by OMB
OMB Control No. 3060-1185

<010> Study Area Code 498022
<015> Study Area Name T-Mobile West LLC
<020> Program Year 2019
<030> Contact Name - Person USAC should contact regarding this data Rhonda Thomas
<035> Contact Telephone Number - Number of person identified in data line <030> 4253834215 ext.
<039> Contact Email Address - Email Address of person identified in data line <030> rhonda.thomas63@t-mobile.com
<140> Coverage and Performance Report Year 07/2015 - 06/2016

<a1>	<a2>	<a3>	<b1>	<b2>	<b3>	<c1>	<c2>	<c3>	<d>
State	County	Census Block	Resident Population per Census Block	Resident Population Newly Reached by Service	Total Resident Population Reached by Service	Road Miles per Census Block	Road Miles per Census Block Newly Reached	Total Road Miles covered per Census Block	Certify that Coverage and Performance data is uploaded (yes/no)
NM	Torrance	'350579637001168	0	0	0	0.85			Yes
NM	Torrance	'350579637001581	0	0	0	0.03			Yes
NM	Torrance	'350579637002024	5	0	0	2.29			Yes
NM	Torrance	'350579637001732	0	0	0	0.51			Yes
NM	Torrance	'350579637001680	18	0	0	28.51			Yes
NM	Torrance	'350579637001071	0	0	0	2.93			Yes
NM	Torrance	'350579637001465	0	0	0	0.04			Yes
NM	Torrance	'350579637001855	0	0	0	0.03			Yes
NM	Torrance	'350579637001238	0	0	0	5.01			Yes
NM	Torrance	'350579637002052	1	0	0	1.26			Yes
NM	Torrance	'350579637001596	0	0	0	6.59			Yes
NM	Torrance	'350579637002439	0	0	0	0.41			Yes
NM	Torrance	'350579637002402	0	0	0	0.08			Yes
NM	Torrance	'350579637001289	0	0	0	2.02			Yes
NM	Torrance	'350579637001587	0	0	0	0.13			Yes
NM	Torrance	'350579637001486	9	0	0	6.07			Yes
NM	Torrance	'350579637001599	0	0	0	1.43			Yes
NM	Torrance	'350579637002303	0	0	0	0.12			Yes
NM	Torrance	'350579637002309	0	0	0	0.46			Yes
NM	Torrance	'350579637002345	0	0	0	0.27	0.27	0.27	Yes

Percentage of
Total Population
Reached by
Service

0

Percentage of Total
Road Miles covered
by Service

REDACTED FOR PUBLIC INSPECTION

(060) Coverage and Performance Report

FCC Form 690
Approved by OMB
OMB Control No. 3060-1185

<010>	Study Area Code	498022
<015>	Study Area Name	T-Mobile West LLC
<020>	Program Year	2019
<030>	Contact Name - Person USAC should contact regarding this data	Rhonda Thomas
<035>	Contact Telephone Number - Number of person identified in data line <030>	4253834215 ext.
<039>	Contact Email Address - Email Address of person identified in data line <030>	rhonda.thomas63@t-mobile.com
<140>	Coverage and Performance Report Year	07/2015 - 06/2016

<141>	<a1>	<a2>	<a3>	<b1>	<b2>	<b3>	<c1>	<c2>	<c3>	<d>
	State	County	Census Block	Resident Population per Census Block	Resident Population Newly Reached by Service	Total Resident Population Reached by Service	Road Miles per Census Block	Road Miles per Census Block Newly Reached	Total Road Miles covered per Census Block	Certify that Coverage and Performance data is uploaded (yes/no)
	NM	Torrance	'350579637001565	0	0	0	0.47			Yes
	NM	Torrance	'350579637001287	0	0	0	0.42			Yes
	NM	Torrance	'350579637002324	0	0	0	0.63			Yes
	NM	Torrance	'350579637002300	0	0	0	0.38			Yes
	NM	Torrance	'350579637001649	0	0	0	2.69			Yes
	NM	Torrance	'350579637001593	0	0	0	0.18			Yes
	NM	Torrance	'350579637001566	0	0	0	0.03			Yes
	NM	Torrance	'350579637002296	0	0	0	0.7			Yes
	NM	Torrance	'350579637001605	0	0	0	0.18			Yes
	NM	Torrance	'350579637001278	0	0	0	1.63			Yes
	NM	Torrance	'350579637001905	2	0	0	0.11			Yes
	NM	Torrance	'350579637001314	0	0	0	0.3			Yes
	NM	Torrance	'350579637001883	0	0	0	2.1			Yes
	NM	Torrance	'350579637001748	0	0	0	0.18			Yes
	NM	Torrance	'350579637001542	0	0	0	0.43			Yes
	NM	Torrance	'350579637002344	0	0	0	1.18			Yes
	NM	Torrance	'350579637001859	0	0	0	0.78			Yes
	NM	Torrance	'350579637001766	2	0	0	7.78			Yes
	NM	Torrance	'350579637001487	1	0	0	4.1			Yes
	NM	Torrance	'350579637001504	0	0	0	3.7			Yes

Percentage of
Total Population
Reached by
Service

0

Percentage of Total
Road Miles covered
by Service

REDACTED FOR PUBLIC INSPECTION


(060) Coverage and Performance Report

FCC Form 690
Approved by OMB
OMB Control No. 3060-1185

<010> Study Area Code 498022
<015> Study Area Name T-Mobile West LLC
<020> Program Year 2019
<030> Contact Name - Person USAC should contact regarding this data Rhonda Thomas
<035> Contact Telephone Number - Number of person identified in data line <030> 4253834215 ext.
<039> Contact Email Address - Email Address of person identified in data line <030> rhonda.thomas63@t-mobile.com
<140> Coverage and Performance Report Year 07/2015 - 06/2016

<a1>	<a2>	<a3>	<b1>	<b2>	<b3>	<c1>	<c2>	<c3>	<d>
State	County	Census Block	Resident Population per Census Block	Resident Population Newly Reached by Service	Total Resident Population Reached by Service	Road Miles per Census Block	Road Miles per Census Block Newly Reached	Total Road Miles covered per Census Block	Certify that Coverage and Performance data is uploaded (yes/no)
NM	Torrance	'350579637001091	0	0	0	1.9			Yes
NM	Torrance	'350579637001888	20	0	0	1.09			Yes
NM	Torrance	'350579637002312	0	0	0	0.26			Yes
NM	Torrance	'350579637001704	0	0	0	3.47			Yes
NM	Torrance	'350579637001646	0	0	0	3.09			Yes
NM	Torrance	'350579637001286	0	0	0	1.14			Yes
NM	Torrance	'350579637001648	0	0	0	1.7			Yes
NM	Torrance	'350579637001722	0	0	0	3.86			Yes
NM	Torrance	'350579637001741	0	0	0	0.58			Yes
NM	Torrance	'350579637001264	0	0	0	1.9			Yes
NM	Torrance	'350579637001155	0	0	0	0.55			Yes
NM	Torrance	'350579637001878	1	0	0	0.14			Yes
NM	Torrance	'350579637002043	2	0	0	0.81			Yes
NM	Torrance	'350579637002414	0	0	0	2.05			Yes
NM	Torrance	'350579637001851	0	0	0	0.46			Yes
NM	Torrance	'350579637001726	0	0	0	3.2			Yes
NM	Torrance	'350579637002472	0	0	0	0.04			Yes
NM	Torrance	'350579637002278	16	0	0	2.85			Yes
NM	Torrance	'350579637001647	0	0	0	2.4			Yes
NM	Torrance	'350579637001628	0	0	0	5.39			Yes

Percentage of
Total Population
Reached by
Service



Percentage of Total
Road Miles covered
by Service



REDACTED FOR PUBLIC INSPECTION

(060) Coverage and Performance Report

FCC Form 690
Approved by OMB
OMB Control No. 3060-1185

<010>	Study Area Code	498022
<015>	Study Area Name	T-Mobile West LLC
<020>	Program Year	2019
<030>	Contact Name - Person USAC should contact regarding this data	Rhonda Thomas
<035>	Contact Telephone Number - Number of person identified in data line <030>	4253834215 ext.
<039>	Contact Email Address - Email Address of person identified in data line <030>	rhonda.thomas63@t-mobile.com
<140>	Coverage and Performance Report Year	07/2015 - 06/2016

<a1>	<a2>	<a3>	<b1>	<b2>	<b3>	<c1>	<c2>	<c3>	<d>
State	County	Census Block	Resident Population per Census Block	Resident Population Newly Reached by Service	Total Resident Population Reached by Service	Road Miles per Census Block	Road Miles per Census Block Newly Reached	Total Road Miles covered per Census Block	Certify that Coverage and Performance data is uploaded (yes/no)
NM	Torrance	'350579637001316	0	0	0	1.58			Yes
NM	Torrance	'350579637001876	0	0	0	0.13			Yes
NM	Torrance	'350579637002478	0	0	0	0.05			Yes
NM	Torrance	'350579637001630	0	0	0	1.57			Yes
NM	Torrance	'350579637001562	0	0	0	3.54			Yes
NM	Torrance	'350579637001898	0	0	0	1.05			Yes
NM	Torrance	'350579637001920	0	0	0	0.13			Yes
NM	Torrance	'350579637001591	0	0	0	0.72			Yes
NM	Torrance	'350579637002363	6	0	0	0.4			Yes
NM	Torrance	'350579637001146	0	0	0	0.15			Yes
NM	Torrance	'350579637001624	0	0	0	0.05			Yes
NM	Torrance	'350579637001039	0	0	0	0.28			Yes
NM	Torrance	'350579637001671	0	0	0	0.71			Yes
NM	Torrance	'350579637002377	4	0	0	0.53			Yes
NM	Torrance	'350579637001506	0	0	0	3.31			Yes
NM	Torrance	'350579637001695	1	0	0	4.63			Yes
NM	Torrance	'350579637001203	0	0	0	0.25			Yes
NM	Torrance	'350579637002427	2	0	0	4.24			Yes
NM	Torrance	'350579637001838	0	0	0	1.12			Yes
NM	Torrance	'350579637002332	2	0	0	1.4			Yes

Percentage of
Total Population
Reached by
Service

0

Percentage of Total
Road Miles covered
by Service

REDACTED FOR PUBLIC INSPECTION

(060) Coverage and Performance Report

FCC Form 690
Approved by OMB
OMB Control No. 3060-1185

<010> Study Area Code 498022
<015> Study Area Name T-Mobile West LLC
<020> Program Year 2019
<030> Contact Name - Person USAC should contact regarding this data Rhonda Thomas
<035> Contact Telephone Number - Number of person identified in data line <030> 4253834215 ext.
<039> Contact Email Address - Email Address of person identified in data line <030> rhonda.thomas63@t-mobile.com
<140> Coverage and Performance Report Year 07/2015 - 06/2016

<a1>	<a2>	<a3>	<b1>	<b2>	<b3>	<c1>	<c2>	<c3>	<d>
State	County	Census Block	Resident Population per Census Block	Resident Population Newly Reached by Service	Total Resident Population Reached by Service	Road Miles per Census Block	Road Miles per Census Block Newly Reached	Total Road Miles covered per Census Block	Certify that Coverage and Performance data is uploaded (yes/no)
NM	Torrance	'350579637001462	0	0	0	6.0			Yes
NM	Torrance	'350579637001660	4	0	0	9.12			Yes
NM	Torrance	'350579637002415	0	0	0	1.01			Yes
NM	Torrance	'350579637001041	0	0	0	0.77			Yes
NM	Torrance	'350579637001872	0	0	0	0.1			Yes
NM	Torrance	'350579637002394	2	0	0	0.13			Yes
NM	Torrance	'350579637002435	0	0	0	2.36			Yes
NM	Torrance	'350579637002359	29	0	0	7.35			Yes
NM	Torrance	'350579637001798	0	0	0	1.54			Yes
NM	Torrance	'350579637001093	0	0	0	0.27			Yes
NM	Torrance	'350579637001709	2	0	0	0.17			Yes
NM	Torrance	'350579637002451	0	0	0	2.04			Yes
NM	Torrance	'350579637002031	0	0	0	4.55			Yes
NM	Torrance	'350579637001528	1	0	0	1.27			Yes
NM	Torrance	'350579637001849	0	0	0	0.8			Yes
NM	Torrance	'350579637001164	0	0	0	0.3			Yes
NM	Torrance	'350579637001891	4	0	0	0.17			Yes
NM	Torrance	'350579637001616	0	0	0	1.67			Yes
NM	Torrance	'350579637001490	0	0	0	0.17			Yes
NM	Torrance	'350579637001892	0	0	0	0.1			Yes

Percentage of
Total Population
Reached by
Service

0

Percentage of Total
Road Miles covered
by Service

REDACTED FOR PUBLIC INSPECTION

(060) Coverage and Performance Report

FCC Form 690
Approved by OMB
OMB Control No. 3060-1185

<010> Study Area Code 498022
<015> Study Area Name T-Mobile West LLC
<020> Program Year 2019
<030> Contact Name - Person USAC should contact regarding this data Rhonda Thomas
<035> Contact Telephone Number - Number of person identified in data line <030> 4253834215 ext.
<039> Contact Email Address - Email Address of person identified in data line <030> rhonda.thomas63@t-mobile.com
<140> Coverage and Performance Report Year 07/2015 - 06/2016

<141>	<a1>	<a2>	<a3>	<b1>	<b2>	<b3>	<c1>	<c2>	<c3>	<d>
	State	County	Census Block	Resident Population per Census Block	Resident Population Newly Reached by Service	Total Resident Population Reached by Service	Road Miles per Census Block	Road Miles per Census Block Newly Reached	Total Road Miles covered per Census Block	Certify that Coverage and Performance data is uploaded (yes/no)
	NM	Torrance	'350579637002403	0	0	0	0.12			Yes
	NM	Torrance	'350579637001843	0	0	0	0.38			Yes
	NM	Torrance	'350579637001877	12	0	0	0.84			Yes
	NM	Torrance	'350579637001539	0	0	0	0.5			Yes
	NM	Torrance	'350579637001634	0	0	0	1.21			Yes
	NM	Torrance	'350579637002063	0	0	0	0.13			Yes
	NM	Torrance	'350579637002336	0	0	0	2.69			Yes
	NM	Torrance	'350579637001512	0	0	0	0.67			Yes
	NM	Torrance	'350579637002467	0	0	0	0.07			Yes
	NM	Torrance	'350579637001604	0	0	0	0.09			Yes
	NM	Torrance	'350579637001166	0	0	0	0.03			Yes
	NM	Torrance	'350579637001713	0	0	0	0.16			Yes
	NM	Torrance	'350579637001511	0	0	0	2.68			Yes
	NM	Torrance	'350579637001725	0	0	0	0.03			Yes
	NM	Torrance	'350579637002391	0	0	0	0.09			Yes
	NM	Torrance	'350579637001714	0	0	0	7.27			Yes
	NM	Torrance	'350579637001814	0	0	0	2.83			Yes
	NM	Torrance	'350579637001689	0	0	0	3.24			Yes
	NM	Torrance	'350579637001797	0	0	0	7.39			Yes
	NM	Torrance	'350579637002335	0	0	0	2.2			Yes

Percentage of
Total Population
Reached by
Service

0

Percentage of Total
Road Miles covered
by Service

REDACTED FOR PUBLIC INSPECTION

(060) Coverage and Performance Report

FCC Form 690
Approved by OMB
OMB Control No. 3060-1185

<010> Study Area Code 498022
<015> Study Area Name T-Mobile West LLC
<020> Program Year 2019
<030> Contact Name - Person USAC should contact regarding this data Rhonda Thomas
<035> Contact Telephone Number - Number of person identified in data line <030> 4253834215 ext.
<039> Contact Email Address - Email Address of person identified in data line <030> rhonda.thomas63@t-mobile.com
<140> Coverage and Performance Report Year 07/2015 - 06/2016

<a1>	<a2>	<a3>	<b1>	<b2>	<b3>	<c1>	<c2>	<c3>	<d>
State	County	Census Block	Resident Population per Census Block	Resident Population Newly Reached by Service	Total Resident Population Reached by Service	Road Miles per Census Block	Road Miles per Census Block Newly Reached	Total Road Miles covered per Census Block	Certify that Coverage and Performance data is uploaded (yes/no)
NM	Torrance	'350579637001267	0	0	0	2.32			Yes
NM	Torrance	'350579637002053	0	0	0	3.19			Yes
NM	Torrance	'350579637001642	0	0	0	9.13			Yes
NM	Torrance	'350579637002433	0	0	0	2.89			Yes
NM	Torrance	'350579637001652	0	0	0	3.0			Yes
NM	Torrance	'350579637002526	2	0	0	0.04			Yes
NM	Torrance	'350579637002416	0	0	0	2.98			Yes
NM	Torrance	'350579637001534	0	0	0	4.47			Yes
NM	Torrance	'350579637001864	1	0	0	0.14			Yes
NM	Torrance	'350579637001307	0	0	0	0.72			Yes
NM	Torrance	'350579637001141	0	0	0	1.63			Yes
NM	Torrance	'350579637002291	0	0	0	0.2			Yes
NM	Torrance	'350579637002373	0	0	0	0.17			Yes
NM	Torrance	'350579637001867	1	0	0	0.04			Yes
NM	Torrance	'350579637002354	0	0	0	3.73			Yes
NM	Torrance	'350579637002381	5	0	0	5.18			Yes
NM	Torrance	'350579637001764	0	0	0	1.78			Yes
NM	Torrance	'350579637001919	4	0	0	0.11			Yes
NM	Torrance	'350579637001820	0	0	0	1.57			Yes
NM	Torrance	'350579637001770	3	0	0	12.47			Yes

Percentage of
Total Population
Reached by
Service

0

Percentage of Total
Road Miles covered
by Service

REDACTED FOR PUBLIC INSPECTION

(060) Coverage and Performance Report

FCC Form 690
Approved by OMB
OMB Control No. 3060-1185

<010> Study Area Code 498022
<015> Study Area Name T-Mobile West LLC
<020> Program Year 2019
<030> Contact Name - Person USAC should contact regarding this data Rhonda Thomas
<035> Contact Telephone Number - Number of person identified in data line <030> 4253834215 ext.
<039> Contact Email Address - Email Address of person identified in data line <030> rhonda.thomas63@t-mobile.com
<140> Coverage and Performance Report Year 07/2015 - 06/2016

<141>	<a1>	<a2>	<a3>	<b1>	<b2>	<b3>	<c1>	<c2>	<c3>	<d>
	State	County	Census Block	Resident Population per Census Block	Resident Population Newly Reached by Service	Total Resident Population Reached by Service	Road Miles per Census Block	Road Miles per Census Block Newly Reached	Total Road Miles covered per Census Block	Certify that Coverage and Performance data is uploaded (yes/no)
	NM	Torrance	'350579637001171	0	0	0	0.33			Yes
	NM	Torrance	'350579637001830	0	0	0	0.63			Yes
	NM	Torrance	'350579637001672	0	0	0	2.84			Yes
	NM	Torrance	'350579637002376	5	0	0	0.2			Yes
	NM	Torrance	'350579637001249	0	0	0	0.48			Yes
	NM	Torrance	'350579637002034	0	0	0	1.04			Yes
	NM	Torrance	'350579637001221	0	0	0	1.75			Yes
	NM	Torrance	'350579637001586	4	0	0	0.14			Yes
	NM	Torrance	'350579637001239	0	0	0	0.04			Yes
	NM	Torrance	'350579637001717	0	0	0	0.19			Yes
	NM	Torrance	'350579637001191	0	0	0	2.56			Yes
	NM	Torrance	'350579637001865	0	0	0	0.11			Yes
	NM	Torrance	'350579637001600	3	0	0	0.69			Yes
	NM	Torrance	'350579637001546	0	0	0	5.33			Yes
	NM	Torrance	'350579637001477	0	0	0	0.29			Yes
	NM	Torrance	'350579637001774	0	0	0	0.04			Yes
	NM	Torrance	'350579637001279	0	0	0	1.51			Yes
	NM	Torrance	'350579637001759	1	0	0	4.47			Yes
	NM	Torrance	'350579637002357	4	0	0	0.4			Yes
	NM	Torrance	'350579637001499	0	0	0	0.9			Yes

Percentage of
Total Population
Reached by
Service

0

Percentage of Total
Road Miles covered
by Service

REDACTED FOR PUBLIC INSPECTION

(060) Coverage and Performance Report

FCC Form 690
Approved by OMB
OMB Control No. 3060-1185

<010> Study Area Code 498022
<015> Study Area Name T-Mobile West LLC
<020> Program Year 2019
<030> Contact Name - Person USAC should contact regarding this data Rhonda Thomas
<035> Contact Telephone Number - Number of person identified in data line <030> 4253834215 ext.
<039> Contact Email Address - Email Address of person identified in data line <030> rhonda.thomas63@t-mobile.com
<140> Coverage and Performance Report Year 07/2015 - 06/2016

<a1>	<a2>	<a3>	<b1>	<b2>	<b3>	<c1>	<c2>	<c3>	<d>
State	County	Census Block	Resident Population per Census Block	Resident Population Newly Reached by Service	Total Resident Population Reached by Service	Road Miles per Census Block	Road Miles per Census Block Newly Reached	Total Road Miles covered per Census Block	Certify that Coverage and Performance data is uploaded (yes/no)
NM	Torrance	'350579637002050	0	0	0	0.38			Yes
NM	Torrance	'350579637002046	0	0	0	0.79			Yes
NM	Torrance	'350579637002308	0	0	0	2.14			Yes
NM	Torrance	'350579637001603	1	0	0	0.15			Yes
NM	Torrance	'350579637001900	0	0	0	0.5			Yes
NM	Torrance	'350579637001852	0	0	0	0.05			Yes
NM	Torrance	'350579637001627	0	0	0	2.33			Yes
NM	Torrance	'350579637001753	0	0	0	7.24			Yes
NM	Torrance	'350579637001698	0	0	0	1.27			Yes
NM	Torrance	'350579637001577	0	0	0	1.29			Yes
NM	Torrance	'350579637001622	0	0	0	0.89			Yes
NM	Torrance	'350579637001757	0	0	0	2.48			Yes
NM	Torrance	'350579637001834	0	0	0	0.06			Yes
NM	Torrance	'350579637001735	0	0	0	0.25			Yes
NM	Torrance	'350579637002371	0	0	0	0.19			Yes
NM	Torrance	'350579637002035	0	0	0	0.28			Yes
NM	Torrance	'350579637001821	2	0	0	2.68			Yes
NM	Torrance	'350579637001484	3	0	0	5.57			Yes
NM	Torrance	'350579637001266	0	0	0	5.89			Yes
NM	Torrance	'350579637001551	0	0	0	2.89			Yes

Percentage of
Total Population
Reached by
Service

0

Percentage of Total
Road Miles covered
by Service

REDACTED FOR PUBLIC INSPECTION

(060) Coverage and Performance Report

FCC Form 690
Approved by OMB
OMB Control No. 3060-1185

<010> Study Area Code 498022
<015> Study Area Name T-Mobile West LLC
<020> Program Year 2019
<030> Contact Name - Person USAC should contact regarding this data Rhonda Thomas
<035> Contact Telephone Number - Number of person identified in data line <030> 4253834215 ext.
<039> Contact Email Address - Email Address of person identified in data line <030> rhonda.thomas63@t-mobile.com
<140> Coverage and Performance Report Year 07/2015 - 06/2016

<a1>	<a2>	<a3>	<b1>	<b2>	<b3>	<c1>	<c2>	<c3>	<d>
State	County	Census Block	Resident Population per Census Block	Resident Population Newly Reached by Service	Total Resident Population Reached by Service	Road Miles per Census Block	Road Miles per Census Block Newly Reached	Total Road Miles covered per Census Block	Certify that Coverage and Performance data is uploaded (yes/no)
NM	Torrance	'350579637001243	0	0	0	3.24			Yes
NM	Torrance	'350579637001185	0	0	0	1.63			Yes
NM	Torrance	'350579637001548	0	0	0	0.91			Yes
NM	Torrance	'350579637001729	0	0	0	1.68			Yes
NM	Torrance	'350579637002479	5	0	0	1.49			Yes
NM	Torrance	'350579637002424	0	0	0	2.03			Yes
NM	Torrance	'350579637001085	0	0	0	0.13			Yes
NM	Torrance	'350579637001690	0	0	0	0.03			Yes
NM	Torrance	'350579637002399	0	0	0	0.04			Yes
NM	Torrance	'350579637001863	0	0	0	0.04			Yes
NM	Torrance	'350579637002325	2	0	0	0.18			Yes
NM	Torrance	'350579637001099	0	0	0	0.97			Yes
NM	Torrance	'350579637002319	1	0	0	0.13			Yes
NM	Torrance	'350579637002356	0	0	0	0.18			Yes
NM	Torrance	'350579637001305	0	0	0	21.68			Yes
NM	Torrance	'350579637002452	0	0	0	3.46			Yes
NM	Torrance	'350579637001530	0	0	0	0.15			Yes
NM	Torrance	'350579637001907	0	0	0	2.03			Yes
NM	Torrance	'350579637001721	0	0	0	1.08			Yes
NM	Torrance	'350579637001848	0	0	0	2.02			Yes

Percentage of
Total Population
Reached by
Service

0

Percentage of Total
Road Miles covered
by Service

REDACTED FOR PUBLIC INSPECTION

(060) Coverage and Performance Report

FCC Form 690
Approved by OMB
OMB Control No. 3060-1185

<010> Study Area Code 498022
<015> Study Area Name T-Mobile West LLC
<020> Program Year 2019
<030> Contact Name - Person USAC should contact regarding this data Rhonda Thomas
<035> Contact Telephone Number - Number of person identified in data line <030> 4253834215 ext.
<039> Contact Email Address - Email Address of person identified in data line <030> rhonda.thomas63@t-mobile.com
<140> Coverage and Performance Report Year 07/2015 - 06/2016

<a1>	<a2>	<a3>	<b1>	<b2>	<b3>	<c1>	<c2>	<c3>	<d>
State	County	Census Block	Resident Population per Census Block	Resident Population Newly Reached by Service	Total Resident Population Reached by Service	Road Miles per Census Block	Road Miles per Census Block Newly Reached	Total Road Miles covered per Census Block	Certify that Coverage and Performance data is uploaded (yes/no)
NM	Torrance	'350579637001744	0	0	0	0.59			Yes
NM	Torrance	'350579637001296	0	0	0	1.41			Yes
NM	Torrance	'350579637001670	0	0	0	11.07			Yes
NM	Torrance	'350579637002505	0	0	0	0.67			Yes
NM	Torrance	'350579637002315	0	0	0	0.49			Yes
NM	Torrance	'350579637001662	0	0	0	0.1			Yes
NM	Torrance	'350579637001895	0	0	0	0.11			Yes
NM	Torrance	'350579637001733	0	0	0	0.36			Yes
NM	Torrance	'350579637002418	0	0	0	4.31			Yes
NM	Torrance	'350579637001143	0	0	0	0.73			Yes
NM	Torrance	'350579637002299	2	0	0	2.57			Yes
NM	Torrance	'350579637001612	0	0	0	0.06			Yes
NM	Torrance	'350579637002450	0	0	0	0.1			Yes
NM	Torrance	'350579637002448	0	0	0	4.07			Yes
NM	Torrance	'350579637001707	5	0	0	9.8			Yes
NM	Torrance	'350579637001295	8	0	0	9.21			Yes
NM	Torrance	'350579637001681	0	0	0	0.22			Yes
NM	Torrance	'350579637002410	0	0	0	0.89			Yes
NM	Torrance	'350579637001589	0	0	0	0.69			Yes
NM	Torrance	'350579637001265	0	0	0	2.78			Yes

Percentage of
Total Population
Reached by
Service

0



Percentage of Total
Road Miles covered
by Service

REDACTED FOR PUBLIC INSPECTION

(060) Coverage and Performance Report

FCC Form 690
Approved by OMB
OMB Control No. 3060-1185

<010>	Study Area Code	498022
<015>	Study Area Name	T-Mobile West LLC
<020>	Program Year	2019
<030>	Contact Name - Person USAC should contact regarding this data	Rhonda Thomas
<035>	Contact Telephone Number - Number of person identified in data line <030>	4253834215 ext.
<039>	Contact Email Address - Email Address of person identified in data line <030>	rhonda.thomas63@t-mobile.com
<140>	Coverage and Performance Report Year	07/2015 - 06/2016

<a1>	<a2>	<a3>	<b1>	<b2>	<b3>	<c1>	<c2>	<c3>	<d>
State	County	Census Block	Resident Population per Census Block	Resident Population Newly Reached by Service	Total Resident Population Reached by Service	Road Miles per Census Block	Road Miles per Census Block Newly Reached	Total Road Miles covered per Census Block	Certify that Coverage and Performance data is uploaded (yes/no)
NM	Torrance	'350579637001140	0	0	0	0.4			Yes
NM	Torrance	'350579637002429	0	0	0	0.37			Yes
NM	Torrance	'350579637001663	0	0	0	3.23			Yes
NM	Torrance	'350579637001858	0	0	0	0.41			Yes
NM	Torrance	'350579637001297	0	0	0	2.48			Yes
NM	Torrance	'350579637002060	2	0	0	2.06			Yes
NM	Torrance	'350579637001214	0	0	0	6.31			Yes
NM	Torrance	'350579637001478	0	0	0	0.11			Yes
NM	Torrance	'350579637002471	0	0	0	0.08			Yes
NM	Torrance	'350579637001716	2	0	0	10.39			Yes
NM	Torrance	'350579637001094	0	0	0	0.14			Yes
NM	Torrance	'350579637001782	0	0	0	0.35			Yes
NM	Torrance	'350579637001493	4	0	0	5.53			Yes
NM	Torrance	'350579637001514	0	0	0	2.91			Yes
NM	Torrance	'350579637001262	3	0	0	8.14			Yes
NM	Torrance	'350579637002294	0	0	0	0.69			Yes
NM	Torrance	'350579637001559	4	0	0	2.42			Yes
NM	Torrance	'350579637001637	0	0	0	2.51			Yes
NM	Torrance	'350579637001246	2	0	0	5.42			Yes
NM	Torrance	'350579637001829	0	0	0	1.77			Yes

Percentage of
Total Population
Reached by
Service

0

Percentage of Total
Road Miles covered
by Service

REDACTED FOR PUBLIC INSPECTION

(060) Coverage and Performance Report

FCC Form 690

Approved by OMB

OMB Control No. 3060-1185

<010>	Study Area Code	498022
<015>	Study Area Name	T-Mobile West LLC
<020>	Program Year	2019
<030>	Contact Name - Person USAC should contact regarding this data	Rhonda Thomas
<035>	Contact Telephone Number - Number of person identified in data line <030>	4253834215 ext.
<039>	Contact Email Address - Email Address of person identified in data line <030>	rhonda.thomas63@t-mobile.com
<140>	Coverage and Performance Report Year	07/2015 - 06/2016

<141>

[illegible]

Percentage of
Total Population
Reached by
Service

0

Percentage of Total
Road Miles covered
by Service

040

Description of Documents Filed With FCC Form 481

FCC Form 690 Line 040 asks "Has the information required pursuant to §54.1009 been provided with a Form 481 filing (Y/N)?" and provides for including a description of the documents filed with the Form 481 report. The annual reporting requirements applicable to Mobility Fund recipients is based upon 47 C.F.R. § 54.1009, whereas the annual reporting requirements applicable to other high cost support recipients and Lifeline providers is based upon 47 C.F.R. §§ 54.313 and 54.422. The only common annual reporting requirements between Mobility Fund recipients and other high cost recipients/Lifeline providers is (i) the urban rate comparability certification and (ii) the tribal lands reporting.

In this FCC Form 690 annual report, T-Mobile includes its Urban Rate Comparability Certification (070), and there are no Tribal Lands within T-Mobile's Mobility Fund service area. Nevertheless, T-Mobile is submitting FCC Form 481 for its Mobility Fund service area addressing the applicable reporting requirements, including the Terms and Conditions of Lifeline service being provided within its Mobility Fund service area. The Terms and Conditions of Lifeline service document includes a description of the rates, terms and conditions of Lifeline service available to qualified low-income consumers within T-Mobile's Mobility Fund service area.

© 2007 T-Mobile USA, Inc. All rights reserved. T-Mobile, the T-Mobile logo, and "Don't just own a phone. Own the network." are trademarks of T-Mobile USA, Inc. or its affiliates. All other marks contained herein are the property of their respective owners.

Project Description Status Update for 01/00007/0007/00

Background

On June 24, 2013, T-Mobile West LLC ("T-Mobile") was awarded Phase I Mobility Fund support to serve Census Tract T35057963700 (the "Tract") with 3G service.¹ Based on Federal Communications Commission ("FCC") rules, winning bidders shall "submit an annual report no later than July 1 of each year for the five years after it was so authorized"...that includes, among other things, "updates to the information provided in §54.1005(b)(2)(v)."²

T-Mobile is submitting this Project Description Status Update which includes an update to the "detailed project description that describes the network, identifies the proposed technology, demonstrates that the project is technically feasible, discloses the budget and describes each specific phase of the project, e.g., network design, construction, deployment, and maintenance."³

Original Project Description

Assuming T-Mobile is authorized to receive support in 1Q2013, the Company anticipates that it will commence the build out of network facilities in 1Q2013 and conclude in 1Q2015. T-Mobile will deploy 3G "UMTS" technology in the unserved areas of Census Tract T35057963700. Depending on the outcome of engineering design work, the Company will use either Personal Communications Service ("PCS") spectrum at 1900 MHz or Advanced Wireless Services ("AWS") spectrum at 1.7/2.1 GHz to provide 3G service in Census Tract T35057963700.

Preliminary computer modeling of the radio frequency ("RF") design for providing 3G service in unserved areas within Census Tract T35057963700 indicates that approximately [REDACTED] new cell site facilities will be required. T-Mobile has established a budget of approximately

¹ FCC Public Notice, Mobility Fund Phase I Support Authorized for 42 Winning Bids, DA 13-1249, June 24, 2013.

² 47 C.F.R. 54.1009(a)(6)

³ 47 C.F.R. 54.1005(b)(2)(v)

\$1,840,105 for capital expenditures for this project, which is consistent with the amount of Mobility Fund Phase I support to be received. At this time, T-Mobile does not anticipate that it will need additional funds for capital expenditures to meet the build-out requirements in 47 C.F.R. § 54.1006, but, to the extent additional funding is required, either for capital expenditures or for operational expenses, it will be provided by the Company.

Project Status Update

Network Design

T-Mobile has deployed 3G "HSPA" technology in the unserved areas of the Tract using a combination of PCS and AWS spectrum at 1.7/2.1 GHz.

Deployment

The deployment of HSPA technology enables T-Mobile to meet all public interest obligations associated with Mobility Fund support, including a download throughput of at least 200 Kbps and a upload throughput of at least 50 Kbps.

Construction

T-Mobile constructed ■ new sites in the Tract to cover all or part of the previously unserved areas in the Tract including the road miles identified by the FCC with 3G wireless service. A number of different initiatives were undertaken to deploy new 3G services in unserved areas, including, but not limited to, upgrading existing T-Mobile facilities, building new sites collocated on existing towers, and/or constructing new towers built from the ground up ("greenfield" sites). New network facilities constructed in the Tract are interconnected to T-Mobile's national network through switching infrastructure and backhaul facilities using copper, fiber, or microwave connections. No major problems arose during the construction in the Tract, although T-Mobile had to overcome a number of challenges, including the acquisition and construction of greenfield sites and associated zoning, construction, and backhaul issues.

Maintenance

Having recently completed construction of the network in the Tract, T-Mobile has now entered the maintenance phase of its construction and has undertaken initial efforts to maintain the service it extended covering the previously unserved areas including routine maintenance procedures, validating network accessibility, load balancing and other things to optimize performance. T-Mobile will continue these efforts and maintain the network as appropriate.

Project Plan and Budget Status

T-Mobile has, and will continue to, use universal service support for its winning bid in the Tract to construct, operate and maintain new wireless facilities to provide service in unserved areas. The overall project plan for serving the Tract was to integrate new network facilities and coverage into T-Mobile's national network that served the residents of and visitors to the Tract. T-Mobile was able to accomplish this objective, which has allowed residents of and visitors to the Tract to realize the benefits of access to T-Mobile's nationwide network.

In addition to initial construction costs, T-Mobile has and will incur on-going operational costs, maintenance costs, and other costs associated with the operation of network facilities in the Tract. T-Mobile was approved for Mobility Fund support for the Tract in the amount of \$1,840,105.02; having completed its buildout and covered 90.23% of the road miles in the Tract, T-Mobile received support consistent with its coverage totaling \$1,660,331.15.

**T-Mobile West, LLC ("T-Mobile")
2019 Mobility Fund Annual Report
Study Area Code: 498022**

Pursuant to 47 C.F.R. § 54.1009(a), winning bidders authorized to receive Mobility Fund Phase I support are required to submit an annual report, which shall include the following, or reference the inclusion of the following in other reports filed with the Commission for the applicable year:

- (1) Electronic Shapefiles site coverage plots illustrating the area newly reached by mobile services at a minimum scale of 1:240,000;
- (2) A list of relevant census blocks previously deemed unserved, with road miles and total resident population and resident population residing in areas newly reached by mobile services (based on Census Bureau data and estimates);
- (3) If any such testing has been conducted, data received or used from drive tests, or scattered site testing in areas where drive tests are not feasible, analyzing network coverage for mobile services in the area for which support was received;
- (4) Certification that the applicant offers service in supported areas at rates that are within a reasonable range of rates for similar service plans offered by mobile wireless providers in urban areas;
- (5) Any applicable certifications and showings required in §54.1004; and
- (6) Updates to the information provided in §54.1005(b)(2)(v).

With respect to the information required under Sections 54.1009(a)(1) and 54.1009(a)(3), T-Mobile includes, by reference, in this Annual Report, the coverage plots and drive testing data previously filed in its 2016 Mobility Fund Annual Report with the Universal Service Administrative Company and Federal Communications Commission. This previously filed information is incorporated herein by reference, as provided for in 47 C.F.R. § 54.1009(a).

