



800 MHz TRANSITION ADMINISTRATOR, LLC
QUARTERLY PROGRESS REPORT
FOR THE QUARTER ENDED MARCH 31, 2017

JULY 5, 2017

Brett Haan

Deloitte Consulting LLP
1919 N. Lynn Street
Arlington, VA 22209
T: 571.814.7380
bhaan@deloitte.com

Kamesh Mullapudi

Deloitte Consulting LLP
1919 N. Lynn Street
Arlington, VA 22209
T: 571.814.7650
kmullapudi@deloitte.com

Robert B. Kelly

Squire Patton Boggs (US) LLP
2550 M Street, NW
Washington, DC 20037
T: 202.626.6216
F: 202.457.6315
robert.kelly@squirepb.com

Alan J. (Joe) Boyer

Baseline Wireless Services, LLC
777 29th Street, Suite 400
Boulder, CO 80303
T: 303.444.1480
F: 888.361.0603
JBoyer@BaselineTelecom.com

TABLE OF CONTENTS

OVERVIEW	1
I. PROGRAM-WIDE SNAPSHOT AND RECENT DEVELOPMENTS	4
A. Program-Wide Snapshot.....	4
B. Recent Developments.....	6
1. Certifications of Completion of Band Reconfiguration	6
2. Requests for Waiver of Rebanding Completion Deadline.....	7
3. Vacated Channels and NPSPAC Clearing	7
II. QUARTERLY UPDATE.....	9
A. Update by Stage and Wave	9
1. Stage 1 (Channels 1-120).....	9
2. Stage 2 (NPSPAC and Expansion Band).....	10
3. Canadian Border Regions	12
4. Mexican Border	15
5. Puerto Rico, U.S. Virgin Islands, and ESMR Band Licensees	21
6. Change Notices and Amendments	21
B. Program Financial Information	22
1. Reconfiguration Expenditures	22
2. Letter of Credit	23
3. External Audit.....	24
4. Transition Administrator.....	24
5. Closing Process and Reconfiguration Completion Certifications.....	24
C. Specialized Support Functions.....	27
1. Stakeholder Inquiries	27
2. TA-Produced Materials, TA's Website, and Outreach Activities.....	28
3. Frequency Reconfiguration Agreement Review	28
III. APPENDICES	29
APPENDIX 1	Status of Reconfiguration for Non-Border Licensees in Channels 1-120, Canadian Border Region Licensees in Stage 1, and Mexican Border Non-Public Safety Licensees: Milestones Completed by Number of Frequency Reconfiguration Agreements, Per Wave, Per Region, as of March 31, 2017

APPENDIX 2	Status of Reconfiguration for Licensees in Channels 1-120, the Expansion Band, National Public Safety Planning Advisory Committee (“NPSPAC”) Channels, the Southeast Enhanced Specialized Mobile Radio (“ESMR”) Band, and the ESMR Band: Milestones Completed by Number of Call Signs, Per Wave, Per Region, as of March 31, 2017 and Maps of Channels 1-120 Clearing, Expansion Band Reconfiguration Status, NPSPAC Channels Cleared, NPSPAC Regions in which TA Certified Band Reconfiguration is Complete, and Southeast ESMR Band Reconfiguration Status
APPENDIX 3	Status of Reconfiguration for Non-Border Licensees in NPSPAC Channels, Canadian Border Region Licensees in Stage 2, Mexican Border Public Safety Licensees, and Licensees in the ESMR Band: Milestones Completed by Number of Frequency Reconfiguration Agreements, Per Wave, Per Region, as of March 31, 2017
APPENDIX 4	Entities Filing Expansion Band Elections, as of March 31, 2017
APPENDIX 5	Call Sign-Related Reconfiguration Information, as of March 31, 2017
APPENDIX 6	Status of Frequency Reconfiguration Agreement Review for Non-Border and Canadian Border Region Stage 1, Per Wave, Per Region, as of March 31, 2017
APPENDIX 7	Status of Frequency Reconfiguration Agreement Review for Non-Border and Canadian Border Region Stage 2, Per Wave, Per Region, as of March 31, 2017
APPENDIX 8	Summary of FRAs and PFAs that have Closed, as of March 31, 2017
APPENDIX 9	Summary of FRAs and PFAs that have not Closed, as of March 31, 2017
APPENDIX 10	800 MHz Transition Administrator, LLC Fees and Expenses through March 31, 2017

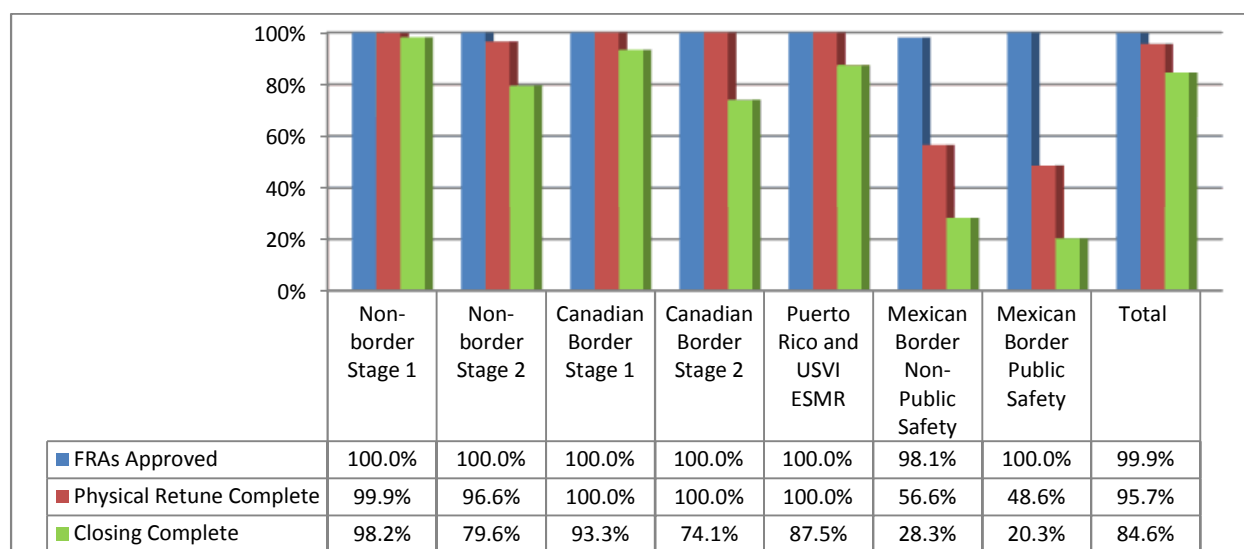
OVERVIEW

The 800 MHz Transition Administrator, LLC (“TA”) provides its Quarterly Progress Report to the Federal Communications Commission (“FCC”) regarding the progress of the reconfiguration of the 800 MHz band for the quarter ended March 31, 2017. Pursuant to the FCC’s *Reconfiguration Orders*,¹ the TA, as the manager of the reconfiguration effort, is required to report on a quarterly basis the progress of band reconfiguration.²

Reconfiguration Progress Overview

Chart 1 shows the status of Frequency Reconfiguration Agreement (“FRA”) negotiations, implementation, and closing for each stage of the reconfiguration program as of March 31, 2017.

Chart 1: Status of Negotiations, Physical Retuning, and Closing



¹ Improving Public Safety Communications in the 800 MHz Band, Report and Order, *Fifth Report and Order, Fourth Memorandum Opinion and Order, and Order*, 19 FCC Rcd 14969 (2004) (“*Report and Order*”); *Supplemental Order and Order on Reconsideration*, 19 FCC Rcd 25120 (2004); *Second Report and Order*, 23 FCC Rcd 7605 (2008); *Third Report and Order and Third Further Notice of Proposed Rulemaking*, 25 FCC Rcd 4443 (2010); *Fourth Report and Order*, 26 FCC Rcd 1937 (2011); *Fifth Report and Order*, 28 FCC Rcd 4085 (2013) (collectively “*Reconfiguration Orders*”).

² See 47 C.F.R. § 90.676(b)(3).

Mexican Border Licensees³

Mexican border licensees continue to make progress with reconfiguration activities. As of March 31, 2017, all of the 127 FRAs anticipated for Mexican border licensees were negotiated and submitted to the TA. After FRA approval by the TA, licensees with replacement frequencies that are clear may proceed with implementation activities. Mexican border licensees retuned, reflashed, or replaced approximately 15,100 radios (first touches) in the first quarter of 2017, raising the total number complete to approximately 183,000 radios as of March 31, 2017. As of March 31, 2017, Mexican border licensees in 66 FRAs completed their physical retunes and transitioned to their new channels, which represents 52 percent of Mexican border FRAs.⁴

Mexican border licensees, especially those that block or have interoperability dependencies with other U.S. licensees, should proceed with implementation activities to the extent authorized by their FRA approval letters. Licensees in NPSPAC Region 3: Arizona, NPSPAC Region 5: Southern California, and NPSPAC Region 53: Texas – San Antonio should proceed with their implementation activities in accordance with the regional implementation schedule developed at the Implementation Planning Session (“IPS”) for their region. A delay in the completion of an implementation task by a licensee that has a downstream impact on other licensees (*i.e.*, by blocking another licensee’s replacement frequencies or because the first touch of its subscriber units needs to be completed before an interoperable licensee can retune its infrastructure) can have a cascading effect and cause delays for other dependent licensees and, in some cases, for an entire region. The timely completion of implementation tasks will enable dependent licensees to proceed with their reconfiguration activities and is in the interest of all licensees and the reconfiguration program.

Mexican border licensees in the Sharing Zone (*i.e.*, within 110 kilometers of the U.S.-Mexico border) may be blocked from proceeding with certain implementation activities (*e.g.*, infrastructure reconfiguration) due to operations in Mexico that have not cleared their frequencies. The TA has conditioned the approval of 49 FRAs for affected licensees, allowing the licensees to reconfigure subscriber units, but not authorizing the modification of FCC licenses or the reconfiguration of infrastructure until the replacement frequencies are clear. These licensees should move forward with and expeditiously complete the reconfiguration of their subscriber units and other implementation activities authorized by their FRA approval letter. Licensees that have received FRA approval but believe they are unable to proceed with subscriber unit activities should expeditiously communicate with the TA. Licensees with FRAs with conditional approval cannot reconfigure their infrastructure because they are blocked by licensees in Mexico.

³ The term “Mexican border licensees” includes U.S. licensees operating in the Sharing Zone (*i.e.*, within 110 kilometers of the U.S.-Mexico border) and in the portions of the NPSPAC regions bordering Mexico that are outside the Sharing Zone.

⁴ The completion of physical retuning means the licensee retuned its infrastructure to operate on its replacement frequencies and cleared its old frequencies (*i.e.*, it retuned its base stations to its new channels). The licensee may need to complete a second (or subsequent) touch of its subscriber units to remove the pre-rebanding channels.

The Government of Mexico has started issuing new licenses to 800 MHz system operators in Mexico for purposes of reconfiguration and they are starting to clear frequencies. This will be an ongoing process, and when a U.S. licensee's blocked replacement frequencies are clear, the TA will grant full approval of the FRA. At that time the licensee can modify its FCC licenses and reconfigure its infrastructure.

Non-Border and Canadian Border Licensees

Physical retuning was complete for 96.6 percent of FRAs for non-border Stage 2 (NPSPAC and Expansion Band) licensees as of March 31, 2017. The few remaining non-border licensees that have not completed physical retuning must expeditiously complete their implementation activities.

All Canadian border Stage 1 (non-Public Safety) and Stage 2 (Public Safety) licensees have completed their physical retunes and transitioned to their new channels. As of March 31, 2017, one Canadian border Stage 2 licensee was performing a second (or subsequent) touch of its subscriber units to remove the pre-rebanning channels.

Closing of Reconfiguration Activities

Closing requirements are established by the FCC's Orders and the contractual provisions of the PFA or the FRA. A licensee's obligation to complete reconfiguration in good faith is not fulfilled until the completion of all closing requirements following physical reconfiguration. The FCC's Public Safety and Homeland Security Bureau ("PSHSB") has reminded licensees that closing activities "are requirements of the reconfiguration program."⁵

Closing requirements generally include the modification of FCC licenses, the return and reconciliation of loaned and replaced equipment, submission of cost support documents, reconciliation of total reconfiguration costs, final payment to the licensee (or refund to Sprint Corporation ("Sprint")), and execution of final closing documents, including the FCC-required closing certification.⁶ Licensees and Sprint are encouraged to work on and complete closing activities.

Delays in closing can result in misplaced or lost actual cost support documentation resulting in the licensee not being reimbursed for undocumented costs, delays in licensees receiving final payments, and other issues that could substantially impact amounts owed by or due to Sprint. To assist licensees in the closing of FRAs and address delays in the closing process, the TA continues to conduct closing outreach efforts with licensees significantly impacted by these delays. In the event that a licensee does not respond to the TA's outreach efforts, the licensee will be referred to the PSHSB for further action.

⁵ See Improving Public Safety Communications in the 800 MHz Band, Supplemental Requests for Waiver of June 26, 2008 Rebanning Deadline for Non-Border Regions, March 19, 2012 Rebanning Deadline for Puerto Rico and April 15, 2013 Rebanning Deadline for U.S.-Canada Border Regions, *Order*, 30 FCC Rcd 200, 202 ¶ 10 (2015).

⁶ References to Sprint include Sprint Corporation and its subsidiaries, such as Nextel Communications, Inc.

I. PROGRAM-WIDE SNAPSHOT AND RECENT DEVELOPMENTS

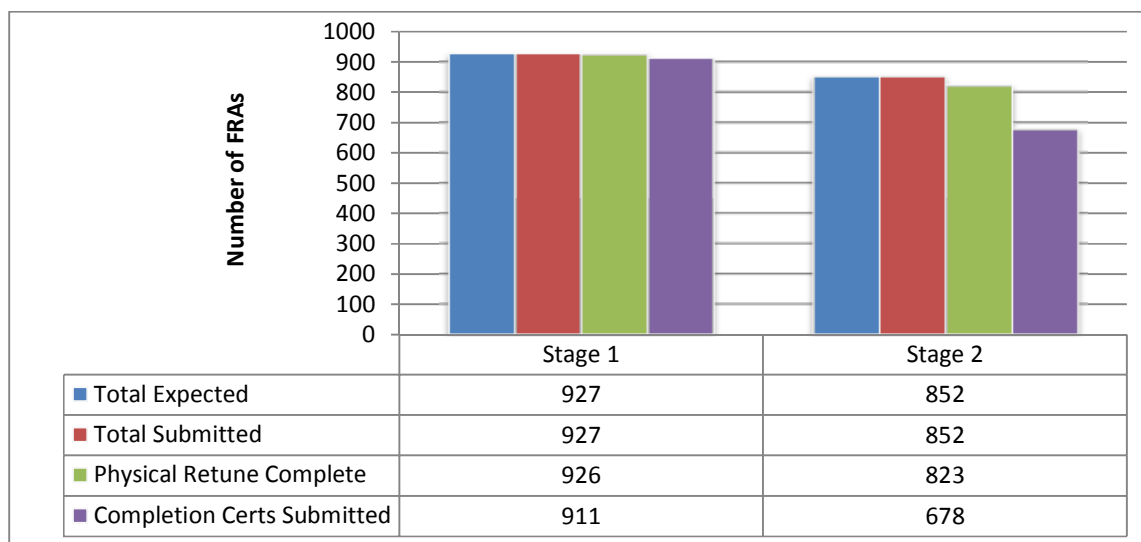
This section provides a program-wide snapshot that summarizes the status of the 800 MHz band reconfiguration program. It describes two measures of program progress: Frequency Reconfiguration Agreement negotiations and reconfiguration implementation. It also discusses recent developments in the program, identifies program-wide issues, and, where applicable, describes specific actions that the FCC and the TA have taken to address issues identified to date.

A. Program-Wide Snapshot

The band reconfiguration program in non-border areas consists of two stages of activity: the clearing of 806-809 MHz/851-854 MHz (Channels 1-120)⁷ in Stage 1 and the relocation of NPSPAC channel users to this vacated spectrum in Stage 2. There are three phases of reconfiguration for each stage – the planning and negotiation phase that results in an FRA between the licensee and Sprint, the implementation phase that consists of the physical retuning of the radio system, and the closing phase that includes the reconciliation of equipment and costs and execution of the FRA closing documents.

Chart 2 shows the status of FRA negotiations, implementation, and closing for non-border Stage 1 (Channels 1-120 and Southeast ESMR channels) licensees and Stage 2 (NPSPAC and Expansion Band) licensees.

Chart 2: Non-border FRAs Reconfiguration Status as of March 31, 2017⁸



⁷ The references herein to Channels 1-120 reflect the pre-rebanding channel designations of the 806-809 MHz/851-854 MHz band segment. Post-rebanding, this band segment is the NPSPAC band designated as Channels 1-230.

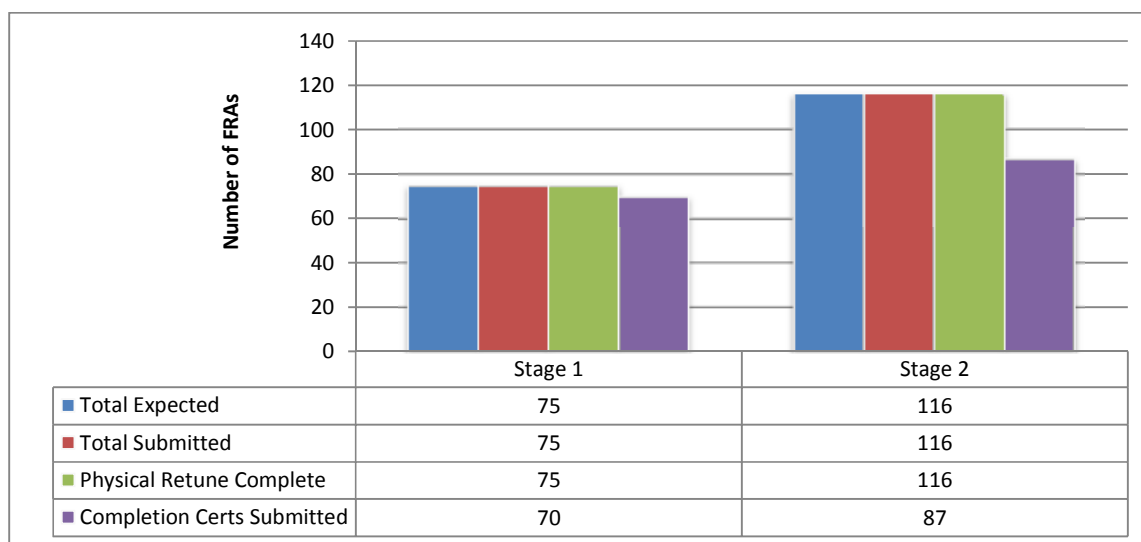
⁸ Sprint is the data source for the number of expected FRAs. The estimate of total FRAs expected does not include FRAs for licensees affected by the international border areas for Canada and Mexico.

- Non-border Stage 1:
 - 100 percent of FRAs have been submitted to the TA
 - 99.9 percent of FRAs have completed physical retunes
- Non-border Stage 2:
 - 100 percent of FRAs have been submitted to the TA
 - 96.6 percent of FRAs have completed physical retunes

As of March 31, 2017, 99 percent of the Stage 1 Channels 1-120 site-specific call signs were reported by Sprint as being cleared by licensees. As of March 31, 2017, 92 percent of the Stage 2 call signs were reported by Sprint as being cleared by licensees.

Chart 3 illustrates the reconfiguration status of the FRAs for Canadian border Stage 1 (non-Public Safety) licensees and Stage 2 (NPSPAC and non-NPSPAC Public Safety) licensees.

Chart 3: Canadian Border FRAs Reconfiguration Status as of March 31, 2017⁹

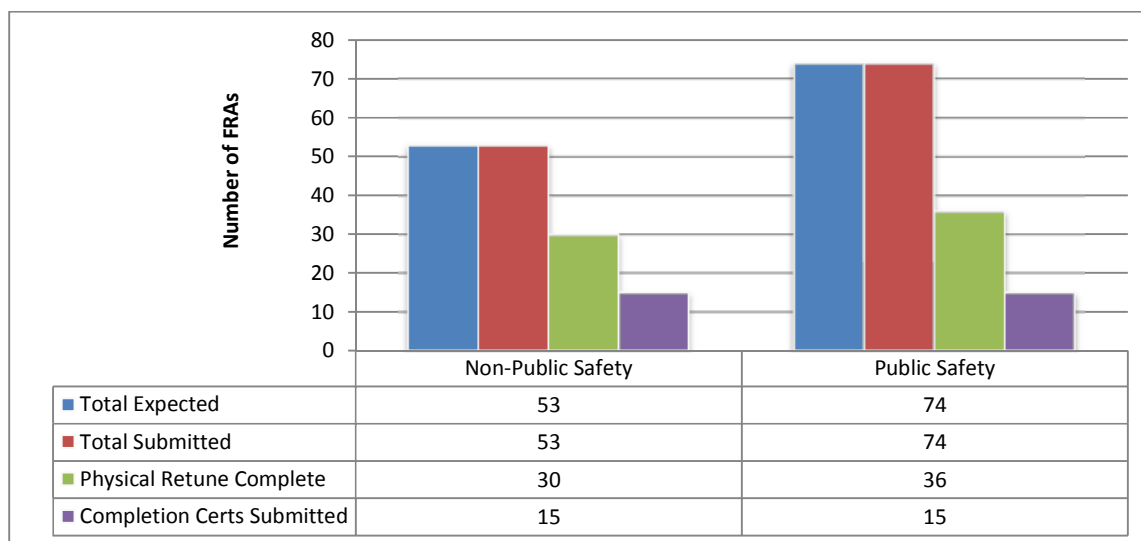


All of the expected FRAs for Canadian border licensees have been negotiated and submitted to the TA. As of March 31, 2017, the licensees in 100 percent of Canadian border FRAs had completed their physical retunes and transitioned to their new channels.

Chart 4 shows the reconfiguration status of the FRAs for Mexican border non-Public Safety and Public Safety licensees.

⁹ Sprint is the data source for the number of expected FRAs.

Chart 4: Mexican-Border FRAs Reconfiguration Status as of March 31, 2017



As of March 31, 2017, all of the expected FRAs for Mexican border licensees were negotiated and submitted to the TA. As of March 31, 2017, 52 percent of Mexican border FRAs had completed their physical retunes and transitioned to their new channels.

B. Recent Developments

1. Certifications of Completion of Band Reconfiguration

On April 6, 2017, the TA certified that band reconfiguration is complete in NPSPAC Region 9: Florida.¹⁰ The TA has certified that band reconfiguration is complete in a total of 41 NPSPAC regions and American Samoa pursuant to the requirements in the *Report and Order* and the FCC's rules.¹¹ The certifications signify that all licensees in these regions that were subject to reconfiguration have relocated to their new channels and modified their FCC licenses to delete their old frequencies or cancelled their licenses. Licensees in these regions still may need to complete a second (or subsequent) touch of their subscriber units to remove the pre-

¹⁰ See Letter from Brett S. Haan, TA, to David L. Furth, PSHSB, WT Docket No. 02-55 (filed Apr. 6, 2017).

¹¹ The regions are NPSPAC Region 1: Alabama, Region 2: Alaska, Region 7: Colorado, Region 8: New York – Metropolitan, Region 9: Florida, Region 10: Georgia, Region 11: Hawaii, Region 12: Idaho, Region 13: Illinois, Region 14: Indiana, Region 15: Iowa, Region 16: Kansas, Region 17: Kentucky, Region 18: Louisiana, Region 19: New England, Region 20: Maryland, Washington, DC, and Virginia – Northern, Region 21: Michigan, Region 22: Minnesota, Region 23: Mississippi, Region 24: Missouri, Region 25: Montana, Region 26: Nebraska, Region 28: New Jersey, Pennsylvania, and Delaware, Region 30: New York – Albany, Region 31: North Carolina, Region 32: North Dakota, Region 35: Oregon, Region 36: Pennsylvania, Region 37: South Carolina, Region 38: South Dakota, Region 39: Tennessee, Region 41: Utah, Region 42: Virginia, Region 44: West Virginia, Region 45: Wisconsin, Region 46: Wyoming, Region 47: Puerto Rico, Region 48: U.S. Virgin Islands, Region 51: Texas – Houston, Region 54: Chicago – Metropolitan, Region 55: New York – Buffalo, and American Samoa. Appendix 2 contains a map of the regions for which the TA filed certifications.

rebanding channels, submit final reconfiguration cost documentation to Sprint and/or the TA, complete the Actual Cost Reconciliation process, or close their FRAs in order for them to complete their individual reconfiguration activities.

On December 9, 2016, the FCC released a Public Notice announcing the completion of 800 MHz band reconfiguration in 21 NPSPAC regions for which the TA filed certifications that band reconfiguration is complete.¹² It stated that the post-rebanding channel plan is now in effect in these regions and reminded licensees in these regions to expeditiously complete all remaining rebanding tasks (*e.g.*, submitting cost documentation, completing the Actual Cost Reconciliation process, or closing their FRAs).

2. Requests for Waiver of Rebanding Completion Deadline

Licensees that do not complete the physical reconfiguration of their systems by their waiver date previously granted by the PSHSB must request additional time from the PSHSB by filing a supplemental request for waiver of the rebanding completion deadline at that time. Licensees should use the TA's Waiver Request templates in preparing their supplemental requests for waiver.¹³ During the first quarter of 2017, the TA received three supplemental requests for waiver that were filed with the PSHSB by Canadian Border Region licensees.¹⁴

3. Vacated Channels and NPSPAC Clearing

The FCC tasked the TA with monitoring the NPSPAC clearing process in its October 30, 2008 Order.¹⁵ As NPSPAC licensees modify their licenses to clear channels in the old NPSPAC band and reach certain clearing benchmarks in NPSPAC regions, Sprint will vacate additional Expansion Band and Guard Band spectrum in those regions. During the first quarter of 2017, one NPSPAC region showed increased clearing with NPSPAC Region 6: Northern California clearing additional NPSPAC channels.¹⁶ Map 1 contains information about the status of clearing

¹² See "Public Safety and Homeland Security Bureau and Wireless Telecommunications Bureau Announce the Completion of 800 MHz Band Reconfiguration in Certain NPSPAC Regions and the Availability of Additional Sprint Vacated Channels," *Public Notice*, 31 FCC Rcd 12891 (2016). The regions are NPSPAC Region 1: Alabama, Region 8: New York – Metropolitan, Region 10: Georgia, Region 13: Illinois, Region 14: Indiana, Region 18: Louisiana, Region 19: New England, Region 20: Maryland, Washington, DC, and Virginia – Northern, Region 21: Michigan, Region 23: Mississippi, Region 28: New Jersey, Pennsylvania, and Delaware, Region 31: North Carolina, Region 35: Oregon, Region 36: Pennsylvania, Region 37: South Carolina, Region 39: Tennessee, Region 42: Virginia, Region 47: Puerto Rico, Region 48: U.S. Virgin Islands, Region 51: Texas – Houston, and Region 54: Chicago – Metropolitan.

¹³ The template is available on the TA's website at <http://www.800TA.org/content/resources/forms.asp>.

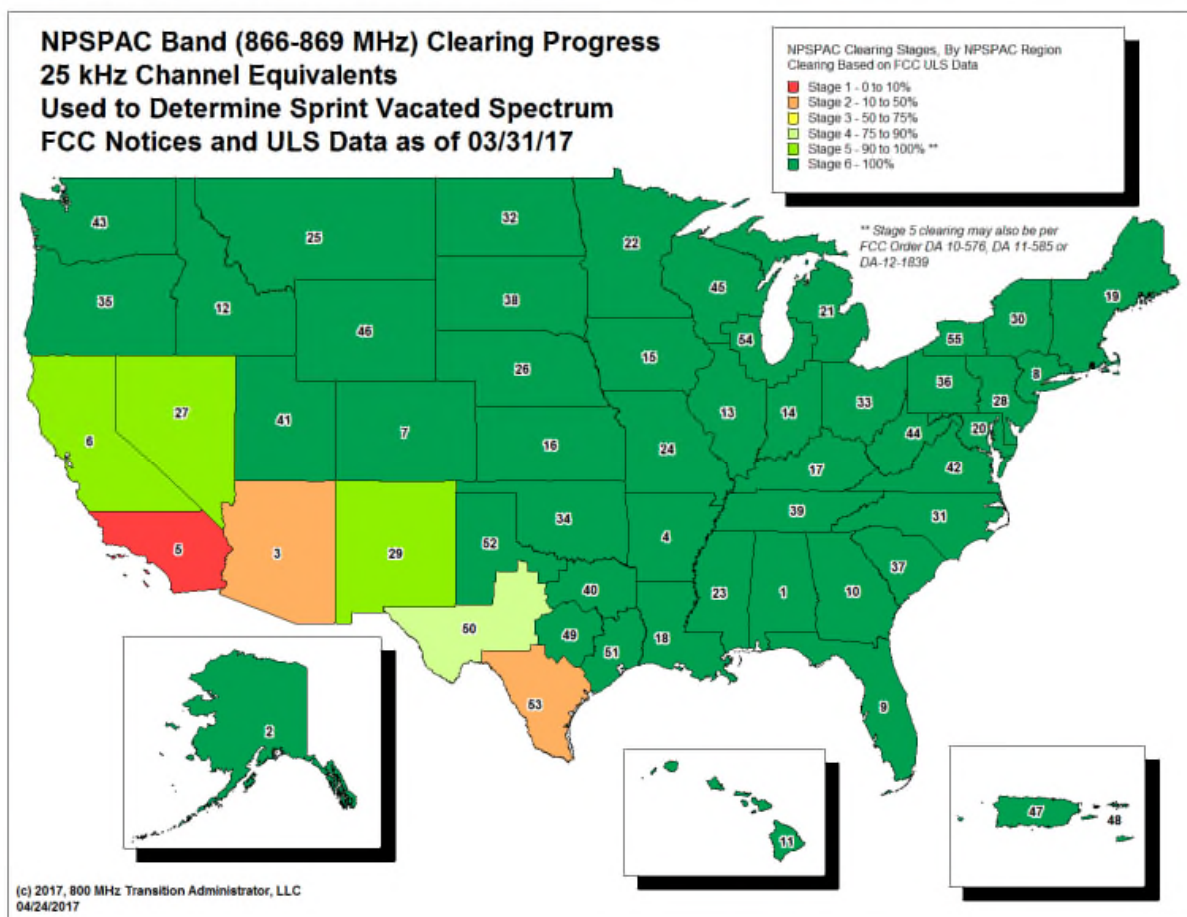
¹⁴ The TA has created a webpage that provides information on the requests for waiver received by the TA. The link to this page can be found on the TA's website at <http://www.800TA.org/content/resources/tools.asp>.

¹⁵ See Improving Public Safety Communications in the 800 MHz Band, Relinquishment By Sprint Nextel of Channels in the Interleaved, Expansion, and Guard Bands, *Order*, 23 FCC Rcd 15966 ¶ 18 (2008).

¹⁶ Appendix 2 contains additional tables and maps detailing the progress in clearing NPSPAC regions and frequencies.

of channels in the old NPSPAC band in each region. The TA encourages licensees to file FCC license modifications necessary to delete reconfigured frequencies as soon as possible after clearing those frequencies.

Map 1: NPSPAC Clearing Progress as of March 31, 2017¹⁷



Additional information is available in Appendix 2.

¹⁷ The percentages for the stages noted in Map 1 were modified by the FCC's March 31, 2010 Order and the data in the map reflects those percentages and stages. See Improving Public Safety Communications in the 800 MHz Band, Relinquishment By Sprint Nextel of Channels in the Interleaved, Expansion, and Guard Bands, *Order*, 25 FCC Rcd 3270 (2010). Pursuant to that Order, the FCC's March 31, 2011 Order, and the FCC's November 27, 2012 Public Notice, certain NPSPAC regions were classified as Stage 5 without regard to the percentage of actual clearing of NPSPAC channels. See Improving Public Safety Communications in the 800 MHz Band, Relinquishment By Sprint Nextel of Channels in the Interleaved, Expansion, and Guard Bands, *Order*, 26 FCC Rcd 5004 (2011); "Public Safety and Homeland Security Bureau Announces Application and Licensing Procedures for Channels in Non-Border Regions Relinquished by Sprint Nextel Corporation in the 809.5-815/854.5-860 MHz Band," *Public Notice*, 27 FCC Rcd 14785 (2012). Appendix 2 contains a map that shows stages based on actual clearing of NPSPAC channels.

II. QUARTERLY UPDATE

This section highlights the key areas within each stage and provides financial and support information about the program.

A. Update by Stage and Wave

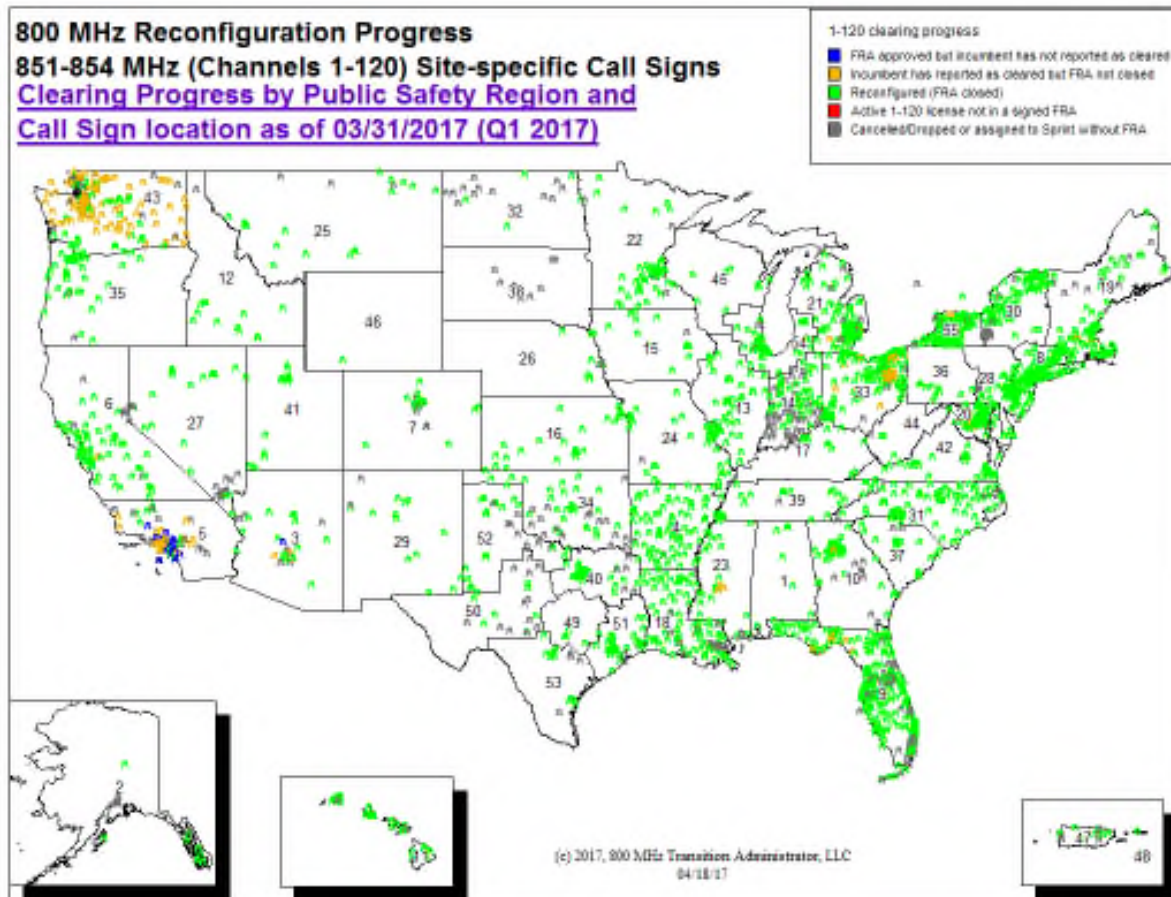
Stage 1 licensees must be relocated off their frequencies in the lower 1-120 channel portion of the 800 MHz band before Stage 2 NPSPAC licensees can move to their new frequencies in that portion of the 800 MHz band. This interdependency of reconfiguration progress between Stages 1 and 2 is consistent across all four waves.

1. Stage 1 (Channels 1-120)

FRA negotiations for non-border Stage 1 licensees are complete and physical retuning is virtually complete. As of March 31, 2017, 54 PFAs, with a total contract value, including amendments, of \$7.7 million, were approved by the TA for non-border Stage 1 licensees. As of March 31, 2017, all of the 927 FRAs anticipated for non-border Stage 1 licensees were submitted to the TA. The TA has approved 927 FRAs with a contract value, including amendments, totaling \$84.6 million. As of March 31, 2017, physical retuning was complete for 926 FRAs, which is 99.9 percent of non-border Channels 1-120 FRAs.¹⁸ Appendix 1A provides additional information. Map 2 shows the progress of clearing Channels 1-120 to allow relocation of the NPSPAC band, with material progress in all areas of the country outside the areas affected by the Mexico border region.

¹⁸ The FRA total for non-border Stage 1 includes one FRA for an agency that is a user on another licensee's radio system. This agency has no channels to clear and therefore will not achieve the milestone used by Sprint and the TA to measure the completion of physical retuning for purposes of these metrics.

Map 2: Channels 1-120 Locations and Reconfiguration Status, by NPSPAC Region as of March 31, 2017¹⁹



2. Stage 2 (NPSPAC and Expansion Band)

a. Planning and Negotiations

In Stage 2, approximately half of the licensees sought planning funding and negotiated PFAs. As of March 31, 2017, 429 PFAs, with a total contract value, including amendments, of \$77.2 million, were approved by the TA for non-border Stage 2 licensees.

As shown in Table 1, as of March 31, 2017, all of the 852 FRAs anticipated for non-border Stage 2 licensees were submitted to the TA. The TA has approved 852 FRAs with a contract value, including amendments, totaling \$793.4 million. Additional information is available in Appendix 3A.

¹⁹ The licensee clearing information is provided by Sprint. Locations noted on the map are based upon ULS data regarding Channels 1-120 licensing as of November 2004.

Table 1: Status of Reconfiguration for Stage 2 (NPSPAC and Expansion Band) Licensees as of March 31, 2017 (milestones achieved by number of FRAs)²⁰

Wave	Stage 2 Anticipated FRAs*	FRA Negotiations and Approval			Reconfiguration Implementation				
		FRAs Submitted to TA	FRAs Approved by TA	% of Anticipated FRAs Approved by TA	# of FRAs with Physical Retunes Reported as Completed	% of Anticipated FRAs with Physical Retune Reported as Completed	Completion Certifications Submitted to TA	Completion Certifications Assessed by TA	% of Anticipated FRAs with Completion Certifications Assessed by TA
Wave 1	355	355	355	100%	338	95%	291	291	82%
Wave 2	225	225	225	100%	222	99%	175	175	78%
Wave 3²¹	228	228	228	100%	219	96%	180	180	79%
Wave 4	44	44	44	100%	44	100%	32	32	73%
Total	852	852	852	100%	823²²	96%	678	678	80%

* This table does not include FRAs for licensees with systems located in or affected by the FCC-defined border areas with Canada and Mexico.

Information about reconfiguration milestones achieved by number of call signs is available in Appendix 2.

b. Reconfiguration Implementation

Non-border Stage 2 licensees retuned, reflashed, or replaced approximately 1,577,100 radios (first touches) as of March 31, 2017. Of the 852 FRAs expected for non-border Stage 2, there were 823 FRAs as of March 31, 2017 for which licensees had completed their physical retunes and transitioned to their new channels. This does not include licensees with post-cutover subscriber unit second touches or other technical work. As of March 31, 2017, physical retuning was complete for 96.6 percent of non-border Stage 2 FRAs.

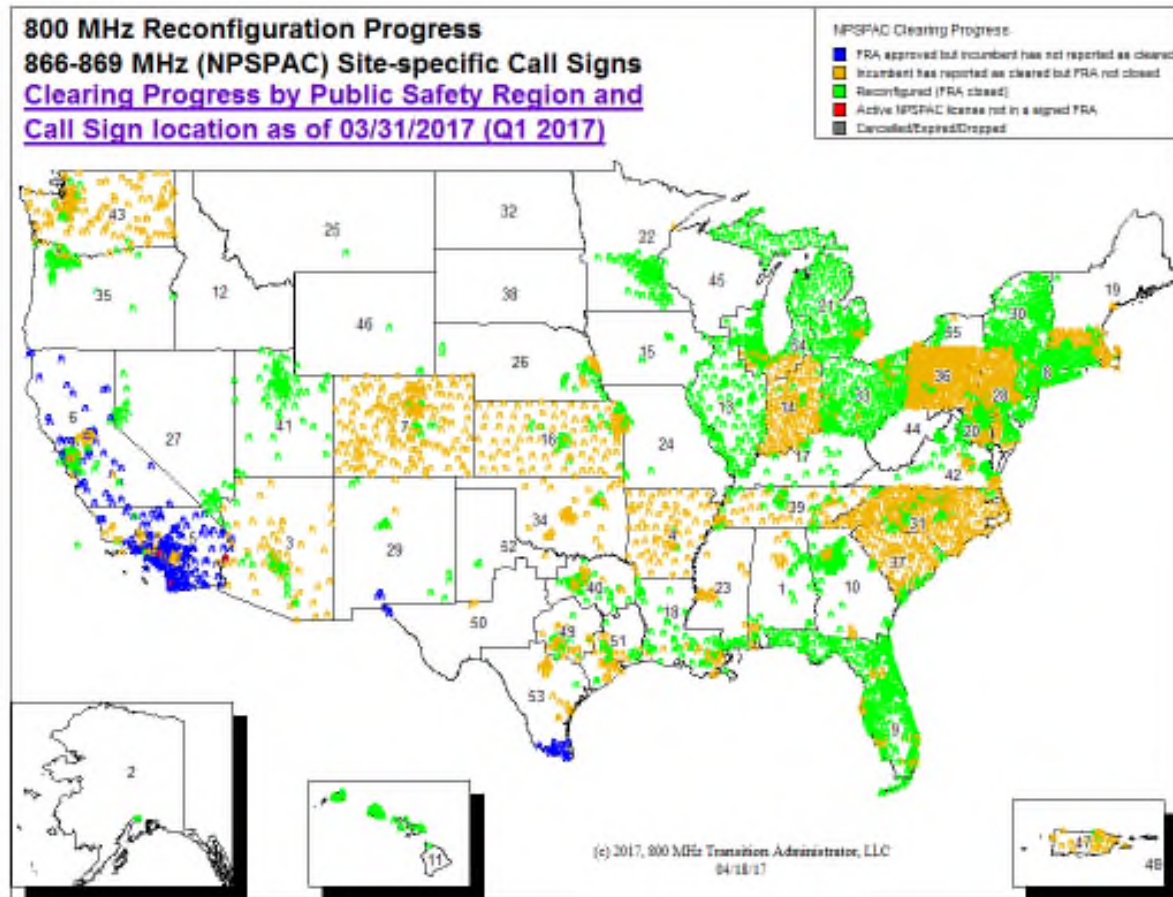
Map 3 depicts NPSPAC reconfiguration progress, as of March 31, 2017, by licensed NPSPAC locations. Progress on Expansion Band clearing is detailed in Appendix 2.

²⁰ Sprint is the data source for the number of anticipated FRAs in column 2 and the number of FRAs with physical retunes reported as completed in column 6. The figures have not been verified by the TA. Given that some FRAs noted in the table are for licensees with mobile-only systems, there will be a difference between the number of FRAs and the number of FRAs reporting frequencies cleared.

²¹ Besides NPSPAC licensees, Wave 3, Stage 2 includes certain licensees with Southeast ESMR Band frequencies that were deferred from Wave 3, Stage 1 at the licensee's request. Wave 3, Stage 1 licensees whose Wave 3 ESMR Negotiation Deferral Requests were granted in June 2006 had their negotiations and reconfiguration implementation deferred to Wave 3, Stage 2.

²² The FRA total for non-border Stage 2 includes 28 FRAs for agencies that are users on another licensee's radio system. These agencies have no channels to clear and therefore will not achieve the milestone used by Sprint and the TA to measure the completion of physical retuning for purposes of these metrics.

**Map 3: NPSPAC Locations and Reconfiguration Status, by NPSPAC Region
as of March 31, 2017²³**



3. Canadian Border Regions

The 30-month transition period for reconfiguration of licensees in the U.S.-Canada border regions began on October 14, 2008.²⁴ The TA's Implementation Plan and Timetable for the Reconfiguration of the 800 MHz Band in the U.S.-Canada Border Regions established two

²³ This map shows frequency clearing as reported by the licensee to Sprint. Licensees generally report clearing before they file license modifications to delete cleared frequencies. Map 1 reflects clearing based on ULS licensing data, which is the basis for determining the release of additional Interleaved Band, Expansion Band, and Guard Band spectrum by Sprint.

²⁴ See "Public Safety and Homeland Security Bureau Announces that the 30-Month Transition Period for 800 MHz Band Reconfiguration in Regions Along the U.S.-Canada Border will Commence on October 14, 2008," *Public Notice*, 23 FCC Rcd 14877 (2008) ("Canadian Border Public Notice").

stages for the reconfiguration of Canadian border licensees.²⁵ Stage 1 includes non-Public Safety licensees, such as Business, Industrial, and Land Transportation (“B/ILT”) and non-cellular Specialized Mobile Radio (“SMR”) licensees. Stage 2 is comprised of both NPSPAC and non-NPSPAC Public Safety licensees. The Canadian border reconfiguration also includes clearing of channels in the 854-860 MHz range for Public Safety use and reconfiguration of frequencies in the 861-865 MHz range to separate ESMR systems into the higher portion of the band. The exact frequencies being reconfigured vary in each FCC-defined Canadian Border Region. The TA continued its efforts to support Canadian border region reconfiguration during the first quarter of 2017 by addressing frequency issues and implementation issues raised by licensees.

Canadian Border Region licensees were required to complete reconfiguration by April 14, 2011. Licensee requests for waiver of this deadline were discussed in Section I.B.2. of this report.

a. Planning and Negotiations

As of March 31, 2017, 68 PFAs, with a total contract value, including amendments, of \$15.7 million, were approved by the TA for Canadian border licensees. As of March 31, 2017, all of the 191 FRAs anticipated for Canadian border region Stage 1 and Stage 2 licensees were submitted to the TA. The TA has approved 191 FRAs with a contract value, including amendments, totaling \$146.2 million. Table 2 provides information about the status of FRA negotiations and implementation for Canadian border licensees. Appendices 1B and 3B provide additional information about the status of Canadian border licensees.

**Table 2: Status of Reconfiguration for Canadian Border Licensees as of March 31, 2017
(milestones achieved by number of FRAs)²⁶**

Stage	Anticipated FRAs	FRA Negotiations and Approval			Reconfiguration Implementation				
		FRAs Submitted to TA	FRAs Approved by TA	% of Anticipated FRAs Approved by TA	# of FRAs with Physical Retunes Reported as Completed	% of Anticipated FRAs with Physical Retune Reported as Completed	Completion Certifications Submitted to TA	Completion Certifications Assessed by TA	% of Anticipated FRAs with Completion Certifications Assessed by TA
Stage 1	75	75	75	100%	75	100%	70	70	93%
Stage 2	116	116	116	100%	116	100%	87	86	74%
Total	191	191	191	100%	191	100%	157	156	82%

²⁵ See 800 MHz Transition Administrator, LLC, “Implementation Plan and Timetable for the Reconfiguration of the 800 MHz Band in the U.S.-Canada Border Regions,” WT Docket No. 02-55 (filed Oct. 1, 2008), *approved by Canadian Border Public Notice*.

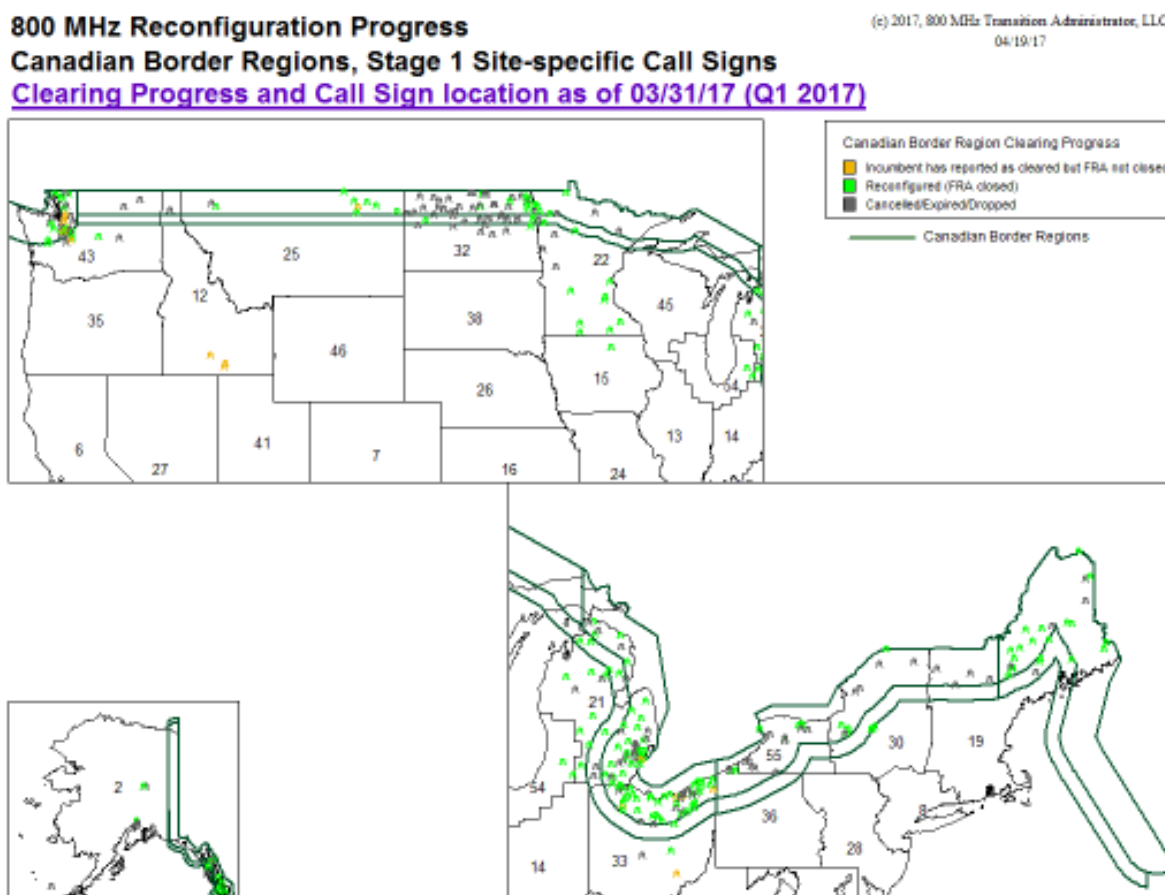
²⁶ Sprint is the data source for the number of anticipated FRAs in column 2 and the number of FRAs with physical retunes reported as completed in column 6. The figures have not been verified by the TA.

b. Reconfiguration Implementation

(i) Stage 1

As of March 31, 2017, physical retuning was complete for 100 percent of Canadian border Stage 1 FRAs. Map 4 shows the progress of Canadian border Stage 1 licensees.

Map 4: Canadian Border Region Stage 1 Clearing Progress



(ii) Stage 2

A key component of reconfiguration implementation is the retuning, reflashing, and/or replacement of subscriber equipment. Canadian border Stage 2 licensees retuned, reflashed, or replaced approximately 220,000 radios (first touches) as of March 31, 2017.²⁷

²⁷ Reported totals for radios complete are impacted by licensee reconfiguration changes and true-up processes as part of contract closing, which sometimes results in a reduction of completed units between reporting periods. In addition, incremental progress can sometimes be masked or negated here by rounding of the reported totals.

Another significant milestone in the implementation process is the retuning of base stations to the licensee's new channel assignments and commencement of system operations on the new channels. As of March 31, 2017, the licensees in all 116 Canadian border Stage 2 FRAs have completed their physical retunes and transitioned to their new channels. This does not include licensees with post-cutover subscriber unit second touches or other technical work. Map 5 shows the progress of Canadian border Stage 2 licensees.

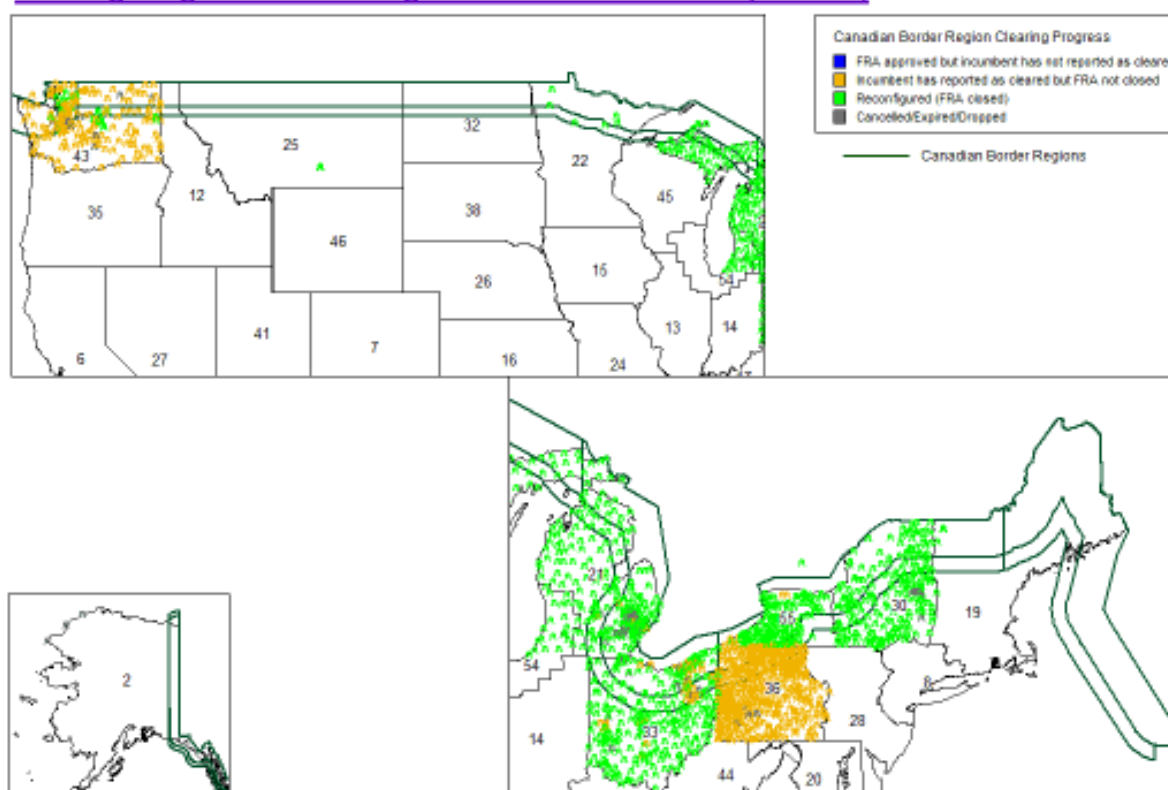
Map 5: Canadian Border Region Stage 2 Clearing Progress

800 MHz Reconfiguration Progress

Canadian Border Regions, Stage 2 Site-specific Call Signs

Clearing Progress and Call Sign location as of 03/31/17 (Q1 2017)

(c) 2017, 800 MHz Transition Administrator, LLC
04/19/17



4. Mexican Border

The 30-month transition period for Mexican border licensees to complete reconfiguration began on August 23, 2013 and ended on February 23, 2016.²⁸ Mexican border licensees include

²⁸ See "Public Safety and Homeland Security Bureau Announces that the 30-Month Transition Period for 800 MHz Band Reconfiguration in Regions Along the U.S.-Mexico Border Will Commence on August 23, 2013," *Public Notice*, 28 FCC Rcd 12290 (2013) ("Mexican Border Public Notice").

U.S. licensees operating within the Sharing Zone and licensees operating in the portions of the NPSPAC regions bordering Mexico that are outside the Sharing Zone.²⁹

In the *Fifth Report and Order*, the PSHSB directed the TA to develop, by August 23, 2013, a detailed reconfiguration timetable with milestones for completion of each phase of the reconfiguration process.³⁰ On August 6, 2013, the TA filed with the FCC its Reconfiguration Timetable.³¹ The PSHSB approved the TA's Reconfiguration Timetable on August 16, 2013 in the *Mexican Border Public Notice*.³² Building upon the timelines and procedures for planning, negotiation, mediation, and implementation set forth by the PSHSB, the Reconfiguration Timetable describes the specific steps required in each NPSPAC region for the relocation of non-NPSPAC and NPSPAC licensees. The Reconfiguration Timetable provides that reconfiguration of Mexican border licensees will proceed in a single stage for purposes of planning, submitting cost estimates (*i.e.*, estimates of the costs associated with the reconfiguration of the licensee's radio system) to Sprint, and negotiating FRAs. All licensees began the planning and negotiation phase on August 23, 2013. The reconfiguration implementation sequence has multiple steps because some licensees must wait for their replacement frequencies to be cleared by other reconfiguring licensees in the U.S. or by licensees in Mexico.

The TA has implemented a conditional FRA approval process for licensees closer to the border with more potential for interference with operations in Mexico. The TA has conditioned the approval of the FRAs for such licensees, allowing them to proceed with critical work like replacement and reprogramming of subscriber units, but not authorizing the modification of FCC licenses or the reconfiguration of infrastructure until the replacement frequencies are clear. This allows licensees to make progress on certain implementation tasks while details on clearing in Mexico continue to be worked out by the governments of the U.S. and Mexico. When a licensee's replacement frequencies are clear, the TA will grant full approval of the FRA, and the licensee can modify its FCC licenses and reconfigure its infrastructure.

On March 8, 2017, the PSHSB released a Public Notice in which it extended the freeze on the acceptance of new non-rebanding-related 800 MHz applications along the U.S.-Mexico border.³³ The freeze will remain in effect until the PSHSB announces by public notice that it is lifting the freeze. The freeze applies to NPSPAC Region 3: Arizona, NPSPAC Region 5: Southern California, NPSPAC Region 29: New Mexico, NPSPAC Region 50: Texas – El Paso, and NPSPAC Region 53: Texas – San Antonio.

²⁹ The affected regions are NPSPAC Region 3: Arizona, NPSPAC Region 5: Southern California, NPSPAC Region 29: New Mexico, NPSPAC Region 50: Texas – El Paso, and NPSPAC Region 53: Texas – San Antonio.

³⁰ See *Fifth Report and Order*, 28 FCC Rcd at 4102 ¶ 55.

³¹ See 800 MHz Transition Administrator, LLC, "Reconfiguration Timetable for the Reconfiguration of the 800 MHz Band in the Sharing Zone and Affected NPSPAC Regions Along the U.S.-Mexico Border," WT Docket No. 02-55 (filed Aug. 6, 2013).

³² See *Mexican Border Public Notice*, 28 FCC Rcd at 12291.

³³ See "Public Safety and Homeland Security Bureau Extends 800 MHz Application Freeze Along Border With Mexico," *Public Notice*, 32 FCC Rcd 1817 (2017).

and NPSPAC Region 53: Texas – San Antonio and to stations located within 70 miles of the borders of these NPSPAC regions.

a. Frequency Proposals

The TA's frequency planning activities in the U.S.-Mexico border-affected area in the first quarter of 2017 continued to address licensees' concerns with replacement frequencies. Frequency changes continued to be made, where feasible, to provide licensees with replacement frequencies that are less likely to be affected by operations in Mexico and allow them to receive full approval of their FRAs rather than the conditional approval noted above. Additional information about Frequency Proposal Reports is provided in Appendix 5.

b. Planning and Negotiations

As of March 31, 2017, 39 PFAs, with a total contract value, including amendments, of \$9.5 million, were approved by the TA for Mexican border licensees. Once a licensee's planning is finished and a complete cost estimate is submitted to Sprint, the licensee and Sprint negotiate an FRA. If an FRA has not been submitted to the TA by the end of the 30-day negotiation period, the licensee and Sprint participate in mediation for 20 working days. As of March 31, 2017, the TA had resolved all of the 211 mediation dockets opened for Mexican border licensees.

As of March 31, 2017, all of the 127 FRAs anticipated for Mexican border licensees were submitted to the TA with a total contract value, including amendments, of \$133.8 million. In addition, Mexican border licensees and Sprint had entered into 38 Letter Agreements, which are short-form agreements that have been used in lieu of FRAs for certain reconfigurations with no costs or low costs. Table 3 provides information about the status of FRA negotiations and approval for Mexican border licensees.

**Table 3: Status of Reconfiguration for Mexican Border Licensees as of March 31, 2017
(milestones achieved by number of FRAs)³⁴**

Licensee Type	Anticipated FRAs	FRA Negotiations and Approval				Reconfiguration Implementation				
		FRAs Submitted to TA	FRAs Approved by TA	% of Anticipated FRAs Approved by TA	FRAs with Conditional Approval	# of FRAs with Physical Retunes Reported as Completed	% of Anticipated FRAs with Physical Retune Reported as Completed	Completion Certifications Submitted to TA	Completion Certifications Assessed by TA	% of Anticipated FRAs with Completion Certifications Assessed by TA
Non-Public Safety	53	53	52	98%	17	30	57%	15	15	28%
Public Safety	74	74	74	100%	32	36	49%	15	15	20%
Total	127	127	126	99%	49³⁵	66	52%	30	30	24%

Appendices 1C and 3C provide additional information about the status of FRA negotiations for Mexican border licensees.

c. Reconfiguration Implementation

Mexican border licensees are working on implementation activities. After their FRAs are approved by the TA, licensees with replacement frequencies that are clear may proceed with implementation activities, including reconfiguring subscriber units and infrastructure. A number of licensees are performing, or have completed, such implementation activities. Mexican border licensees retuned, reflashed, or replaced approximately 15,100 radios (first touches) in the first quarter of 2017, raising the total number complete to approximately 183,000 radios as of March 31, 2017.

Another significant milestone in the implementation process is the retuning of base stations to the licensee's new channel assignments and commencement of system operations on the new channels. During the first quarter of 2017, four Mexican border licensees completed their physical retunes. As of March 31, 2017, there were 66 FRAs for which Mexican border licensees had completed their physical retunes and transitioned to their new channels. This does not include licensees with post-cutover subscriber unit second touches or other technical work. As of March 31, 2017, physical retuning was complete for 52 percent of Mexican border FRAs.

³⁴ Sprint is the data source for the number of anticipated FRAs in column 2 and the number of FRAs with physical retunes reported as completed in column 7. The figures have not been verified by the TA. Any changes to the number of anticipated FRAs from previous Quarterly Progress Reports are the result of how Sprint structures deals with licensees (*i.e.*, deals cancelled or consolidated).

³⁵ As of March 31, 2017, there were seven FRAs which had been conditionally approved but later received full approval.

Mexican border licensees in the Sharing Zone may be blocked from proceeding with certain implementation activities due to operations in Mexico that have not been cleared from their replacement frequencies. The TA has conditioned the approval of FRAs for these impacted licensees, approving the reconfiguration of subscriber units, but not authorizing the modification of FCC licenses or the reconfiguration of infrastructure until the replacement frequencies are clear. There were 49 FRAs with conditional approval as of March 31, 2017, and the licensees in these FRAs cannot reconfigure their infrastructure because they are blocked by licensees in Mexico.

The Government of Mexico has started issuing new licenses to 800 MHz system operators in Mexico for purposes of reconfiguration and they are starting to clear frequencies. This will be an ongoing process, and when a U.S. licensee's blocked replacement frequencies are clear, the TA will grant full approval of the FRA. At that time the licensee can modify its FCC licenses and reconfigure its infrastructure.

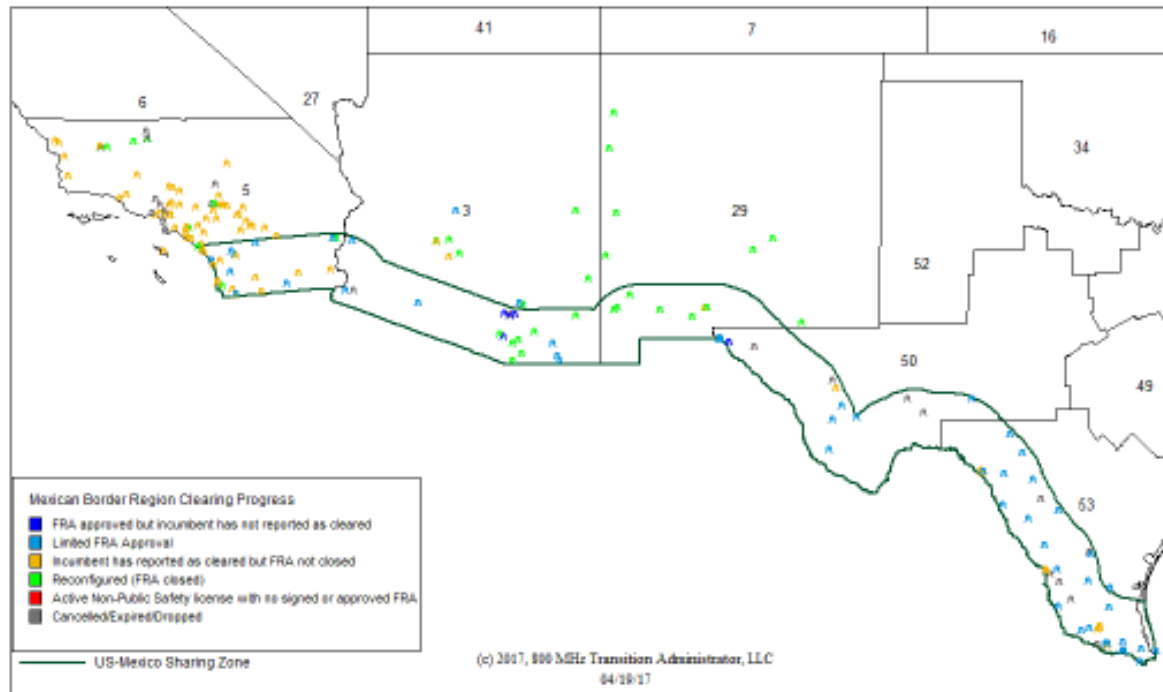
The TA conducted Implementation Planning Sessions in NPSPAC Region 3: Arizona on February 24, 2015, in NPSPAC Region 5: Southern California on April 21, 2015, and in NPSPAC Region 53: Texas – San Antonio on October 13, 2015. During an IPS, the TA works with Public Safety licensees, their equipment vendors, technical consultants, and Sprint to develop a comprehensive implementation schedule for the region that identifies key milestones and dependencies associated with reconfiguration implementation activities. The TA provides detailed frequency and distance data for licensees about situations where licensees' replacement frequencies are blocked by other licensees and discusses implementation sequencing and solutions to address them. Licensees identify interdependencies between their systems and the effect on the regional implementation schedule is discussed. The sessions help licensees adjust implementation schedules to deal with interoperability and interdependencies of shared networks – particularly setting dates for retuning mutual aid channels used by neighboring jurisdictions. Clearing of licensees in Mexico impacts the schedule and coordination of licensee implementation in the Sharing Zone. The regional implementation schedule accounts for blocking issues, including U.S. licensees whose replacement frequencies are blocked by other U.S. licensees and/or by licensees in Mexico.

The TA does not anticipate conducting Implementation Planning Sessions in NPSPAC Region 29: New Mexico and NPSPAC Region 50: Texas – El Paso. Licensees in these regions should continue to move forward with their implementation activities consistent with their FRA approval letter.

Map 6 shows the licensed base station locations of Mexican border non-Public Safety licensees and their FRA and implementation status.

Map 6: Mexican Border Non-Public Safety Clearing Progress

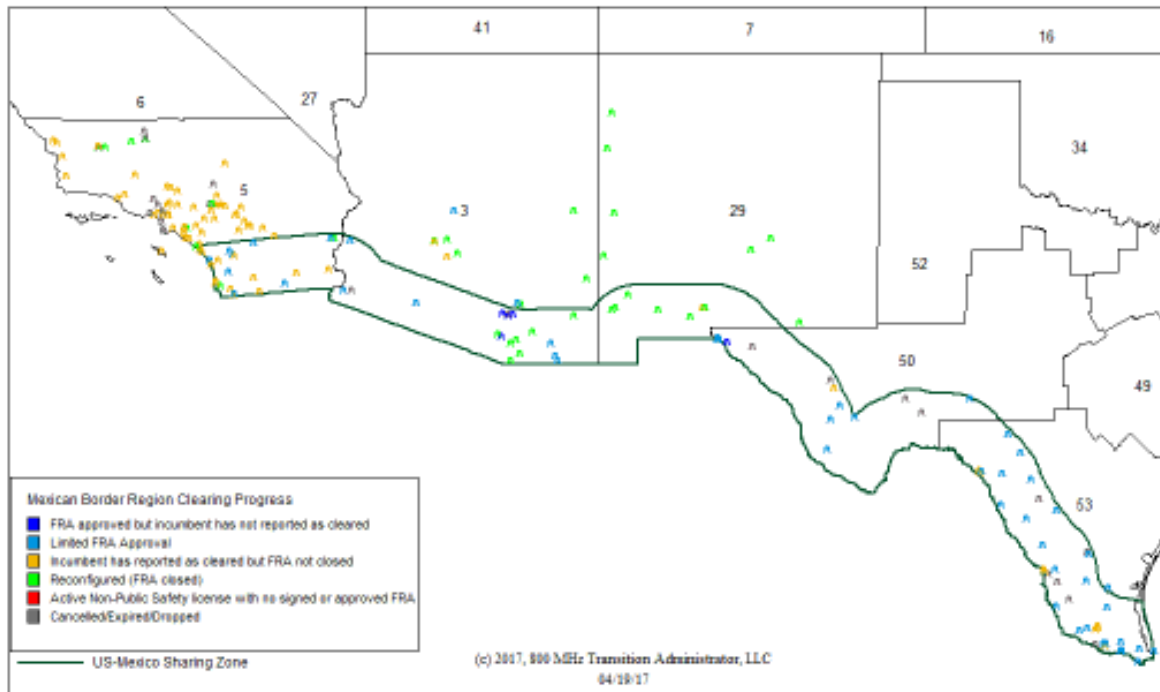
800 MHz Reconfiguration Progress
Mexican Border Region, Non-Public Safety Site-specific Call Signs
Clearing Progress and Call Sign location as of 03/31/2017 (Q1 2017)



Map 7 shows the licensed base station locations of Mexican border Public Safety licensees and their FRA and implementation status.

Map 7: Mexican Border Public Safety Clearing Progress

800 MHz Reconfiguration Progress
Mexican Border Region, Non-Public Safety Site-specific Call Signs
Clearing Progress and Call Sign location as of 03/31/2017 (Q1 2017)



5. Puerto Rico, U.S. Virgin Islands, and ESMR Band Licensees

Licensees in Puerto Rico and the U.S. Virgin Islands and ESMR Band licensees (non-border high-site licensees located in the ESMR Band at 817-821/862-866 MHz (813.5-824 MHz/858.5-869 MHz in the Southeastern U.S.)) have completed physical retuning. Appendices 2 and 3D contain information about such licensees.

6. Change Notices and Amendments

When a licensee encounters an emergency or unforeseeable need to change the scope or cost of its planning or reconfiguration implementation activities after it has signed its TA-approved PFA or FRA, it must submit a Change Notice to Sprint and the TA. Change Notices generally seek modifications to the services and equipment provided for in the PFA or FRA and the associated costs. The TA encourages licensees to use the Change Notice Form available on the TA's website when submitting a Change Notice.³⁶ Licensees and Sprint negotiate the

³⁶ The form is available at http://www.800TA.org/content/resources/Change_Note_Form.doc.

Change Notice and, in most cases, submit an amendment to the PFA or FRA to the TA for review and approval.

During the first quarter of 2017, licensees submitted 15 Change Notices. Some Change Notices are resolved quickly, but others can take time to negotiate and result in an amendment.

Most Change Notices result in an amendment to the licensee's PFA or FRA. During the first quarter of 2017, licensees and Sprint negotiated and submitted to the TA seven FRA amendments.

B. Program Financial Information

This section provides information for the first quarter of 2017 regarding reconfiguration expenditures, the Letter of Credit, the external audit, the TA's fees and expenses, and the closing process and reconfiguration Completion Certifications.

1. Reconfiguration Expenditures

a. 800 MHz Incumbent Licensee Reconfiguration Costs

As of March 31, 2017, Sprint and incumbent licensees had executed TA-approved FRAs, PFAs, and related amendments totaling approximately \$1,189.5 million, and Sprint had paid approximately \$1,068.1 million of this amount as both advanced payments and for work completed to date. This compares to \$1,192.7 million in executed FRAs, PFAs, and related amendments and \$1,065.6 million paid as of December 31, 2016.³⁷

As of March 31, 2017, Sprint has reported to the TA that it had incurred approximately \$1,972.7 million in costs on a cash basis for: (1) payments made to incumbent licensees or their vendors in accordance with TA-approved agreements executed by incumbent licensees and Sprint; and (2) replacement equipment costs, including costs related to the development of software for certain incumbent licensee subscriber equipment that enables such subscriber equipment to be retuned rather than replaced and costs related to replacement equipment to be provided to incumbent licensees by Sprint (collectively "800 MHz Incumbent Licensee Reconfiguration Costs").

As of March 31, 2017, the TA was assessing the 800 MHz Incumbent Licensee Reconfiguration Costs incurred through July 31, 2016 for the purpose of determining whether those costs are creditable against any payment Sprint may be obligated to make to the United States Treasury at the completion of reconfiguration. The TA did not perform an assessment of 800 MHz Incumbent Licensee Reconfiguration Costs incurred from August 1, 2016 through March 31, 2017 because Sprint did not submit a credit submission package to the TA for costs incurred during that period.

³⁷ The amount Sprint paid as of December 31, 2016 that was reported the Quarterly Progress Report for the Quarter Ended December 31, 2016 was overstated due to an error in the calculation. The corrected number is reported here.

b. Sprint Costs

Sprint has reported to the TA that, as of September 30, 2016, it had incurred, on a cash basis, approximately \$385.6 million in costs to support: (1) incumbent licensee negotiations; (2) systems development costs for tracking and reporting of program activity, (3) Sprint's program and financial management activities; (4) other program costs; and (5) reconfiguration of Sprint's systems in the 800 MHz band (collectively "Sprint Costs"). The Sprint Costs exclude certain amounts incurred related to Sprint's internal network costs that Sprint may submit for credit at a later date ("To Be Determined Sprint Costs"). Sprint has not provided updated numbers for Sprint Costs incurred as of March 31, 2017 to the TA.

c. Estimated Total Reconfiguration Expenditures

On May 26, 2017, Sprint filed with the Securities and Exchange Commission ("SEC") its Annual Report on Form 10-K for the quarterly period ended March 31, 2017 and disclosed that it has incurred payments of approximately \$3.5 billion directly attributable to its performance under the *Report and Order* from the inception of the program through March 31, 2017, including approximately \$45 million during the year ended March 31, 2017.³⁸

Sprint has reported to the TA that it incurred approximately \$515.6 million in costs, on a cash basis, associated with reconfiguration of the 1.9 GHz band, which is net of the approximately \$229.6 million that Sprint received as reimbursement from Mobile Satellite Service licensees and the H Block licensee for their *pro rata* portion of the costs to clear the 1.9 GHz spectrum. These costs are reported for informational purposes only. The TA does not conduct an analysis of these costs.

2. Letter of Credit

For the quarter ended March 31, 2017, Sprint made its required payments to licensees and vendors. Accordingly, there have been no draws on the Letter of Credit. Sprint has reported to the TA that, as of September 30, 2016, it had incurred, on a cash basis, approximately \$312.0 million in Letter of Credit Fees. Sprint has not provided to the TA updated numbers for Letter of Credit Fees incurred as of March 31, 2017.

The TA has continued to monitor the amount of the Letter of Credit in view of Sprint's programmatic obligations. On March 27, 2017, the TA recommended that the Letter of Credit be further reduced by \$13.2 million based on the forecast of remaining incumbent licensee costs. The FCC concurred with the TA's request on March 30, 2017, and the Letter of Credit was reduced from \$165.1 million to \$151.9 million. As of March 31, 2017, the Letter of Credit balance was \$151.9 million. On June 22, 2017, the TA recommended that the Letter of Credit be further reduced by \$9.8 million based on the forecast of remaining incumbent licensee costs.

³⁸ See Sprint Corporation, Annual Report (Form 10-K), at F-37 (filed May 26, 2017), available at <https://www.sec.gov/Archives/edgar/data/101830/000010183017000015/sprintcorp201610-k.htm>.

The FCC concurred with the TA's request on June 22, 2017, and the Letter of Credit was reduced from \$151.9 million to \$142.1 million.

3. External Audit

In the first quarter of 2017, the program's external auditors continued the annual audit of program expenditures for the year ended December 31, 2016 and for the period from inception (August 6, 2004) through December 31, 2016 ("the 2016 Audit"). As discussed previously, certain 800 MHz Incumbent Licensee Reconfiguration Costs and Sprint Costs have not been submitted by Sprint to the TA for credit assessment or for external audit.

4. Transition Administrator

a. Fees, Expenses, and Staffing

The TA's fees and expenses for the quarter ended March 31, 2017 were approximately \$3.24 million in fees and \$0.13 million in expenses, for a total of approximately \$3.37 million, which is \$0.08 million less than the forecast for the first quarter of 2017. Additional details are provided in Appendix 10. TA staffing for the quarter ended March 31, 2017 consisted of 24 Full Time Equivalents ("FTEs"). The TA's fees and expenses for the quarter ending June 30, 2017 are estimated at \$2.92 million in fees and \$0.09 million in expenses, for a total of \$3.01 million.

b. Disclosure of Non-Reconfiguration Fees

In accordance with the TA's Independence Management Plan, the TA reports that Deloitte Consulting LLP, a subsidiary of Deloitte LLP, received \$0 of non-TA fees and costs from Sprint for the quarter ended March 31, 2017; other member firms of Deloitte LLP received \$3.69 million in non-TA fees and costs from Sprint for the quarter ended March 31, 2017.³⁹

5. Closing Process and Reconfiguration Completion Certifications

Licensees and Sprint must complete all closing process requirements in order to comply with the FCC's Orders and the contractual requirements in the PFA or FRA. The closing process ensures that the parties have met their obligations to each other and the program. For FRAs, the closing process consists of the following activities:

1. License Modification – The modification of the licensee's FCC licenses to delete old frequencies.

³⁹ See "Independence Management Plan for 800 MHz Transition Administrator Team Members (Version 1.5)," at 4, attached to Letter from Robert E. Stup, Jr., Squire Sanders (US) LLP, to Marlene H. Dortch, Secretary, FCC, WT Docket No. 02-55 (filed Jan. 16, 2014). As used in this context, other member firms of Deloitte LLP means Deloitte & Touche LLP, Deloitte Financial Advisory Services LLP, or Deloitte Tax LLP, each a subsidiary of Deloitte LLP. Please see <http://www.deloitte.com/us/about> for a detailed description of the legal structure of Deloitte LLP and its subsidiaries.

2. Equipment Reconciliation – The true-up of loaned, replaced, and replacement equipment. Licensees should closely review their FRA and ensure they have returned all equipment required in the FRA. If a licensee has not returned all of the replaced equipment, it may be responsible, among other things, for paying the costs of the replacement equipment it received.
3. Actual Cost Reconciliation (“ACR”) – The “true-up” of cost support documentation with amounts paid or to be paid by Sprint. During the ACR process, a licensee provides Sprint with supporting documentation for the actual costs incurred for its planning or reconfiguration. Sprint performs a true-up of the actual costs incurred to the estimated costs in the PFA or FRA and provides the licensee with that information. The result is an ACR Statement documenting the actual costs incurred and payments made to the licensee, including final amounts due from or to the parties. Licensees owed additional funds by Sprint will not be paid those amounts until the ACR statements have been executed by both the licensee and Sprint.
4. Closing Documents – The preparation, execution, and delivery of the closing documents, including an FRA Completion Certification. Once the ACR Statement is complete, Sprint sends the licensee closing documents, including the FCC-required Completion Certification. A licensee is required by its PFA or FRA to execute and return the closing documents to Sprint.

It is important for licensees and Sprint to complete these activities in a timely manner. Failure to conduct closing activities can result in significant program delays, lost or misplaced actual cost support documentation, and other issues that could substantially impact amounts owed from or due to Sprint.

To minimize the effort and times associated with the closing process, licensees should also review the following TA guidance:

- Actual Cost Reconciliation Fact Sheet;
- Change Notice Process Fact Sheet;
- The Incumbent Labor Reimbursement Policy; and
- The Reconfiguration Completion Checklist.

Each of these documents is available on the TA’s website at <http://www.800TA.org>. In addition, recordings of Webinars (online training seminars) regarding closing process topics, such as ACR and Reconfiguration Completion, to assist licensees in understanding the key activities in the process may be found on the TA’s website at <http://www.800TA.org/content/ipswebinars>.

a. Closing Certifications

During the quarter ended March 31, 2017, one PFA Completion Certification was submitted to the TA, increasing the total submitted over the life of the program to 573.⁴⁰ Of these, the TA reviewed and found 573 PFA Completion Certifications sufficient, subject to post-close audit adjustments, as of March 31, 2017. Of the 592 PFAs that have been executed between licensees and Sprint, approximately 3.24 percent of executed PFAs remain open as of March 31, 2017. Appendix 8 contains a summary of PFAs that have closed, and Appendix 9 contains a listing of PFAs that have not closed as of the end of the first quarter of 2017.

The FRA Completion Certification certifies that the licensee has relinquished its original 800 MHz frequencies and reconfigured its facilities to operate on replacement frequencies; that all reconfiguration work required has been satisfactorily completed; and that the licensee and Sprint have agreed on the amount paid by Sprint for such work. A licensee's reconfiguration is not complete until this certification has been executed and delivered by the licensee to Sprint. During the first quarter of 2017, eight FRA Completion Certifications were submitted to the TA, increasing the total submitted over the life of the program to 1,785.⁴¹ Of these, the TA reviewed and found 1,783 FRA Completion Certifications sufficient, subject to post-close audit adjustments, with the remaining two under review as of March 31, 2017. Of the 2,106 FRAs that have been executed between licensees and Sprint, approximately 15.3 percent of executed FRAs remain open as of March 31, 2017. Appendix 8 contains a summary of FRAs that have closed. Appendix 9 contains a listing of FRAs for which physical reconfiguration activities are complete but the FRA has not closed as of the end of the first quarter of 2017.

b. Closing Timeframes

For those FRAs that have closed as of March 31, 2017, the closing process has taken an average of 18.1 months to complete following the completion of physical reconfiguration activities, compared to an average of 17.9 months through December 31, 2016. For those licensees that have completed physical reconfiguration activities but have not closed the FRA as of March 31, 2017, an average of 49.6 months has elapsed since the completion of physical reconfiguration activities compared to an average of 48.1 months as of December 31, 2016. The amount of time that licensees have been pending in each step of the closing process is set forth in Table 4 below.⁴²

⁴⁰ Of these, 69 were for Stage 1 licensees and 504 were for Stage 2 licensees.

⁴¹ Of these, 1,003 were for Stage 1 licensees and 782 were for Stage 2 licensees.

⁴² The completion of all physical reconfiguration activities includes the completion of physical retuning and, where applicable, completion of the "second touch." The completion of physical retuning means the individual licensee has retuned its infrastructure to operate on its replacement frequencies and has cleared its old frequencies. Completion of the "second touch" means that the licensee, if provided for in the FRA, has completed a second (or subsequent) touch of its subscriber units to remove the pre-rebanding channels.

Table 4: FRAs in the Closing Process by Pending Activity⁴³

Pending FRA Activity to be Completed	Length of Time Pending Activity Open						% Greater than or Equal to 12 Months
	Quantity of FRAs	Less than 3 Months	3 to 6 Months	6 to 9 Months	9 to 12 Months	12 Months or Longer	
Equipment Reconciliation	41	4	4	2	1	30	18.0%
License Modification	1	0	0	0	0	1	0.6%
Actual Cost Reconciliation Process*	164	10	18	5	6	125	74.9%
Closing	41	4	3	9	14	11	6.6%
Total FRAs Pending in Closing Process	247						
Closed FRAs**	1/785						
Total FRAs for which physical reconfiguration activities are complete***	2,032						

* Includes 7 FRAs that are also pending License Modification.

** Includes 2 FRAs that are pending TA review of the TA Completion Certifications.

*** Includes 24 FRAs without infrastructure to reconfigure that have closed or are pending closing.

To assist licensees in the closing of these FRAs, the TA continues to conduct closing outreach efforts with licensees significantly impacted by these delays. The TA will continue to monitor the closing process, and make inquiries of licensees and Sprint, to facilitate adherence to the timelines and guidance. In the event that a licensee does not respond to the TA's outreach efforts, the licensee will be referred to the PSHSB for further contact.

C. Specialized Support Functions

To facilitate successful 800 MHz band reconfiguration, licensees and other stakeholders must have rapid and consistent access to accurate information about reconfiguration, processes, and procedures. As such, the TA executes an approach that is intended to engage, educate, and equip the impacted stakeholders with the knowledge necessary to plan and implement reconfiguration activities. The TA employs a multi-pronged approach, including direct calling campaigns, conference and event attendance ("Stakeholder Outreach"), Webinars (online training seminars), and interaction with industry press to accomplish these goals.

1. Stakeholder Inquiries

The TA maintains a "Contact Center" to receive and process questions and requests for information regarding reconfiguration and the TA's activities. The Contact Center can be

⁴³ This table is created from data provided by Sprint and collected by the TA directly from licensees.

reached at 888.800.8220 and comments@800TA.org. Several parties have contacted the TA regarding possible investment opportunities in 800 MHz band spectrum following reconfiguration. The TA has no role in the allocation of frequencies following the completion of the 800 MHz band reconfiguration. The TA does not provide advice on investments, acquisitions, or usage of licenses in the 800 MHz band. Parties interested in such matters may wish to consult the FCC's rules and regulations and visit the FCC's website at <https://www.fcc.gov/general/800-mhz-spectrum> and http://wireless.fcc.gov/index.htm?job=wt_investment_scams.

2. TA-Produced Materials, TA's Website, and Outreach Activities

The TA's website is a significant component of the Stakeholder Outreach efforts. During the first quarter of 2017, the TA continued to distribute informational materials to stakeholders relating to the reconfiguration process, including fact sheets, licensee forms, and other materials. Many of these items are posted on the TA's website at <http://www.800TA.org>.

3. Frequency Reconfiguration Agreement Review

The TA continues to meet its service-level goals for reviewing FRAs.⁴⁴ Detailed information about the time required by the TA to review and approve FRAs submitted to the TA is available in Appendices 6 and 7.

⁴⁴ The TA's service-level targets for FRA review are review of 80 percent of FRAs within 5 business days, 95 percent within 10 business days, and 100 percent within 15 business days.

III. APPENDICES

Appendix 1A

Status of Reconfiguration for Non-Border Licensees in Channels 1-120: Milestones Completed by Number of Frequency Reconfiguration Agreements, Per Wave, Per Region, as of as of March 31, 2017

NPSPAC Region	Number of Channels 1-120 FRAs*	Sprint and Licensee Reach Pre-Contract Agreement*	FRAs Submitted to TA	FRAs Approved by TA	FRAs with Physical Retunes Reported as Completed*
		Number of Frequency Reconfiguration Agreements (FRAs)			
Wave 1	355	355	355	355	355
6	44	44	44	44	44
7	17	17	17	17	17
8	38	38	38	38	38
9	1	1	1	1	1
11	9	9	9	9	9
13	23	23	23	23	23
14	13	13	13	13	13
19	26	26	26	26	26
20	23	23	23	23	23
27	26	26	26	26	26
28	25	25	25	25	25
35	16	16	16	16	16
41	7	7	7	7	7
42	18	18	18	18	18
45	8	8	8	8	8
54	21	21	21	21	21
Multiregion	40	40	40	40	40
Wave 2	206	206	206	206	206
4	11	11	11	11	11
12	6	6	6	6	6
15	6	6	6	6	6
16	12	12	12	12	12
17	12	12	12	12	12
22	34	34	34	34	34
24	16	16	16	16	16
25	4	4	4	4	4
26	4	4	4	4	4
32	1	1	1	1	1
34	2	2	2	2	2
38	2	2	2	2	2
39	25	25	25	25	25
40	12	12	12	12	12
44	2	2	2	2	2
49	3	3	3	3	3
51	14	14	14	14	14
52	8	8	8	8	8
Multiregion	32	32	32	32	32

Appendix 1A

Status of Reconfiguration for Non-Border Licensees in Channels 1-120: Milestones Completed by Number of Frequency Reconfiguration Agreements, Per Wave, Per Region, as of as of March 31, 2017

NPSPAC Region	Number of Channels 1-120 FRAs*	Sprint and Licensee Reach Pre-Contract Agreement*	FRAs Submitted to TA	FRAs Approved by TA	FRAs with Physical Retunes Reported as Completed*
		Number of Frequency Reconfiguration Agreements (FRAs)			
Wave 3	251	251	251	251	250
1	15	15	15	15	15
9	88	88	88	88	88
10	51	51	51	51	51
18	17	17	17	17	17
23	17	17	17	17	17
31	24	24	24	24	24
37	9	9	9	9	8
47	6	6	6	6	6
48	3	3	3	3	3
Multiregion	21	21	21	21	21
Wave 4	115	115	115	115	115
2	4	4	4	4	4
3	24	24	24	24	24
5	3	3	3	3	3
10	1	1	1	1	1
18	15	15	15	15	15
21	1	1	1	1	1
23	2	2	2	2	2
29	10	10	10	10	10
30	5	5	5	5	5
33	10	10	10	10	10
36	5	5	5	5	5
43	5	5	5	5	5
50	8	8	8	8	8
53	6	6	6	6	6
54	4	4	4	4	4
63	2	2	2	2	2
Multiregion	10	10	10	10	10
TOTAL	927	927	927	927	926

* Sprint is the data source for this column. The figures have not been verified by the TA.

Appendix 1B

Status of Reconfiguration for Canadian Border Region Licensees in Stage 1: Milestones Completed by Number of Frequency Reconfiguration Agreements, Per Wave, Per Region, as of March 31, 2017

NPSPAC Region	Number of Stage 1 FRAs*	Sprint Initiated Contact with Licensee*	Sprint and Licensee Reach Pre-Contract Agreement*	FRAs Submitted to TA	FRAs Approved by TA	FRAs with Physical Retunes Reported as Completed*
		Number of Frequency Reconfiguration Agreements (FRAs)				
2	2	2	2	2	2	2
12	1	1	1	1	1	1
19	7	7	7	7	7	7
21	6	6	6	6	6	6
22	3	3	3	3	3	3
25	2	2	2	2	2	2
30	4	4	4	4	4	4
32	4	4	4	4	4	4
33	17	17	17	17	17	17
36	2	2	2	2	2	2
43	15	15	15	15	15	15
54	1	1	1	1	1	1
55	3	3	3	3	3	3
Multiregion	8	8	8	8	8	8
TOTAL	75	75	75	75	75	75

* Sprint is the data source for this column. The figures have not been verified by the TA.

Appendix 1C

Status of Reconfiguration for Mexican Border Non-Public Safety Licensees: Milestones Completed by Number of Frequency Reconfiguration Agreements, Per Wave, Per Region, as of March 31, 2017

NPSPAC Region	Number of FRAs*	Sprint Initiated Contact with Licensee*	Sprint and Licensee Reach Pre-Contract Agreement*	FRAs Submitted to TA	FRAs Approved by TA	FRAs with Physical Retunes Reported as Completed*
		Number of Frequency Reconfiguration Agreements (FRAs)				
3	11	11	11	11	11	7
5	21	21	21	21	21	15
29	3	3	3	3	3	3
50	7	7	7	7	7	1
53	8	8	8	8	7	1
Multiregion	3	3	3	3	3	2
TOTAL	53	53	53	53	52	29

* Sprint is the data source for this column. The figures have not been verified by the TA.

Appendix 2
Status of Reconfiguration for Licensees in Channels 1-120:
Milestones Completed by Number of Call Signs, Per Wave, Per Region, as of March 31, 2017

Public Safety Region (PSR)	PSR Name	Updated Call Sign Population as of 03/31/2017	Sprint Initiated Contact with Licensee	Sprint and Licensee Reach Pre-Contract Agreement	Sprint Submits Frequency Reconfiguration Agreement to TA	TA Approves Frequency Reconfiguration Agreement	Through 03/31/2017 Call Signs with Reconfiguration Applications Submitted to FCC	Through 03/31/2017 Call Signs with Reconfiguration Applications Granted	Sprint Clears Frequencies	Incumbent Clears Frequencies	Through 03/31/2017 Call Signs with Surrender Applications Submitted to FCC	Through 03/31/2017 Call signs with Surrender Applications Granted
		Number of Call Signs										
Wave 1	Subtotal	791	791	791	791	791	791	791	791	791	791	791
6	CA - North	107	107	107	107	107	107	107	107	107	107	107
7	Colorado	27	27	27	27	27	27	27	27	27	27	27
8	NY - Metro (CT, NJ, NY, PA)	96	96	96	96	96	96	96	96	96	96	96
11	Hawaii	55	55	55	55	55	55	55	55	55	55	55
13	Illinois	40	40	40	40	40	40	40	40	40	40	40
14	Indiana	27	27	27	27	27	27	27	27	27	27	27
19	ME, NH, VT, MA, RI, CT	73	73	73	73	73	73	73	73	73	73	73
20	MD; DC; VA - Northern	66	66	66	66	66	66	66	66	66	66	66
27	Nevada	63	63	63	63	63	63	63	63	63	63	63
28	NJ, PA, DE	67	67	67	67	67	67	67	67	67	67	67
35	Oregon	48	48	48	48	48	48	48	48	48	48	48
41	Utah	21	21	21	21	21	21	21	21	21	21	21
42	Virginia	52	52	52	52	52	52	52	52	52	52	52
45	Wisconsin	13	13	13	13	13	13	13	13	13	13	13
54	Chicago	36	36	36	36	36	36	36	36	36	36	36
Wave 2	Subtotal	469	469	469	469	469	469	469	469	469	469	469
4	Arkansas	38	38	38	38	38	38	38	38	38	38	38
12	Idaho	14	14	14	14	14	14	14	14	14	14	14
15	Iowa	16	16	16	16	16	16	16	16	16	16	16
16	Kansas	33	33	33	33	33	33	33	33	33	33	33
17	Kentucky	16	16	16	16	16	16	16	16	16	16	16
22	Minnesota	74	74	74	74	74	74	74	74	74	74	74
24	Missouri	37	37	37	37	37	37	37	37	37	37	37
25	Montana	19	19	19	19	19	19	19	19	19	19	19
26	Nebraska	10	10	10	10	10	10	10	10	10	10	10
32	North Dakota	6	6	6	6	6	6	6	6	6	6	6
34	Oklahoma	25	25	25	25	25	25	25	25	25	25	25
38	South Dakota	1	1	1	1	1	1	1	1	1	1	1
39	Tennessee	43	43	43	43	43	43	43	43	43	43	43
40	TX - Dallas	38	38	38	38	38	38	38	38	38	38	38
44	West Virginia	3	3	3	3	3	3	3	3	3	3	3
46	Wyoming	1	1	1	1	1	1	1	1	1	1	1
49	TX - Austin	11	11	11	11	11	11	11	11	11	11	11
51	TX - Houston	42	42	42	42	42	42	42	42	42	42	42
52	TX - Lubbock	42	42	42	42	42	42	42	42	42	42	42

Appendix 2
Status of Reconfiguration for Licensees in Channels 1-120:
Milestones Completed by Number of Call Signs, Per Wave, Per Region, as of March 31, 2017

Public Safety Region (PSR)	PSR Name	Updated Call Sign Population as of 03/31/2017	Sprint Initiated Contact with Licensee	Sprint and Licensee Reach Pre-Contract Agreement	Sprint Submits Frequency Reconfiguration Agreement to TA	TA Approves Frequency Reconfiguration Agreement	Through 03/31/2017 Call Signs with Reconfiguration Applications Submitted to FCC	Through 03/31/2017 Call Signs with Reconfiguration Applications Granted	Sprint Clears Frequencies	Incumbent Clears Frequencies	Through 03/31/2017 Call Signs with Surrender Applications Submitted to FCC	Through 03/31/2017 Call signs with Surrender Applications Granted
		Number of Call Signs										
Wave 3	Subtotal	511	511	511	511	511	511	511	511	511	511	511
1	Alabama	9	9	9	9	9	9	9	9	9	9	9
9	Florida	216	216	216	216	216	216	216	216	216	216	216
10	Georgia	49	49	49	49	49	49	49	49	49	49	49
18	Louisiana	79	79	79	79	79	79	79	79	79	79	79
23	Mississippi	23	23	23	23	23	23	23	23	23	23	23
31	North Carolina	67	67	67	67	67	67	67	67	67	67	67
37	South Carolina	37	37	37	37	37	37	37	37	37	37	37
47	Puerto Rico	18	18	18	18	18	18	18	18	18	18	18
48	US Virgin Islands	13	13	13	13	13	13	13	13	13	13	13
Wave 4	Subtotal	813	813	813	813	812	767	766	811	795	767	765
2	Alaska	22	22	22	22	22	22	22	22	22	22	22
3	Arizona*	69	69	69	69	68	68	68	68	67	68	66
5	CA - South*	82	82	82	82	82	43	43	81	66	40	40
21	Michigan	57	57	57	57	57	57	57	57	57	57	57
29	New Mexico*	25	25	25	25	25	25	25	25	25	25	25
30	NY - Albany	91	91	91	91	91	91	91	91	91	91	91
33	Ohio	105	105	105	105	105	105	105	105	105	105	105
36	Pennsylvania	11	11	11	11	11	11	11	11	11	11	11
43	Washington	148	148	148	148	148	144	143	148	148	148	148
50	TX - El Paso*	10	10	10	10	10	10	10	10	10	10	10
53	TX - San Antonio*	16	16	16	16	16	16	16	16	16	16	16
54	MI portion of Chicago	9	9	9	9	9	9	9	9	9	8	8
55	New York - Buffalo	168	168	168	168	168	166	166	168	168	166	166
61	Gulf of Mexico	0	0	0	0	0	0	0	0	0	0	0
62	Marianas	0	0	0	0	0	0	0	0	0	0	0
63	Guam	0	0	0	0	0	0	0	0	0	0	0
64	American Samoa	0	0	0	0	0	0	0	0	0	0	0
Total for Waves 1-4		2584	2584	2584	2584	2583	2538	2537	2582	2566	2538	2536

Notes:

* Data includes call signs in the U.S.-Mexico border region.

a. Data for Channels 1-120 call signs does not include call signs that were under contract with Sprint prior to the start of reconfiguration and for which contracts will not be submitted to the TA for review and approval for Sprint credit.

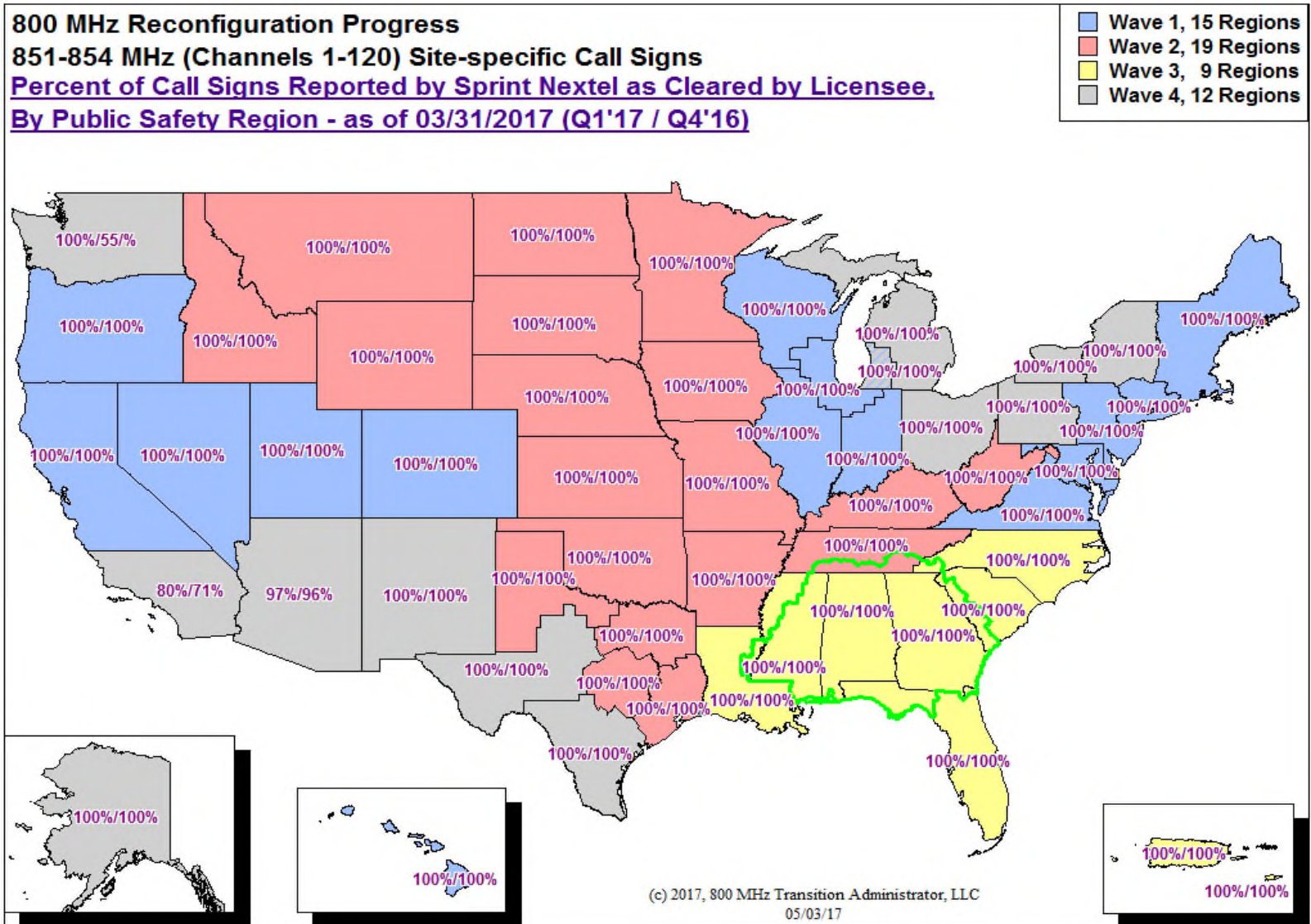
b. The current population of call signs has been adjusted for call signs cancelled without a Frequency Reconfiguration Agreement (FRA), and incremented for any call signs added through pending applications. Licensees may cancel licenses or let them expire without entering into an FRA.

c. Data includes call signs with fixed locations authorized for frequencies in the 851-854 MHz range with adequate geographic data to determine a Public Safety Region.

d. Data for the call sign population and applications may not match data for Sprint milestones due to call signs expiring or being cancelled without contracts. In addition, certain FRAs may include call signs undergoing reconfiguration that may be cancelled or assigned without frequencies being changed on that particular call sign. Call signs with old frequencies being deleted via a partial assignment are not included in the delete application data.

e. Data between Incumbent Clear and Notify and Surrender Applications Submitted to FCC do not always match due to partial assignment applications filed in advance of frequency clearing to expedite the process and occasional time lags in the reporting on licensee frequency clearing.

f. Incumbent Clear and Notify counts may exceed Sprint Cleared counts in certain PSRs due to Sprint data entry delays; incumbents clearing by cancelling licenses for which Sprint would not need to clear frequencies; or the replacement channels were not currently in operation in Sprint's network.



Appendix 2
Status of Reconfiguration for Licensees in the Expansion Band:
Milestones Completed by Number of Call Signs, Per Wave, Per Region, as of March 31, 2017

Public Safety Region (PSR)	PSR Name	Updated Call Sign Population as of 03/31/2017	Sprint Initiated Contact with Licensee	Sprint and Licensee Reach Pre-Contract Agreement	Sprint Submits Frequency Reconfiguration Agreement to TA	TA Approves Frequency Reconfiguration Agreement	Through 03/31/2017 Call Signs with Reconfiguration Applications Submitted to FCC	Through 03/31/2017 Call Signs with Reconfiguration Applications Granted	Sprint Clears Frequencies	Incumbent Clears Frequencies	Through 03/31/2017 Call Signs with Surrender Applications Submitted to FCC	Through 03/31/2017 Call signs with Surrender Applications Granted
		Number of Call Signs										
Wave 1	Subtotal	299	299	299	299	299	299	299	299	223	297	297
6	CA - North	88	88	88	88	88	88	88	88	12	86	86
7	Colorado	15	15	15	15	15	15	15	15	15	15	15
8	NY - Metro (CT, NJ, NY, PA)	36	36	36	36	36	36	36	36	36	36	36
11	Hawaii	5	5	5	5	5	5	5	5	5	5	5
13	Illinois	12	12	12	12	12	12	12	12	12	12	12
14	Indiana	34	34	34	34	34	34	34	34	34	34	34
19	ME, NH, VT, MA, RI, CT	24	24	24	24	24	24	24	24	24	24	24
20	MD; DC; VA - Northern	5	5	5	5	5	5	5	5	5	5	5
27	Nevada	5	5	5	5	5	5	5	5	5	5	5
28	NJ, PA, DE	6	6	6	6	6	6	6	6	6	6	6
35	Oregon	1	1	1	1	1	1	1	1	1	1	1
41	Utah	3	3	3	3	3	3	3	3	3	3	3
42	Virginia	23	23	23	23	23	23	23	23	23	23	23
45	Wisconsin	10	10	10	10	10	10	10	10	10	10	10
54	Chicago	32	32	32	32	32	32	32	32	32	32	32
Wave 2	Subtotal	175	175	175	175	175	175	175	175	175	175	175
4	Arkansas	45	45	45	45	45	45	45	45	45	45	45
12	Idaho	0	0	0	0	0	0	0	0	0	0	0
15	Iowa	16	16	16	16	16	16	16	16	16	16	16
16	Kansas	6	6	6	6	6	6	6	6	6	6	6
17	Kentucky	13	13	13	13	13	13	13	13	13	13	13
22	Minnesota	10	10	10	10	10	10	10	10	10	10	10
24	Missouri	11	11	11	11	11	11	11	11	11	11	11
25	Montana	0	0	0	0	0	0	0	0	0	0	0
26	Nebraska	4	4	4	4	4	4	4	4	4	4	4
32	North Dakota	0	0	0	0	0	0	0	0	0	0	0
34	Oklahoma	3	3	3	3	3	3	3	3	3	3	3
38	South Dakota	0	0	0	0	0	0	0	0	0	0	0
39	Tennessee	28	28	28	28	28	28	28	28	28	28	28
40	TX - Dallas	21	21	21	21	21	21	21	21	21	21	21
44	West Virginia	1	1	1	1	1	1	1	1	1	1	1
46	Wyoming	2	2	2	2	2	2	2	2	2	2	2
49	TX - Austin	9	9	9	9	9	9	9	9	9	9	9
51	TX - Houston	5	5	5	5	5	5	5	5	5	5	5
52	TX - Lubbock	1	1	1	1	1	1	1	1	1	1	1

Appendix 2
Status of Reconfiguration for Licensees in the Expansion Band:
Milestones Completed by Number of Call Signs, Per Wave, Per Region, as of March 31, 2017

Public Safety Region (PSR)	PSR Name	Updated Call Sign Population as of 03/31/2017	Sprint Initiated Contact with Licensee	Sprint and Licensee Reach Pre-Contract Agreement	Sprint Submits Frequency Reconfiguration Agreement to TA	TA Approves Frequency Reconfiguration Agreement	Through 03/31/2017 Call Signs with Reconfiguration Applications Submitted to FCC	Through 03/31/2017 Call Signs with Reconfiguration Applications Granted	Sprint Clears Frequencies	Incumbent Clears Frequencies	Through 03/31/2017 Call Signs with Surrender Applications Submitted to FCC	Through 03/31/2017 Call signs with Surrender Applications Granted
Number of Call Signs												
Wave 3	Subtotal	199	199	199	199	199	199	199	199	199	199	199
1	Alabama	28	28	28	28	28	28	28	28	28	28	28
9	Florida	61	61	61	61	61	61	61	61	61	61	61
10	Georgia	29	29	29	29	29	29	29	29	29	29	29
18	Louisiana	15	15	15	15	15	15	15	15	15	15	15
23	Mississippi	18	18	18	18	18	18	18	18	18	18	18
31	North Carolina	23	23	23	23	23	23	23	23	23	23	23
37	South Carolina	23	23	23	23	23	23	23	23	23	23	23
47	Puerto Rico	2	2	2	2	2	2	2	2	2	2	2
48	US Virgin Islands	0	0	0	0	0	0	0	0	0	0	0
Wave 4	Subtotal	189	189	189	189	189	186	186	188	164	183	183
2	Alaska	1	1	1	1	1	1	1	1	1	1	1
3	Arizona*	8	8	8	8	8	7	7	7	7	6	6
5	CA - South*	24	24	24	24	24	22	22	24	0	21	21
21	Michigan	0	0	0	0	0	0	0	0	0	0	0
29	New Mexico*	5	5	5	5	5	5	5	5	5	5	5
30	NY - Albany	62	62	62	62	62	62	62	62	62	62	62
33	Ohio	37	37	37	37	37	37	37	37	37	37	37
36	Pennsylvania	9	9	9	9	9	9	9	9	9	9	9
43	Washington	15	15	15	15	15	15	15	15	15	15	15
50	TX - El Paso*	2	2	2	2	2	2	2	2	2	2	2
53	TX - San Antonio*	6	6	6	6	6	6	6	6	6	5	5
54	MI portion of Chicago	5	5	5	5	5	5	5	5	5	5	5
55	New York - Buffalo	15	15	15	15	15	15	15	15	15	15	15
61	Gulf of Mexico	0	0	0	0	0	0	0	0	0	0	0
62	Marianas	0	0	0	0	0	0	0	0	0	0	0
63	Guam	0	0	0	0	0	0	0	0	0	0	0
64	American Samoa	0	0	0	0	0	0	0	0	0	0	0
Total for Waves 1-4		862	862	862	862	862	859	859	861	761	854	854

Notes:

* Data includes call signs in the U.S.-Mexico border region.

a. Data does not include call signs that were under contract with Sprint prior to the start of reconfiguration and for which contracts will not be submitted to the TA for review and approval for Sprint credit.

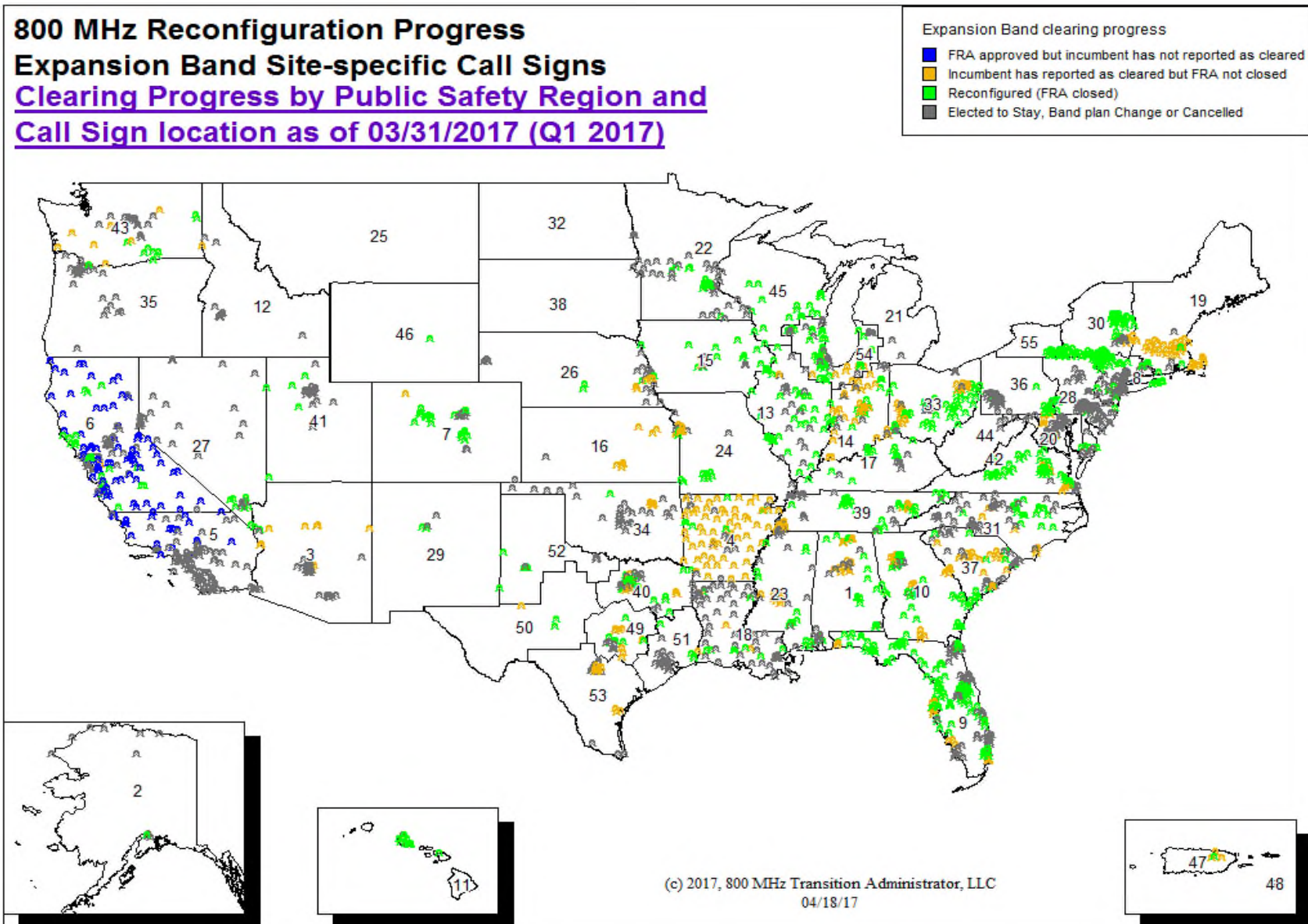
b. The current population of call signs has been adjusted for call signs cancelled without a Frequency Reconfiguration Agreement (FRA), and incremented for any call signs added through pending applications. Licensees may cancel licenses or let them expire without entering into an FRA.

c. Data includes call signs with fixed locations authorized for frequencies in the Expansion Band with adequate geographic data to determine a Public Safety Region.

d. Data for the call sign population and applications may not match data for Sprint milestones due to call signs expiring or being cancelled without contracts. In addition, certain FRAs may include call signs undergoing reconfiguration that may be cancelled or assigned without frequencies being changed on that particular call sign. Call signs with old frequencies being deleted via a partial assignment are not included in the delete application data.

e. Data between Incumbent Clear and Notify and Surrender Applications Submitted to FCC do not always match due to partial assignment applications filed in advance of frequency clearing to expedite the process and occasional time lags in the reporting on licensee frequency clearing.

f. Incumbent Clear and Notify counts may exceed Sprint Cleared counts in certain PSRs due to Sprint data entry delays; incumbents clearing by cancelling licenses for which Sprint would not need to clear frequencies; or the replacement channels were not currently in operation in Sprint's network.



Appendix 2
Status of Reconfiguration for Licensees in NPSPAC Channels:
Milestones Completed by Number of Call Signs, Per Wave, Per Region as of March 31, 2017

Public Safety Region (PSR)	PSR Name	Updated Call Sign Population as of 03/31/2017	Sprint Initiated Contact with Licensee	Sprint and Licensee Reach Pre-Contract Agreement	Sprint Submits Frequency Reconfiguration Agreement to TA	TA Approves Frequency Reconfiguration Agreement	Through 03/31/2017 Call Signs with Reconfiguration Applications Submitted to FCC	Through 03/31/2017 Call Signs with Reconfiguration Applications Granted	Sprint Clears Frequencies	Incumbent Clears Frequencies	Through 03/31/2017 Call Signs with Surrender Applications Submitted to FCC	Through 03/31/2017 Call signs with Surrender Applications Granted
Number of Call Signs												
Wave 1	Subtotal	1927	1927	1927	1927	1927	1914	1914	1927	1863	1914	1914
6	CA - North	136	136	136	136	136	125	125	136	74	125	125
7	Colorado	224	224	224	224	224	224	224	224	224	224	224
8	NY - Metro (CT, NJ, NY, PA)	389	389	389	389	389	389	389	389	389	389	389
11	Hawaii	28	28	28	28	28	28	28	28	28	28	28
13	Illinois	139	139	139	139	139	139	139	139	139	139	139
14	Indiana	147	147	147	147	147	147	147	147	147	147	147
19	ME, NH, VT, MA, RI, CT	134	134	134	134	134	134	134	134	134	134	134
20	MD; DC; VA - Northern	96	96	96	96	96	96	96	96	96	96	96
27	Nevada	38	38	38	38	38	36	36	38	36	36	36
28	NJ, PA, DE	216	216	216	216	216	216	216	216	216	216	216
35	Oregon	40	40	40	40	40	40	40	40	40	40	40
41	Utah	146	146	146	146	146	146	146	146	146	146	146
42	Virginia	58	58	58	58	58	58	58	58	58	58	58
45	Wisconsin	3	3	3	3	3	3	3	3	3	3	3
54	Chicago	133	133	133	133	133	133	133	133	133	133	133
Wave 2	Subtotal	763	763	763	763	763	763	763	763	763	763	763
4	Arkansas	95	95	95	95	95	95	95	95	95	95	95
12	Idaho	0	0	0	0	0	0	0	0	0	0	0
15	Iowa	7	7	7	7	7	7	7	7	7	7	7
16	Kansas	280	280	280	280	280	280	280	280	280	280	280
17	Kentucky	16	16	16	16	16	16	16	16	16	16	16
22	Minnesota	50	50	50	50	50	50	50	50	50	50	50
24	Missouri	19	19	19	19	19	19	19	19	19	19	19
25	Montana	1	1	1	1	1	1	1	1	1	1	1
26	Nebraska	32	32	32	32	32	32	32	32	32	32	32
32	North Dakota	0	0	0	0	0	0	0	0	0	0	0
34	Oklahoma	39	39	39	39	39	39	39	39	39	39	39
38	South Dakota	0	0	0	0	0	0	0	0	0	0	0
39	Tennessee	56	56	56	56	56	56	56	56	56	56	56
40	TX - Dallas	44	44	44	44	44	44	44	44	44	44	44
44	West Virginia	10	10	10	10	10	10	10	10	10	10	10
46	Wyoming	7	7	7	7	7	7	7	7	7	7	7
49	TX - Austin	67	67	67	67	67	67	67	67	67	67	67
51	TX - Houston	38	38	38	38	38	38	38	38	38	38	38
52	TX - Lubbock	2	2	2	2	2	2	2	2	2	2	2

Appendix 2
Status of Reconfiguration for Licensees in NPSPAC Channels:
Milestones Completed by Number of Call Signs, Per Wave, Per Region as of March 31, 2017

Public Safety Region (PSR)	PSR Name	Updated Call Sign Population as of 03/31/2017	Sprint Initiated Contact with Licensee	Sprint and Licensee Reach Pre-Contract Agreement	Sprint Submits Frequency Reconfiguration Agreement to TA	TA Approves Frequency Reconfiguration Agreement	Through 03/31/2017 Call Signs with Reconfiguration Applications Submitted to FCC	Through 03/31/2017 Call Signs with Reconfiguration Applications Granted	Sprint Clears Frequencies	Incumbent Clears Frequencies	Through 03/31/2017 Call Signs with Surrender Applications Submitted to FCC	Through 03/31/2017 Call signs with Surrender Applications Granted
Number of Call Signs												
Wave 3	Subtotal	1100	1100	1100	1100	1100	1100	1100	1100	1100	1100	1100
1	Alabama	32	32	32	32	32	32	32	32	32	32	32
9	Florida	330	330	330	330	330	330	330	330	330	330	330
10	Georgia	82	82	82	82	82	82	82	82	82	82	82
18	Louisiana	74	74	74	74	74	74	74	74	74	74	74
23	Mississippi	24	24	24	24	24	24	24	24	24	24	24
31	North Carolina	368	368	368	368	368	368	368	368	368	368	368
37	South Carolina	177	177	177	177	177	177	177	177	177	177	177
47	Puerto Rico	13	13	13	13	13	13	13	13	13	13	13
48	US Virgin Islands	0	0	0	0	0	0	0	0	0	0	0
Wave 4	Subtotal	1701	1701	1701	1701	1515	1397	1397	1516	1373	1346	1346
2	Alaska	1	1	1	1	1	1	1	1	1	1	1
3	Arizona*	99	99	99	99	98	81	81	99	97	79	79
5	CA - South*	390	390	390	390	225	124	124	225	84	75	75
21	Michigan	340	340	340	340	340	340	340	340	340	340	340
29	New Mexico*	9	9	9	9	7	7	7	7	7	7	7
30	NY - Albany	189	189	189	189	189	189	189	189	189	189	189
33	Ohio	178	178	178	178	178	178	178	178	178	178	178
36	Pennsylvania	231	231	231	231	231	231	231	231	231	231	231
43	Washington	177	177	177	177	177	177	177	177	177	177	177
50	TX - El Paso*	5	5	5	5	2	2	2	2	2	2	2
53	TX - San Antonio*	32	32	32	32	17	17	17	17	17	17	17
54	MI portion of Chicago	25	25	25	25	25	25	25	25	25	25	25
55	New York - Buffalo	25	25	25	25	25	25	25	25	25	25	25
61	Gulf of Mexico	0	0	0	0	0	0	0	0	0	0	0
62	Marianas	0	0	0	0	0	0	0	0	0	0	0
63	Guam	0	0	0	0	0	0	0	0	0	0	0
64	American Samoa	0	0	0	0	0	0	0	0	0	0	0
Total for Waves 1-4		5491	5491	5491	5491	5305	5174	5174	5306	5099	5123	5123

Notes:

* Data includes call signs in the U.S.-Mexico border region.

a. Data does not include call signs that were under contract with Sprint prior to the start of reconfiguration and for which contracts will not be submitted to the TA for review and approval for Sprint credit.

b. The current population of call signs has been adjusted for call signs cancelled without a Frequency Reconfiguration Agreement (FRA), and incremented for any call signs added through pending applications. Licensees may cancel licenses or let them expire without entering into an FRA.

c. Data includes call signs with fixed locations authorized for frequencies in the 866-869 MHz range, and those with adequate geographic data to determine a Public Safety Region.

d. Data for the call sign population and applications may not match data for Sprint milestones due to call signs expiring or being cancelled without contracts. In addition, certain FRAs may include call signs undergoing reconfiguration that may be cancelled or assigned without frequencies being changed on that particular call sign. Call signs with old frequencies being deleted via a partial assignment are not included in the delete application data.

e. Data between Incumbent Clear and Notify and Surrender Applications Submitted to FCC do not always match due to partial assignment applications filed in advance of frequency clearing to expedite the process and occasional time lags in the reporting on licensee frequency clearing.

f. As of the second quarter of 2007, the NSPAC call sign data includes STA NPSPAC call signs and call signs without fixed locations (e.g., mobile-only authorizations).

g. Incumbent Clear and Notify counts may exceed Sprint Cleared counts in certain PSRs due to Sprint data entry delays; incumbents clearing by cancelling licenses for which Sprint would not need to clear frequencies; or the replacement channels were not currently in operation in Sprint's network.

Appendix 2
Status of NPSPAC Channels
Cleared, Per Region, Per Wave, as of March 31, 2017

Public Safety Region (PSR)	PSR Name	Wave	Cleared NPSPAC Channels (25 kHz equivalents)*	Percentage Clear	Percentage Encumbered	Relinquishment Stage Attained	Category in FCC's 3/31/2010 and 3/31/2011 Orders and 11/27/2012 Public Notice**
1	Alabama	3	120	100	0	6	1
2	Alaska	4	120	100	0	6	0
3	Arizona	4	41	34.17	65.83	2	3
4	Arkansas	2	120	100	0	6	0
5	California - South	4	0	0	100	1	3
6	California - North	1	103	85.83	14.17	5	1
7	Colorado	1	120	100	0	6	0
8	New York - Metropolitan	1	120	100	0	6	1
9	Florida	3	120	100	0	6	1
10	Georgia	3	120	100	0	6	0
11	Hawaii	1	120	100	0	6	0
12	Idaho	2	120	100	0	6	0
13	Illinois	1	120	100	0	6	0
14	Indiana	1	120	100	0	6	1
15	Iowa	2	120	100	0	6	0
16	Kansas	2	120	100	0	6	1
17	Kentucky	2	120	100	0	6	0
18	Louisiana	3	120	100	0	6	1
19	Maine, New Hampshire, Vermont, Massachusetts, Rhode Island, Connecticut	1	120	100	0	6	1
20	Maryland; Washington, DC; Virginia - Northern	1	120	100	0	6	1
21	Michigan	4	120	100	0	6	3
22	Minnesota	2	120	100	0	6	0
23	Mississippi	3	120	100	0	6	0
24	Missouri	2	120	100	0	6	0
25	Montana	2	120	100	0	6	0
26	Nebraska	2	120	100	0	6	0
27	Nevada	1	117	97.5	2.5	5	1
28	New Jersey, Pennsylvania, Delaware	1	120	100	0	6	1
29	New Mexico	4	96	80	20	5	0
30	New York - Albany	4	120	100	0	6	3
31	North Carolina	3	120	100	0	6	1
32	North Dakota	2	120	100	0	6	0
33	Ohio	4	120	100	0	6	3
34	Oklahoma	2	120	100	0	6	1
35	Oregon	1	120	100	0	6	0
36	Pennsylvania	4	120	100	0	6	1
37	South Carolina	3	120	100	0	6	1
38	South Dakota	2	120	100	0	6	0
39	Tennessee	2	120	100	0	6	1
40	Texas - Dallas	2	120	100	0	6	1
41	Utah	1	120	100	0	6	0
42	Virginia	1	120	100	0	6	1
43	Washington	4	120	100	0	6	3
44	West Virginia	2	120	100	0	6	0
45	Wisconsin	1	120	100	0	6	0
46	Wyoming	2	120	100	0	6	0
47	Puerto Rico	3	120	100	0	6	0

Appendix 2
Status of NPSPAC Channels
Cleared, Per Region, Per Wave, as of March 31, 2017

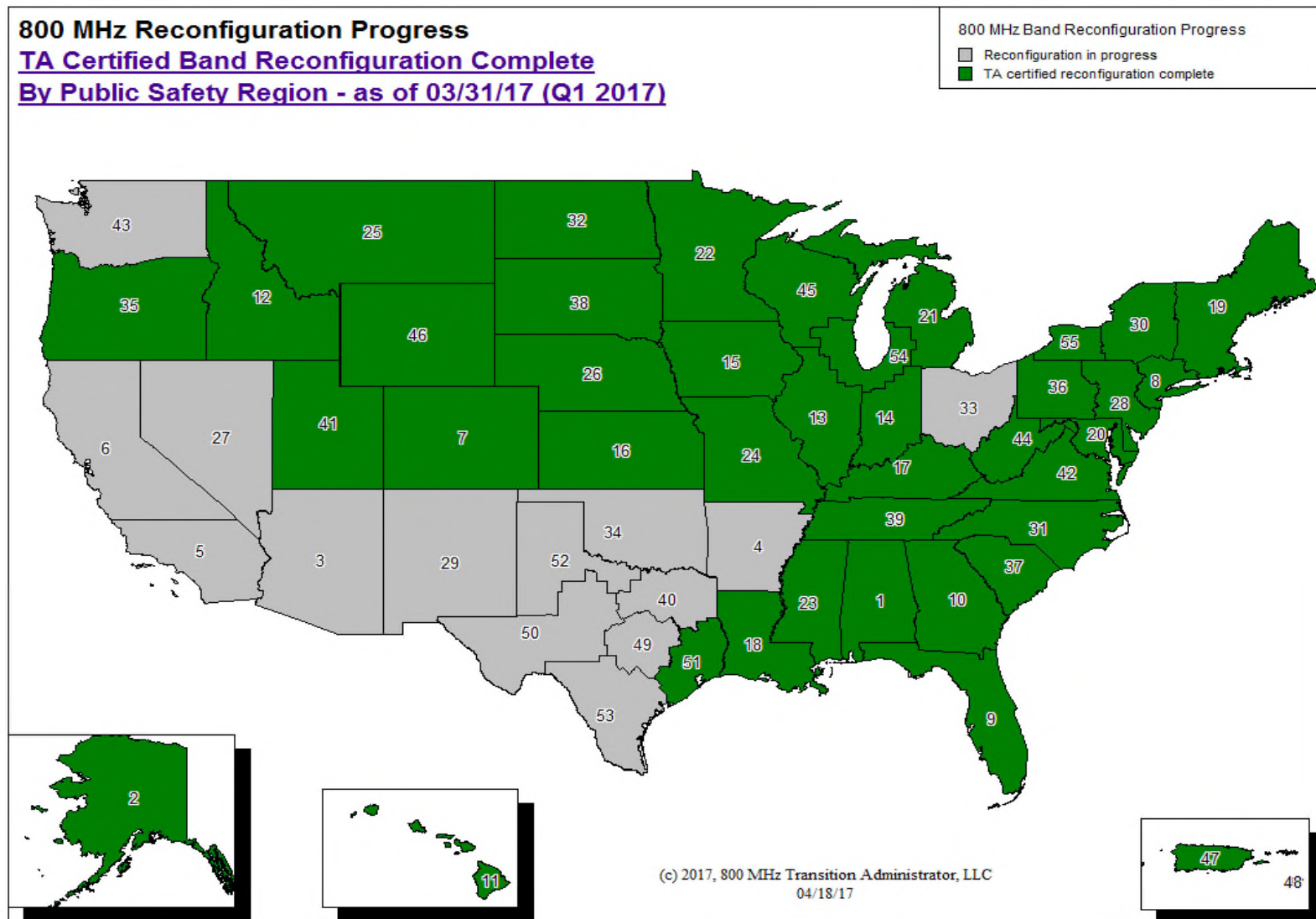
Public Safety Region (PSR)	PSR Name	Wave	Cleared NPSPAC Channels (25 kHz equivalents)*	Percentage Clear	Percentage Encumbered	Relinquishment Stage Attained	Category in FCC's 3/31/2010 and 3/31/2011 Orders and 11/27/2012 Public Notice**
48	U.S. Virgin Islands	3	120	100	0	6	0
49	Texas - Austin	2	120	100	0	6	1
50	Texas - El Paso	4	95	79.17	20.83	4	3
51	Texas - Houston	2	120	100	0	6	1
52	Texas - Lubbock	2	120	100	0	6	0
53	Texas - San Antonio	4	48	40	60	2	3
54	Chicago - Metropolitan	1	120	100	0	6	1
55	New York - Buffalo	4	120	100	0	6	3
61	Gulf of Mexico	4	120	100	0	6	N/A
62	Marianas	4	120	100	0	6	N/A
63	Guam	4	120	100	0	6	N/A
64	American Samoa	4	120	100	0	6	N/A

* There are 120 25 kHz channel equivalents in the 821-824/866-869 MHz band. For a 25 kHz channel to be cleared, the center NPSPAC channel as well as the adjacent offset channels must be cleared. For instance, to clear 821/866.0625, 821/866.0500 and 821/866.0750 must also be cleared.

** 0 = Vacate per DA 10-576; 1 = Vacate per DA 11-585 or DA 12-1839; 2 = Vacate in Stages; 3 = Border; N/A = not addressed in DA 10-576 or DA 11-585 (pseudo PSR number by TA)

NPSPAC Band (866-869 MHz) Clearing Progress
25 kHz Channel Equivalents
ULS Data as of 03/31/17
STAGES BASED ONLY ON ACTUAL NPSPAC CLEARING



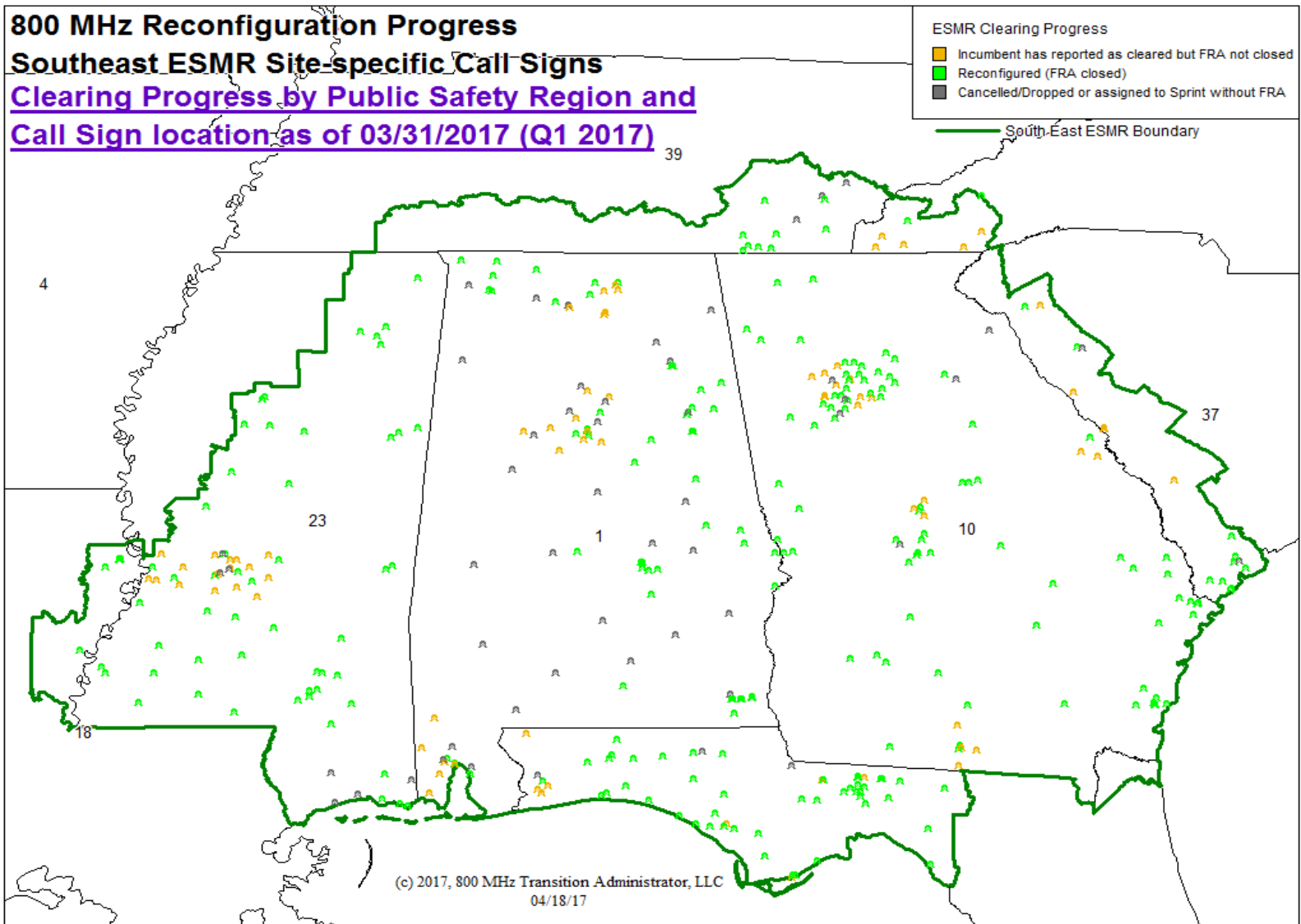


Appendix 2
Status of Reconfiguration for Licensees in the Southeast ESMR Band:
Milestones Completed by Number of Call Signs, Per Wave, Per Region, as of March 31, 2017

Public Safety Region (PSR)	PSR Name	Updated Call Sign Population as of 03/31/2017	Sprint Initiated Contact with Licensee	Sprint and Licensee Reach Pre-Contract Agreement	Sprint Submits Frequency Reconfiguration Agreement to TA	TA Approves Frequency Reconfiguration Agreement	Through 03/31/2017 Call Signs with Reconfiguration Applications Submitted to FCC	Through 03/31/2017 Call Signs with Reconfiguration Applications Granted	Sprint Clears Frequencies	Incumbent Clears Frequencies	Through 03/31/2017 Call Signs with Surrender Applications Submitted to FCC	Through 03/31/2017 Call signs with Surrender Applications Granted
Number of Call Signs												
Wave 1	Subtotal	0	0	0	0	0	0	0	0	0	0	0
Wave 2	Subtotal	7	7	7	7	7	7	7	7	7	7	7
39	Tennessee	7	7	7	7	7	7	7	7	7	7	7
Wave 3	Subtotal	240	240	240	240	240	240	240	240	240	240	240
1	Alabama	56	56	56	56	56	56	56	56	56	56	56
9	Florida	32	32	32	32	32	32	32	32	32	32	32
10	Georgia	76	76	76	76	76	76	76	76	76	76	76
18	Louisiana	5	5	5	5	5	5	5	5	5	5	5
23	Mississippi	52	52	52	52	52	52	52	52	52	52	52
31	North Carolina	7	7	7	7	7	7	7	7	7	7	7
37	South Carolina	12	12	12	12	12	12	12	12	12	12	12
Wave 4	Subtotal	0	0	0	0	0	0	0	0	0	0	0
Total for Waves 1-4		247	247	247	247	247	247	247	247	247	247	247

Notes:

- a. Data for the Southeast ESMR Band call signs does not include call signs that were under contract with Sprint prior to the start of reconfiguration and for which contracts will not be submitted to the TA for review and approval for Sprint credit.
- b. The current population of call signs has been adjusted for call signs cancelled without a Frequency Reconfiguration Agreement (FRA), and incremented for any call signs added through pending applications. Licensees may cancel licenses or let them expire without entering into an FRA.
- c. Data includes call signs with fixed locations authorized for frequencies in the Southeast ESMR Band with adequate geographic data to determine a Public Safety Region.
- d. Data for the call sign population and applications may not match data for Sprint milestones due to call signs expiring or being cancelled without contracts. In addition, certain FRAs may include call signs undergoing reconfiguration that may be cancelled or assigned without frequencies being changed on that particular call sign. Call signs with old frequencies being deleted via a partial assignment are not included in the delete application data.
- e. Data between Incumbent Clear and Notify and Surrender Applications Submitted to FCC do not always match due to partial assignment applications filed in advance of frequency clearing to expedite the process and occasional time lags in the reporting on licensee frequency clearing.
- f. Incumbent Clear and Notify counts may exceed Sprint Cleared counts in certain PSRs due to Sprint data entry delays; incumbents clearing by cancelling licenses for which Sprint would not need to clear frequencies; or the replacement channels were not currently in operation in Sprint's network.



Appendix 2
Status of Reconfiguration for Licensees in the ESMR Band:
Milestones Completed by Number of Call Signs, Per Wave, Per Region, as of March 31, 2017

Public Safety Region (PSR)	PSR Name	Updated Call Sign Population as of 03/31/2017	Sprint Initiated Contact with Licensee	Sprint and Licensee Reach Pre-Contract Agreement	Sprint Submits Frequency Reconfiguration Agreement to TA	TA Approves Frequency Reconfiguration Agreement	Through 03/31/2017 Call Signs with Reconfiguration Applications Submitted to FCC	Through 03/31/2017 Call Signs with Reconfiguration Applications Granted	Sprint Clears Frequencies	Incumbent Clears Frequencies	Through 03/31/2017 Call Signs with Surrender Applications Submitted to FCC	Through 03/31/2017 Call signs with Surrender Applications Granted
Number of Call Signs												
Wave 1	Subtotal	0	0	0	0	0	0	0	0	0	0	0
Wave 2	Subtotal	3	3	3	3	3	3	3	3	3	3	3
4	Arkansas	3	3	3	3	3	3	3	3	3	3	3
Wave 3	Subtotal	41	41	41	41	41	41	41	41	41	41	41
47	Puerto Rico	36	36	36	36	36	36	36	36	36	36	36
48	US Virgin Islands	5	5	5	5	5	5	5	5	5	5	5
Wave 4	Subtotal	0	0	0	0	0	0	0	0	0	0	0
Total for Waves 1-4		44	44	44	44	44	44	44	44	44	44	44

Notes:

- a. The current population of call signs has been adjusted for call signs cancelled without a Frequency Reconfiguration Agreement (FRA), and incremented for any call signs added through pending applications. Licensees may cancel licenses or let them expire without entering into an FRA.
- b. Data includes call signs with fixed locations authorized for frequencies in the ESMR Band with adequate geographic data to determine a Public Safety Region.
- c. Data for the call sign population and applications may not match data for Sprint milestones due to call signs expiring or being cancelled without contracts. In addition, certain FRAs may include call signs undergoing reconfiguration that may be cancelled or assigned without frequencies being changed on that particular call sign. Call signs with old frequencies being deleted via a partial assignment are not included in the delete application data.
- d. Data between Incumbent Clear and Notify and Surrender Applications Submitted to FCC do not always match due to partial assignment applications filed in advance of frequency clearing to expedite the process and occasional time lags in the reporting on licensee frequency clearing.
- e. Incumbent Clear and Notify counts may exceed Sprint Cleared counts in certain PSRs due to Sprint data entry delays; incumbents clearing by cancelling licenses for which Sprint would not need to clear frequencies; or the replacement channels were not currently in operation in Sprint's network.

Appendix 3A

Status of Reconfiguration for Non-Border Licensees in NPSPAC Channels: Milestones Completed by Number of Frequency Reconfiguration Agreements, Per Wave, Per Region, as of March 31, 2017

NPSPAC Region	Number of Stage 2 FRAs	Sprint and Licensee Reach Pre-Contract Agreement*	FRAs Submitted to TA	FRAs Approved by TA	FRAs with Physical Retunes Reported as Completed*
		Number of Frequency Reconfiguration Agreements (FRAs)			
Wave 1	355	355	355	355	338
6	39	39	39	39	39
7	9	9	9	9	9
8	47	47	47	47	47
11	3	3	3	3	3
13	8	8	8	8	7
14	19	19	19	19	19
19	53	53	53	53	53
20	34	34	34	34	28
27	4	4	4	4	4
28	18	18	18	18	17
35	5	5	5	5	5
41	9	9	9	9	3
42	23	23	23	23	22
45	4	4	4	4	4
54	40	40	40	40	39
Multiregion	40	40	40	40	39
Wave 2	225	225	225	225	222
4	9	9	9	9	9
15	16	16	16	16	16
16	21	21	21	21	21
17	17	17	17	17	17
22	15	15	15	15	15
24	13	13	13	13	13
26	17	17	17	17	17
34	8	8	8	8	8
39	24	24	24	24	22
40	33	33	33	33	32
44	1	1	1	1	1
46	2	2	2	2	2
49	14	14	14	14	14
51	10	10	10	10	10
52	2	2	2	2	2
Multiregion	23	23	23	23	23
Wave 3	228	228	228	228	219
1	18	18	18	18	18
9	58	58	58	58	52
10	40	40	40	40	39
18	29	29	29	29	29
23	15	15	15	15	15
31	31	31	31	31	31
37	13	13	13	13	11
47	6	6	6	6	6
Multiregion	18	18	18	18	18

Appendix 3A

Status of Reconfiguration for Non-Border Licensees in NPSPAC Channels: Milestones Completed by Number of Frequency Reconfiguration Agreements, Per Wave, Per Region, as of March 31, 2017

NPSPAC Region	Number of Stage 2 FRAs	Sprint and Licensee Reach Pre-Contract Agreement*	FRAs Submitted to TA	FRAs Approved by TA	FRAs with Physical Retunes Reported as Completed*
		Number of Frequency Reconfiguration Agreements (FRAs)			
Wave 4	44	44	44	44	44
2	1	1	1	1	1
5	3	3	3	3	3
29	6	6	6	6	6
30	3	3	3	3	3
33	9	9	9	9	9
36	3	3	3	3	3
43	2	2	2	2	2
44	1	1	1	1	1
49	1	1	1	1	1
50	2	2	2	2	2
53	6	6	6	6	6
54	2	2	2	2	2
Multiregion	5	5	5	5	5
TOTAL	852	852	852	852	823

* Sprint is the data source for this column. The figures have not been verified by the TA.

Appendix 3B

Status of Reconfiguration for Canadian Border Region Licensees in Stage 2: Milestones Completed by Number of Frequency Reconfiguration Agreements, Per Wave, Per Region, as of March 31, 2017

NPSPAC Region	Number of Stage 2 FRAs*	Sprint Initiated Contact with Licensee*	Sprint and Licensee Reach Pre-Contract Agreement*	FRAs Submitted to TA	FRAs Approved by TA	FRAs with Physical Retunes Reported as Completed*
		Number of Frequency Reconfiguration Agreements (FRAs)				
19	1	1	1	1	1	1
21	22	22	22	22	22	22
22	1	1	1	1	1	1
25	1	1	1	1	1	1
30	7	7	7	7	7	7
33	37	37	37	37	37	37
36	2	2	2	2	2	2
43	21	21	21	21	21	21
55	11	11	11	11	11	11
Multiregion	13	13	13	13	13	13
TOTAL	116	116	116	116	116	116

* Sprint is the data source for this column. The figures have not been verified by the TA.

Appendix 3C

Status of Reconfiguration for Mexican Border Public Safety Licensees: Milestones Completed by Number of Frequency Reconfiguration Agreements, Per Wave, Per Region, as of March 31, 2017

NPSPAC Region	Number of FRAs	Sprint Initiated Contact with Licensee*	Sprint and Licensee Reach Pre-Contract Agreement*	FRAs Submitted to TA	FRAs Approved by TA	FRAs with Physical Retunes Reported as Completed*
		Number of Frequency Reconfiguration Agreements (FRAs)				
3	16	16	16	16	16	14
5	22	22	22	22	22	15
29	1	1	1	1	1	0
50	3	3	3	3	3	0
53	21	21	21	21	21	1
Multiregion	11	11	11	11	11	3
TOTAL	74	74	74	74	74	33

* Sprint is the data source for this column. The figures have not been verified by the TA.

Appendix 3D

Status of Reconfiguration for Licensees in the ESMR Band: Milestones Completed by Number of Frequency Reconfiguration Agreements, Per Wave, Per Region, as of March 31, 2017

NPSPAC Region	Number of ESMR FRAs	Sprint and Licensee Reach Pre-Contract Agreement*	FRAs Submitted to TA	FRAs Approved by TA	FRAs with Physical Retunes Reported as Completed*
		Number of Frequency Reconfiguration Agreements (FRAs)			
Wave 2	1	1	1	1	1
4	1	1	1	1	1
Wave 3	9	9	9	9	9
23	1	1	1	1	1
47	7	7	7	7	7
48	1	1	1	1	1
TOTAL	10	10	10	10	10

* Sprint is the data source for this column. The figures have not been verified by the TA.

Appendix 4
Entities Filing Expansion Band Elections, as of March 31, 2017

Licensee	ST	Call Sign	Frequencies
Anchorage, Municipality of	AK	KNNQ425	860.9875
Anchorage, Municipality of	AK	WNQL400	860.4875, 860.7125, 860.9875
Anchorage, Municipality of	AK	WPRG698	860.7125
Anchorage, Municipality of	AK	WPRR956	860.7375
North Slope, Borough of	AK	WNDX449	860.7375
North Slope, Borough of	AK	WPZW513	860.7375
North Slope, Borough of	AK	WPZW653	860.7375
Dothan, City of	AL	WPQD755	858.4875
Houston, County of	AL	WPQH284	857.7625, 858.2625
Mobile, County of	AL	WNUX634	857.7625, 857.9875, 858.2375, 858.2625, 858.4375, 858.4625
Mobile, County of	AL	WQHB877	857.7625, 858.2375, 858.4375
Northport, City of	AL	WNJD323	857.7125
Bentonville, City of	AR	WPPH830	860.2625
Fayetteville, City of	AR	WPJI661	860.2375, 860.7375
Hot Springs, City of	AR	WPHP482	860.2625
Jefferson, County of	AR	WNVR873	860.2375, 860.2625, 860.7375, 860.9625
Jefferson, County of	AR	WPLY444	860.2125
Paragould, City of	AR	WPFN317	860.2875
Arizona State University	AZ	WNGV248	860.4375, 860.7125
Arizona State University	AZ	WQTF384	860.7375
Arizona, State of	AZ	WNMY720	860.2125, 860.9375
Flagstaff, City of	AZ	WPWK889	860.4375
Glendale, City of	AZ	WNNH557	860.4875
Marana, Town of	AZ	WQHK261	860.4375
Marana, Town of	AZ	WQUC695	860.4375
Paradise Valley, Town of	AZ	WNMW364	860.2375
Phoenix, City of	AZ	WNMT600	860.9875
Phoenix, City of	AZ	WPNW554	860.9875
Phoenix, City of	AZ	WPWR968	860.9875
Phoenix, City of	AZ	WPWS651	860.9875
Phoenix, City of	AZ	WPWS758	860.9875
Phoenix, City of	AZ	WPWT692	860.9875
Phoenix, City of	AZ	WPWX741	860.9875
Phoenix, City of	AZ	WPWY575	860.9875
Phoenix, City of	AZ	WPXD838	860.9875
Phoenix, City of	AZ	WPXE694	860.9875
Phoenix, City of	AZ	WPXE706	860.9875
Tempe, City of	AZ	WNGY690	860.7375
City of Palm Springs	CA	WNZH770	860.7125
Contra Costa Community College District	CA	WNMM865	860.2375
Contra Costa Community College District	CA	WNMM866	860.2375
Elk Grove Unified School District	CA	WPJY405	860.7875, 860.8125
Lassen Union School District	CA	WPEF987	860.7875
Lodi, City of	CA	WNLH967	860.2125
Long Beach, City of	CA	KNCR530	860.2375
Los Angeles, County of	CA	KNER447	860.2625
Los Angeles, County of	CA	WPDV636	860.2625
Marin, County of	CA	KNJH407	860.9375
Marin, County of	CA	WPFQ266	860.4625
Merced, City of	CA	WPPX706	860.4375
Monterey Salinas Transit Authority	CA	WPRI866	860.2125
Mountain Valley Emergency Medical Services Agency (Stanislaus County)	CA	WNVJ731	860.9375
Orange, County of, CA	CA	WNIB734	860.2125, 860.4625, 860.7125, 860.9625
Orange, County of, CA	CA	WPMX476	860.2125, 860.4625, 860.7125, 860.9625
Orange, County of, CA	CA	WPMX750	860.2125, 860.4625, 860.7125, 860.9625
Orange, County of, CA	CA	WPMX751	860.2125, 860.4625, 860.7125, 860.9625
Orange, County of, CA	CA	WPMX752	860.2125, 860.4625, 860.7125, 860.9625
Orange, County of, CA	CA	WPMY325	860.2125, 860.4625, 860.7125, 860.9625

Appendix 4
Entities Filing Expansion Band Elections, as of March 31, 2017

Licensee	ST	Call Sign	Frequencies
Orange, County of, CA	CA	WPMY330	815.2125, 815.4625, 815.7125, 815.9625
Orange, County of, CA	CA	WPMY335	815.2125, 815.4625, 815.7125, 815.9625
Orange, County of, CA	CA	WPMY394	860.2125, 860.4625, 860.7125, 860.9625
Orange, County of, CA	CA	WPMZ774	860.2125, 860.4625, 860.7125, 860.9625
Orange, County of, CA	CA	WPMZ776	860.2125, 860.4625, 860.7125, 860.9625
Orange, County of, CA	CA	WPNP991	860.2125, 860.4625, 860.7125, 860.9625
Orange, County of, CA	CA	WQZ938	860.2125, 860.4625, 860.7125, 860.9625
Palo Alto, City of	CA	WNFI750	860.7125
Placer, County of	CA	WPIE742	860.9375
Pleasant Hill, City of	CA	WNMP521	860.4375
Regents of the University of California	CA	KNGL516	860.7625
Sacramento City Unified School District	CA	WNHX890	860.4625
Sacramento, County of	CA	WNBQ990	860.7125
Sacramento, County of	CA	WPDD467	860.2125, 860.4375
Sacramento, County of	CA	WPWV729	860.4875
Sacramento, County of	CA	WPXL514	860.4875
Sacramento, County of	CA	WQDK496	860.4875
Sacramento, County of	CA	WQDK705	860.4875
San Bernardino, County of	CA	WNNB563	860.2500, 860.4750
San Bernardino, County of	CA	WNNB565	860.2500
San Bernardino, County of	CA	WNNB566	860.4500
San Bernardino, County of	CA	WNNB567	860.2500
San Bernardino, County of	CA	WNNB568	860.2500
San Bernardino, County of	CA	WNNB575	860.2500
San Bernardino, County of	CA	WNNB576	860.4500
San Bernardino, County of	CA	WNNB578	860.2250, 860.9500
San Bernardino, County of	CA	WPMC676	860.2500, 860.4250
San Bernardino, County of	CA	WPNW306	860.2875, 860.8125, 860.8375
San Bernardino, County of	CA	WPNZ337	860.2875, 860.8375
San Bernardino, County of	CA	WPYQ990	860.8125
San Bernardino, County of	CA	WQCW497	860.8125
San Francisco, City and County of	CA	KNGD851	860.4875
San Francisco, City and County of	CA	WNMP411	n/a*
San Francisco, City and County of	CA	WNMP522	860.4625
San Francisco, City and County of	CA	WNNF327	860.4375
San Francisco, City and County of	CA	WPQA782	860.4875
San Francisco, City and County of	CA	WPQF830	860.2125
San Rafael, City of	CA	WNSS412	860.9625
Sierra Community College District	CA	WPIE754	860.9625
Ventura, County of	CA	WPGV544	860.4625
Ventura, County of	CA	WPHY525	860.4625, 860.9625
Watsonville, City of	CA	WPKI847	860.2375
Arapahoe, County of	CO	WNIJ887	860.3125
Aurora, City of	CO	WNAU532	860.7625, 860.9375, 860.9625, 860.9875
Baca, County of	CO	WPNP223	860.2125
Pueblo, City of	CO	WQAL936	860.7125
Connecticut, State of	CT	WPPF755	860.4875
Cromwell, Town of	CT	WNKR770	860.9625
District of Columbia	DC	KNJU834	860.9875
District of Columbia	DC	WPXT459	860.9875
City of West Palm Beach	FL	KNER586	860.7125
City of West Palm Beach	FL	WNKD520	860.2125
Clay, County of	FL	WPDC613	860.4375, 860.9625
Collier, County of	FL	WNLK955	860.2625, 860.4375, 860.4875, 860.7625, 860.9375, 860.9625
Collier, County of	FL	WNSK615	860.4375, 860.4875, 860.7625, 860.9625
Indian River, County of	FL	WNMZ770	860.4875, 860.9875
Indian River, County of	FL	WQHR977	860.9875
Jacksonville, City of	FL	WNFP698	860.2125, 860.2625, 860.4625, 860.4875, 860.9375
Jacksonville, City of	FL	WNRE843	860.9375

Appendix 4
Entities Filing Expansion Band Elections, as of March 31, 2017

Licensee	ST	Call Sign	Frequencies
Jacksonville, City of	FL	WNSC913	860.2375, 860.7375
Jacksonville, City of	FL	WPGY728	860.9875
Jacksonville, City of	FL	WPTF860	860.4625, 860.7125, 860.9375
Miami, City of	FL	KNRG376	860.2125, 860.4625, 860.7125
Miami, City of	FL	WNCE612	860.2125, 860.4625, 860.7125
Palm Beach, County of	FL	WNHE888	860.3125, 860.3375
Palm Beach, County of	FL	WPRS827	860.3125, 860.3375
Reedy Creek Improvement District	FL	WPTU288	860.2625
Saint Lucie, County of	FL	WPDV207	860.2375, 860.4625
The School Board of Broward County, Florida	FL	KNJJ560	860.9375, 860.9625
Volusia, County of	FL	WNHE867	860.2625, 860.4875, 860.7125, 860.7375, 860.7625
Volusia, County of	FL	WPFQ272	860.2625, 860.4875, 860.7125, 860.7375, 860.7625, 860.9375
Volusia, County of	FL	WPPW666	860.2125
DeKalb County Police Department	GA	KNAN828	858.2625
Guam, Government of	GU	WPDA554	860.2125, 860.2375, 860.2625, 860.4625, 860.7125, 860.7375, 860.7625, 860.9875
Northern Mariana Islands, Commonwealth of	GU	WPCG201	860.2625
Northern Mariana Islands, Commonwealth of	GU	WPTY944	860.9875
Honolulu, City and County of	HI	WPQZ565	860.4625
Honolulu, City and County of	HI	WPRG484	860.4625
Iowa City, City of	IA	WNXG714	860.2625
Iowa City, City of	IA	WNXG746	860.9875
Story, County of	IA	WPQI296	860.4375
The University of Iowa Hospital & Clinics	IA	WPKN529	860.2125
Boise, City of	ID	WPII857	860.9375
Emmett Independent School District	ID	WPYY420	860.8875
Idaho, State of	ID	WPIP622	860.7625
Idaho, State of	ID	WPIP626	860.7625
Idaho, State of	ID	WPIS652	860.7625
Nampa & Meridian Irrigation District	ID	WPUD400	860.7875
City Colleges of Chicago	IL	WNMA681	860.2375
Decatur, City of	IL	WNKZ536	860.2625, 860.4625
Deerfield, Village of (Police Department)	IL	WNGC398	860.7375
Effingham, County of	IL	WPNY754	860.4875
Illinois, State of	IL	WQCT712	860.9375
Illinois, State of (Department of Corrections)	IL	WPLR422	860.2625
Illinois, State of (Department of Corrections)	IL	WPMR362	860.7375
Illinois, State of (Department of Corrections)	IL	WPPD278	860.9375
Jefferson, County of	IL	WPTX994	860.4375
La Salle County of	IL	WPUK993	860.4875
Lansing, Village of	IL	WNNS478	860.7375
Marion County ETSB	IL	KNNT505	860.9875
Normal, Town of	IL	WPIX239	860.4875
Ogle County Sheriff's Office	IL	WQCV211	860.7125
Peoria County Sheriffs Department	IL	WQAB235	860.2625, 860.9625, 860.9875
Rolling Meadows, City of	IL	KNJU694	860.2125
Springfield, City of	IL	WQAZ465	860.4875
Tazewell, County of	IL	WPNW387	860.7125
Tazewell, County of	IL	WQCX272	n/a*
Williamson, County of	IL	WPKM918	860.7625
Floyd, County of	IN	WPNQ948	860.4875
Indiana University	IN	WPCW647	860.8875
Steuben, County of	IN	WPDU229	860.2125
Tippecanoe, County of	IN	WNQH693	860.7375
Garden City, City of	KS	WPMI551	860.4375
Kansas City, City of	KS	WNWF608	860.7625, 860.9375
Kansas City, City of	KS	WPGP232	860.3125
Kentucky, Commonwealth of	KY	WQCP214	860.2625
Madison, County of	KY	WNVN963	860.4875, 860.7375

Appendix 4
Entities Filing Expansion Band Elections, as of March 31, 2017

Licensee	ST	Call Sign	Frequencies
Powderly, City of	KY	WQCD705	860.4375
Richmond, City of	KY	WQDE403	860.2625
Caddo Parish Communications District No 1	LA	WPMA320	860.7125
Caddo Parish Communications District No 1	LA	WPSQ740	860.7125
East Baton Rouge, Parish of	LA	KNJU727	860.7125
Iberia, Parish of	LA	WPQY650	860.7625
Jefferson, Parish of	LA	KNJA737	860.4875, 860.7375, 860.9875
Lafourche, Parish of	LA	WPRX834	860.9375
Lafourche, Parish of	LA	WQMI546	860.9375
Louisiana, State of	LA	WNII532	860.2375
Louisiana, State of	LA	WNII533	860.2375, 860.7625
Louisiana, State of	LA	WNII534	860.7625
Louisiana, State of	LA	WNII535	860.4625, 860.9625
Louisiana, State of	LA	WNII536	860.4375, 860.9875
Louisiana, State of	LA	WNMA687	860.2625
Louisiana, State of	LA	WPHE601	860.7625
Louisiana, State of	LA	WPHE605	860.2375
Louisiana, State of	LA	WPHE609	860.9625
Louisiana, State of	LA	WPHE617	860.9875
Louisiana, State of	LA	WPHE629	860.9625
Louisiana, State of	LA	WPHE633	860.4375
Louisiana, State of	LA	WPHE641	860.7625
Louisiana, State of	LA	WPHE657	860.2375, 860.4375
Louisiana, State of	LA	WPHE661	860.4875
Louisiana, State of	LA	WPHF287	860.9625
Louisiana, State of	LA	WPHG955	860.4625
Louisiana, State of	LA	WPIB392	860.7125
Louisiana, State of	LA	WPIR915	860.4625
Louisiana, State of	LA	WPIR919	860.7125
Louisiana, State of	LA	WPIR923	860.7625
Louisiana, State of	LA	WPJI711	860.4625
Louisiana, State of	LA	WPKD955	860.4625, 860.9625
Louisiana, State of	LA	WPMI999	860.2625
Louisiana, State of	LA	WPMQ475	860.4875
Louisiana, State of	LA	WPNS672	860.9875
Louisiana, State of	LA	WPPE847	860.2125
Louisiana, State of	LA	WPPE848	860.9375
Madison, Parish of	LA	WPMA348	857.9625
Minden, City of	LA	WPWJ531	860.4875
New Orleans Convention Center	LA	WPJS469	860.2375
New Orleans Regional Transit Authority	LA	WPAP726	860.2125, 860.4375
New Orleans, City of	LA	WNCD880	860.7875, 860.8125
Orleans Levee District	LA	WNQC758	860.2625
Orleans Parish School Board	LA	KNJU690	860.7125
Sterlington, Town of	LA	WPNZ848	860.7375
Allegany, County of	MD	WPRS598	860.4875
Baltimore, County of	MD	WNLM765	860.2125, 860.4625, 860.7125, 860.9625
Baltimore, County of	MD	WNLM766	860.2125, 860.4625, 860.7125, 860.9625
Baltimore, County of	MD	WNLM767	860.2125, 860.4625, 860.7125, 860.9625
Baltimore, County of	MD	WNLM768	860.2125, 860.4625, 860.7125, 860.9625
Baltimore, County of	MD	WNLM769	860.2125, 860.4625, 860.7125, 860.9625
Baltimore, County of	MD	WNLM770	860.2125, 860.4625, 860.7125, 860.9625
Baltimore, County of	MD	WNLM771	860.2125, 860.4625, 860.7125, 860.9625
Baltimore, County of	MD	WNLM772	860.2125, 860.4625, 860.7125, 860.9625
Baltimore, County of	MD	WNQK948	860.2125, 860.4625, 860.7125, 860.9625
Garrett, County of (Board of Education)	MD	WPRU936	860.7375
Howard, County of	MD	WPLU397	860.2375, 860.7375
Howard, County of	MD	WPQX905	860.2375, 860.7375
Howard, County of	MD	WPXJ396	860.7375
Salisbury, City of	MD	WPHQ675	860.7625

Appendix 4
Entities Filing Expansion Band Elections, as of March 31, 2017

Licensee	ST	Call Sign	Frequencies
Somerset, County of	MD	WPWR884	860.9625
Worcester, County of	MD	WPNW557	860.4625, 860.7125
Forest Hills Public Schools	MI	WPUA724	860.7625
Forest Hills Public Schools	MI	WQNG464	860.7625
Grand Rapids Public Schools	MI	WPIP999	860.2125, 860.9875
Lansing Board of Water & Light	MI	WPYH599	860.3125
Walker, City of	MI	WPVP312	860.4375
Clay, County of	MN	WPLS888	860.7125
Dakota, County of	MN	WPEP246	860.7375
Metropolitan Council/Metro Transit	MN	WPQH695	860.4375
Minnesota, State of	MN	WPKG265	815.2375, 815.2625, 815.4375, 815.9375, 815.9875
Minnesota, State of	MN	WPKG266	815.2625, 815.4375, 815.9375, 815.9875
Minnesota, State of	MN	WPYS897	860.2125, 860.2375, 860.4375, 860.7125, 860.7375, 860.9375, 860.9625
Minnesota, State of	MN	WPYY636	815.2125, 815.2375, 815.4375, 815.7125, 815.7375, 815.9375, 815.9625
Minnesota, State of	MN	WPYY637	860.2375, 860.7375, 860.9375, 860.9625
Minnesota, State of	MN	WQDF219	815.9375
Minnesota, State of	MN	WQDF220	860.9375
Minnesota, State of	MN	WQDG878	860.4375, 860.9375, 860.9875
Minnesota, State of	MN	WQDJ490	860.2375, 860.2625, 860.7625, 860.9625
Minnesota, State of	MN	WQDJ508	860.2375, 860.4625, 860.4875, 860.7375, 860.7625
Minnesota, State of	MN	WQDR523	815.2375, 815.2625, 815.4375, 815.4625, 815.4875, 815.7375, 815.7625, 815.9375, 815.9625, 815.9875
Minnesota, State of	MN	WQHF462	860.2375, 860.7125, 860.9625
Minnesota, State of	MN	WQHK535	860.2375, 860.4375, 860.7125, 860.9625
Minnesota, State of	MN	WPER943	860.2375, 860.2625, 860.4375, 860.9375, 860.9875
Minnesota, State of	MN	WPKG359	860.9375
Minnesota, State of	MN	WPKG360	860.2625
Minnesota, State of	MN	WPYM573	860.9875
Moorhead, City of	MN	WPHY859	860.4625
Blue Springs, City of	MO	WNDG561	860.4875
Curators of the University of Missouri	MO	WPJI572	860.2125
Saint Joseph, City of	MO	WPDC582	860.4875
State of Missouri, Department of Corrections	MO	WPUK277	860.9375
Bolivar County E911	MS	WPXA863	860.2375
City of Columbus	MS	WPNS534	858.2125
De Soto, County of	MS	WPCC361	860.4875, 860.7625
Jackson-Evers International Airport Authority	MS	WQDD668	857.9875
Meridian, City of	MS	WQAP232	858.2125
Mississippi, University of	MS	WPJQ621	860.7375
Smith, County of	MS	WPKG621	858.4375
South Mississippi State Hospital	MS	WPQJ606	857.9875
Vicksburg, City of	MS	KNNH519	857.7125, 858.2625
Asheville, City of	NC	WNXR226	860.7625, 860.9875
Guilford, County of	NC	WPEM250	860.7625
McDowell, County of	NC	KNNP950	860.9625
Mecklenburg, County of	NC	WNGU623	860.2375, 860.4875, 860.7375, 860.7625, 860.9875
Mecklenburg, County of	NC	WQGP564	860.2375, 860.4875, 860.7375, 860.7625, 860.9875
North Carolina State Highway Patrol	NC	WNRU500	860.4625, 860.4875
North Carolina State Highway Patrol	NC	WPHM257	860.7125
North Carolina State Highway Patrol	NC	WPHM264	860.4375
North Carolina State Highway Patrol	NC	WPJQ536	860.2625, 860.4375
North Carolina State Highway Patrol	NC	WPKN567	860.4375
North Carolina State Highway Patrol	NC	WPKN591	860.7375
North Carolina State Highway Patrol	NC	WPKN594	860.9875
North Carolina State Highway Patrol	NC	WPMB804	860.4375
North Carolina State Highway Patrol	NC	WPOX341	860.4375
North Carolina State Highway Patrol	NC	WPOX343	860.4375
North Carolina State Highway Patrol	NC	WPOZ292	860.7125

Appendix 4
Entities Filing Expansion Band Elections, as of March 31, 2017

Licensee	ST	Call Sign	Frequencies
North Carolina State Highway Patrol	NC	WPPB719	860.7125
North Carolina State Highway Patrol	NC	WPRJ405	860.4375
North Carolina State Highway Patrol	NC	WPSM605	n/a*
North Carolina State Highway Patrol	NC	WPYC603	860.4375
North Carolina State Highway Patrol	NC	WQCQ971	860.4875
North Carolina State Highway Patrol	NC	WQCS908	860.9375
Fargo, City of	ND	KNNT448	860.2125
Omaha Public Power District	NE	KNER503	860.4375, 860.4875, 860.9375
Omaha Public Power District	NE	KNER504	860.4375, 860.4875, 860.9375
Omaha Public Power District	NE	WPPY921	860.9375
Omaha Public Power District	NE	WPSZ331	860.3375
Omaha Public Power District	NE	WPTA210	860.3375
Scotts Bluff, County of	NE	WPKU672	860.2125, 860.2375, 860.2625, 860.4875, 860.7375
Manchester, City of	NH	WPDK444	860.4875
Atlantic City, City of	NJ	WPRS952	860.7625
Camden, City of	NJ	WNWG655	860.9875
Camden, City of	NJ	WQAF461	860.9875
Delaware River Port Authority	NJ	WPXY839	860.9875
New Jersey Department of Correction	NJ	KNJH415	860.2625
New Jersey Department of Correction	NJ	KNJH416	860.2625
New Jersey, State of	NJ	WNDD570	860.4625, 860.9625
New Jersey, State of	NJ	WNDD571	860.4625, 860.9625
New Jersey, State of	NJ	WNDD572	860.4625, 860.9625
New Jersey, State of	NJ	WNDD573	860.4625, 860.9625
New Jersey, State of	NJ	WNDD574	860.4625, 860.9625
New Jersey, State of	NJ	WNDD575	860.2125, 860.7125
New Jersey, State of	NJ	WNDD576	860.2125, 860.7125
New Jersey, State of	NJ	WNDD577	860.9375
New Jersey, State of	NJ	WNDD578	860.9375
New Jersey, State of	NJ	WNDD579	860.9375
New Jersey, State of	NJ	WNDD580	860.2125, 860.7125
New Jersey, State of	NJ	WNHS409	860.9375
New Jersey, State of	NJ	WNHS410	860.2125, 860.4625, 860.7125, 860.9625
New Jersey, State of	NJ	WNII538	860.9375
New Jersey, State of	NJ	WNJI598	860.9375
New Jersey, State of	NJ	WNPS351	860.4625, 860.9625
New Jersey, State of	NJ	WNXC890	860.4625, 860.9625
New Jersey, State of	NJ	WNXC891	860.2125, 860.7125
New Jersey, State of	NJ	WNXZ718	860.9625
New Jersey, State of	NJ	WNZZ317	860.7125
New Jersey, State of	NJ	WPSE858	860.2125, 860.7125
New Jersey, State of	NJ	WPUH543	860.9375
New Jersey, State of	NJ	WPYQ725	860.4625, 860.9625
New Jersey, State of	NJ	WQBY316	860.4625, 860.9625
NJ Transit Bus Operations	NJ	KNHC692	860.3875
NJ Transit Bus Operations	NJ	WQGA303	860.3875
Vineland, City of	NJ	WNXZ709	860.4625, 860.9625
Bernalillo, County of	NM	WNZW684	n/a*
Bernalillo, County of	NM	WPUW259	860.4375, 860.9625
State of Nevada	NV	WNZB252	860.7375
State of Nevada	NV	WPKB391	860.7375
State of Nevada	NV	WPKJ524	860.2125, 860.7125, 860.9625
State of Nevada	NV	WPKJ526	860.4625, 860.7375, 860.9625
State of Nevada	NV	WPQD805	860.2125, 860.9875
State of Nevada	NV	WPQD806	860.2125, 860.9875
State of Nevada	NV	WPQZ376	860.2125, 860.4375
State of Nevada	NV	WPRY226	860.2125, 860.9875
State of Nevada	NV	WPRY297	860.2375, 860.7375
State of Nevada	NV	WPST690	860.7375
State of Nevada	NV	WPTR307	860.2125

Appendix 4
Entities Filing Expansion Band Elections, as of March 31, 2017

Licensee	ST	Call Sign	Frequencies
State of Nevada	NV	WPZZ385	860.2375
State of Nevada	NV	WQAV628	860.2125
State of Nevada	NV	WQAV634	860.2125
University and Community College System	NV	WPWK236	860.4625
Washoe, County of	NV	WPRX312	860.2125, 860.2375, 860.2625, 860.4375, 860.4625, 860.4875, 860.7625, 860.9375, 860.9875
Washoe, County of	NV	WPRX313	860.7625
Albany County Airport Authority	NY	WPBD381	860.7625
Albany, County of	NY	WPTC680	860.7375
Chemung, County of	NY	WPDT243	860.2625
City of Albany	NY	WPWW868	860.2125, 860.4375
City of New York DoITT FCC Licensing Support	NY	KNBX914	860.7375, 860.9875
City of New York DoITT FCC Licensing Support	NY	KNER623	860.4375, 860.7625, 860.9375
City of New York DoITT FCC Licensing Support	NY	WPML463	860.7625
City of New York DoITT FCC Licensing Support	NY	WPML524	860.7625
City of New York DoITT FCC Licensing Support	NY	WPML525	860.7625
City of New York DoITT FCC Licensing Support	NY	WPML526	860.7625
City of New York DoITT FCC Licensing Support	NY	WQCI937	860.4375
Colonie, Town of	NY	WNRN976	860.2625
Colonie, Town of	NY	WPJS475	860.2375
New York City Transit Authority	NY	KB23096	815.3875, 815.4125
New York City Transit Authority	NY	KNEH690	860.3875, 860.4125
New York City Transit Authority	NY	KNEH691	815.3875, 815.4125
New York City Transit Authority	NY	WNUB684	860.3875, 860.4125
New York City Transit Authority	NY	WNUB732	860.3875, 860.4125
Niskayuna, Town of	NY	WPKY419	860.9875
Rockland, County of	NY	WPED556	860.7250
Troy, City of	NY	WPPC682	860.9375
Columbus, City of	OH	WNRJ541	860.2125, 860.4875, 860.9375, 860.9875
Forest Park, City of	OH	WNJH360	860.9875
Grove City, City of	OH	WPBY922	860.2375
Ohio, State of	OH	WQPR358	860.5875
Southwest Ohio Regional Transit Authority	OH	WPGY687	860.4875, 860.9375
City of Norman	OK	WPPC871	860.7625, 860.9625
Edmond, City of	OK	WPJT968	860.9375
Lincoln, County of	OK	WPVM206	860.7375
Oklahoma, State of	OK	KNBU457	860.2375, 860.2625, 860.4375, 860.4875
Oklahoma, State of	OK	WPIP614	860.7125, 860.7375, 860.7625, 860.9875
Oklahoma, State of	OK	WPIP618	860.2375, 860.4375, 860.4875, 860.7125
Oklahoma, State of	OK	WQCQ850	860.9875
Oklahoma, State of	OK	WQCQ878	860.7125
Oklahoma, State of	OK	WQFN465	860.7125
Oklahoma, State of	OK	WQFN466	860.7375
Oklahoma, State of	OK	WQFN467	860.2625
Oklahoma, State of	OK	WQFR618	860.2125
Oklahoma, State of	OK	WQFR886	860.4875
Oklahoma, State of	OK	WQFR887	860.7625
Oklahoma, State of	OK	WQFR889	860.9375
Oklahoma, State of	OK	WQFR890	860.2375
Oklahoma, State of	OK	WQFZ462	860.7125
Oklahoma, State of	OK	WQGF211	860.4375
Oklahoma, State of	OK	WQLH676	860.9875
Oklahoma, State of	OK	WQLY685	860.7625
Oklahoma, State of	OK	WQLY686	860.4875
Oklahoma, State of	OK	WQLY687	860.2125
Oklahoma, State of	OK	WQLY688	860.7375
Oklahoma, State of	OK	WQLY689	860.2375
Oklahoma, State of	OK	WQLY690	860.2625
Oklahoma, State of	OK	WQLY691	860.9375
Oklahoma, State of	OK	WQLY692	860.7125

Appendix 4
Entities Filing Expansion Band Elections, as of March 31, 2017

Licensee	ST	Call Sign	Frequencies
Oklahoma, State of	OK	WQNE779	860.2625, 860.4875
Shawnee, City of	OK	WNWV280	860.4625
Bend, City of	OR	WNVN568	860.9625
City of Portland	OR	WNVL283	860.2625, 860.4375, 860.4625, 860.7125
City of Portland	OR	WNZY850	860.2625, 860.4375, 860.4625, 860.7125
City of Portland	OR	WPFQ300	860.8125, 860.8625
Deschutes, County of	OR	WPHE354	860.7375, 860.9875
Deschutes, County of	OR	WPJR649	860.2125, 860.9375
Jackson County Juvenile Department	OR	WQCC874	860.2375
Redmond, City of	OR	WQAY688	860.7625
Salem, City of	OR	WPKB609	860.4875
Washington County Consolidated Communications Agency	OR	WNSK475	860.2375, 860.7375
Washington County Consolidated Communications Agency	OR	WQES432	860.2375, 860.7375
Washington County Consolidated Communications Agency	OR	WQES436	860.2375, 860.7375
Allegheny County Emergency Services	PA	KNJH332	860.2625, 860.4375, 860.7625
Allegheny County Emergency Services	PA	WNWC473	860.2125, 860.4875
Allegheny County Emergency Services	PA	WPJG234	860.2125, 860.4875
Allentown, City of	PA	WPJK416	860.9375
Carlisle, Borough of	PA	KNNK871	860.2375, 860.4875
Chester, County of	PA	KNNM504	860.2375, 860.4375, 860.4875, 860.9875
Chester, County of	PA	WPAJ870	860.2625, 860.4375, 860.4875
Chester, County of	PA	WPAJ871	860.2625, 860.4375
Chester, County of	PA	WPCN956	860.2375
Chester, County of	PA	WPCN957	860.2375
Chester, County of	PA	WPHC513	860.2625
Chester, County of	PA	WPHC515	860.2625
Chester, County of	PA	WPHC705	860.4375, 860.4875
Chester, County of	PA	WPHC709	860.4375, 860.4875
Chester, County of	PA	WPHC717	860.4375
Chester, County of	PA	WPHK779	860.4875
Chester, County of	PA	WPJR834	860.2625
Chester, County of	PA	WPKX415	860.4625, 860.9625
Chester, County of	PA	WPMJ468	860.4375
Chester, County of	PA	WPWE515	860.4875
Chester, County of	PA	WPWI590	860.4875
Chester, County of	PA	WPYE456	860.2375, 860.4875
Chester, County of	PA	WPYG324	860.2375, 860.4375, 860.4875
Chester, County of	PA	WPYH558	860.2375, 860.4375, 860.4875
Commonwealth of Penna Bloomsburg University	PA	WPGD607	860.8375
Cumberland County, Pennsylvania Department of Emergency Preparedness	PA	WQAB589	860.4375
Fayette, County of	PA	WPDS263	860.2375
Fayette, County of	PA	WPDS263	860.4625
Fayette, County of	PA	WPDS263	860.9875
Lower Allen, Township of	PA	WPAP650	860.9875
Luzerne, County of	PA	WPMZ512	860.7375
Luzerne, County of	PA	WPQD915	860.9875
Luzerne, County of	PA	WPYT624	860.7125, 860.9625
Philadelphia, City of	PA	WNGE384	860.7375
Philadelphia, City of	PA	WQLU480	860.8375
Philadelphia, City of	PA	WQMB258	860.7375
School District of Philadelphia	PA	WNKV367	860.8125, 860.8375, 860.9125
Westmoreland, County of	PA	WPFQ220	860.9375
Westmoreland, County of	PA	WPWE776	860.9375
Westmoreland, County of	PA	WPZS814	860.9375
Westmoreland, County of	PA	WPZU942	860.9375
Whitehall, Borough of	PA	WPRF753	860.7125
Rhode Island, State of	RI	WNCX326	860.3125
Charleston, County of	SC	WNVH447	860.2375, 860.4875, 860.7375, 860.9375
Charleston, County of	SC	WPRR560	860.4625

Appendix 4
Entities Filing Expansion Band Elections, as of March 31, 2017

Licensee	ST	Call Sign	Frequencies
Clemson, City of	SC	WPKU649	860.7375
Greenville, County of	SC	WPDK619	860.7125
Greenwood, County of	SC	WPOX642	857.7375
South Carolina State Ports Authority	SC	WPLU704	860.7125
South Carolina, State of	SC	WPWM262	860.9875
Spartanburg, County of	SC	WPGR361	860.4625, 860.9375
Spartanburg, County of	SC	WPKZ275	860.2125
Spartanburg, County of	SC	WPLZ536	860.2375, 860.2625
Spartanburg, County of	SC	WQNC839	860.4625
Athens Utilities Board	TN	WQDM490	857.7375
Bartlett, City of	TN	WNVF991	860.7375
Clarksville, City of	TN	WQCL650	860.2375
Jackson Energy Authority	TN	WQBJ748	860.7375
Jackson Energy Authority	TN	WQBJ748	860.7375
Jackson, City of	TN	WPEU965	860.2625, 860.7625
Jackson, City of	TN	WQBB501	860.9875
Memphis Shelby County Airport Authority	TN	WPUQ392	860.2625
Memphis, City of	TN	WNRM943	860.2625
Memphis, City of	TN	WPAB818	860.3375, 860.3875
Obion, County of	TN	WPNS505	860.7125
Obion, County of	TN	WQCW614	860.9625
Shelby, County of	TN	WNQU968	860.2125
Tennessee, State of	TN	WPKH401	860.9375
Tennessee, State of	TN	WPZB947	858.4875
Tennessee, State of	TN	WQBY860	857.9875, 860.2375
Anderson County, Texas	TX	WPYA801	860.2375, 860.9875
Austin, City of	TX	WNBZ704	860.2625, 860.4375
Austin, City of	TX	WPYE613	860.2125, 860.2625, 860.4375
Austin, City of	TX	WPYU318	860.4375
City Public Service	TX	WNL1313	860.2875, 860.3375
Dallas, City of	TX	WNBG573	860.7375, 860.9875
Harris, County of	TX	WNBZ674	860.2125, 860.2375, 860.4625, 860.4875, 860.7125
Harris, County of	TX	WPPF214	860.2125, 860.2375, 860.4625, 860.4875, 860.7125
Harris, County of	TX	WQBM285	860.7125
Houston, City of (Dept. of Aviation)	TX	KNDH570	860.2875, 860.3125
Houston, City of (Dept. of Aviation)	TX	WPNW558	860.7375
Metropolitan Transit Authority of Harris County	TX	KRX666	860.3875
Metropolitan Transit Authority of Harris County	TX	WPTD745	860.3875
Missouri City	TX	WNAS493	860.9625
San Antonio, City of	TX	WPBG238	860.3625
Texas Tech University	TX	KNNJ876	860.9625
Travis County Emergency Service Dist #9	TX	KSP328	860.9375
Travis, County of	TX	WPYE612	860.2125, 860.2625
Travis, County of	TX	WPZR511	860.4375
Wichita Falls, City of	TX	WQAW913	860.4625, 860.9625
League City, City of	TX	WNNL329	860.9875
Murray, City of	UT	WPSK554	860.4375
Murray, City of	UT	WPWH838	860.4375
Murray, City of	UT	WPXK838	860.4375
Salt Lake City, City of	UT	KNJU695	860.7625, 860.9625
Salt Lake Department of Airports	UT	WNYR765	860.2375, 860.2625, 860.4875
Salt Lake Department of Airports	UT	WQBM266	860.2625
Salt Lake, County of	UT	WPGJ689	860.4625, 860.7125, 860.7375
Utah Communications Agency Network	UT	KNIV722	860.2125, 860.2375, 860.2625, 860.4375, 860.4625, 860.4875, 860.7125, 860.7375, 860.7625, 860.9625, 860.9875
Utah Communications Agency Network	UT	WQCE706	860.7125
Utah, County of	UT	WPZV887	860.2125, 860.9375
Arlington, County of	VA	KNIQ704	860.4375, 860.7625, 860.9375
Fairfax, County of	VA	KNIH412	860.2625

Appendix 4
Entities Filing Expansion Band Elections, as of March 31, 2017

Licensee	ST	Call Sign	Frequencies
Fairfax, County of	VA	WNAJ365	860.2625
Virginia Beach, City of	VA	WNAU439	860.4625, 860.4875, 860.7125, 860.7375
Virginia Beach, City of	VA	WNSS359	860.4875, 860.7375
Virginia, Commonwealth of (Department of Corrections)	VA	WPIZ624	860.4875
Virginia, Commonwealth of (NVCC)	VA	WPRR746	860.4875
Chelan County Public Utility District No 1	WA	WPKP369	860.4875, 860.7375, 860.7625, 860.9875
Chelan County Public Utility District No 1	WA	WPKP374	860.4875, 860.7375, 860.7625, 860.9875
Chelan County Public Utility District No 1	WA	WPKP377	860.4875, 860.7375, 860.7625, 860.9875
Clark, County of	WA	WPJY899	860.9875
Clark, County of	WA	WPLR403	860.9625
Clark, County of	WA	WPLX749	860.7625, 860.9375
Clark, County of	WA	WQEQ542	860.9875
King, County of	WA	WQBZ725	860.4625, 860.9625
Public Utility District #2 of Grant County, WA	WA	KNNJ860	860.2375, 860.2625, 860.4375
Public Utility District #2 of Grant County, WA	WA	KNNJ862	860.2375
Public Utility District #2 of Grant County, WA	WA	KNNJ865	860.2625
Public Utility District #2 of Grant County, WA	WA	KNNJ866	860.2625
Public Utility District #2 of Grant County, WA	WA	KNNJ867	860.4375
Valley Communications Center	WA	WQBD600	860.2625, 860.7125
East Troy, Town of	WI	WNMD420	860.4375
Oregon Schools	WI	WPMV532	860.8875
Ozaukee, County of	WI	WNWS961	860.7125, 860.7625
Sheboygan, County of	WI	WPTS436	860.2625
Watertown Water, City of	WI	WPF727	860.2375
Wisconsin, University of	WI	WPJH396	860.7875
Morgan, County of	WV	WPSD704	860.2125
Morgan, County of	WV	WPTA421	860.2125
Morgan, County of	WV	WPTA470	860.2125

* Licensee listed a Call Sign on their Expansion Band Election Form that does not have any frequencies within the Expansion Band located at 860-861 MHz (857.5-858.5 MHz in the Southeastern U.S, except within a seventy-mile radius of Atlanta where it is located at 858-858.5 MHz).

Appendix 5
Call Sign-Related Reconfiguration Information, as of March 31, 2017

Current Population of Site Specific Call Signs, Per Wave, Per Region, as of March 31, 2017							
Public Safety Region (PSR)	PSR Name	Channels 1-120	Expansion Band	NPSPEC Band	SE ESMR Band	ESMR Band	Total
		Number of Call Signs					
Wave 1	Subtotal	791	299	1927	0	0	3017
6	CA - North	107	88	136	0	0	331
7	Colorado	27	15	224	0	0	266
8	NY - Metro (CT, NJ, NY, PA)	96	36	389	0	0	521
11	Hawaii	55	5	28	0	0	88
13	Illinois	40	12	139	0	0	191
14	Indiana	27	34	147	0	0	208
19	ME, NH, VT, MA, RI, CT	73	24	134	0	0	231
20	MD; DC; VA - Northern	66	5	96	0	0	167
27	Nevada	63	5	38	0	0	106
28	NJ, PA, DE	67	6	216	0	0	289
35	Oregon	48	1	40	0	0	89
41	Utah	21	3	146	0	0	170
42	Virginia	52	23	58	0	0	133
45	Wisconsin	13	10	3	0	0	26
54	Chicago	36	32	133	0	0	201
Wave 2	Subtotal	469	175	764	7	3	1418
4	Arkansas	38	45	95	0	3	181
12	Idaho	14	0	0	0	0	14
15	Iowa	16	16	7	0	0	39
16	Kansas	33	6	280	0	0	319
17	Kentucky	16	13	16	0	0	45
22	Minnesota	74	10	50	0	0	134
24	Missouri	37	11	19	0	0	67
25	Montana	19	0	1	0	0	20
26	Nebraska	10	4	32	0	0	46
32	North Dakota	6	0	0	0	0	6
34	Oklahoma	25	3	40	0	0	68
38	South Dakota	1	0	0	0	0	1
39	Tennessee	43	28	56	7	0	134
40	TX - Dallas	38	21	44	0	0	103
44	West Virginia	3	1	10	0	0	14
46	Wyoming	1	2	7	0	0	10
49	TX - Austin	11	9	67	0	0	87
51	TX - Houston	42	5	38	0	0	85
52	TX - Lubbock	42	1	2	0	0	45
Wave 3	Subtotal	511	199	1100	240	41	2091
1	Alabama	9	28	32	56	0	125
9	Florida	216	61	330	32	0	639
10	Georgia	49	29	82	76	0	236
18	Louisiana	79	15	74	5	0	173
23	Mississippi	23	18	24	52	0	117
31	North Carolina	67	23	368	7	0	465
37	South Carolina	37	23	177	12	0	249
47	Puerto Rico	18	2	13	0	36	69
48	US Virgin Islands	13	0	0	0	5	18

Appendix 5
Call Sign-Related Reconfiguration Information, as of March 31, 2017

Current Population of Site Specific Call Signs, Per Wave, Per Region, as of March 31, 2017							
Public Safety Region (PSR)	PSR Name	Channels 1-120	Expansion Band	NPSPAC Band	SE ESMR Band	ESMR Band	Total
Wave 4	Subtotal	813	188	1701	0	0	2702
2	Alaska	22	1	1	0	0	24
3	Arizona*	69	7	99	0	0	175
5	CA - South*	82	24	390	0	0	496
21	Michigan	57	0	340	0	0	397
29	New Mexico*	25	5	9	0	0	39
30	NY - Albany	91	62	189	0	0	342
33	Ohio	105	37	178	0	0	320
36	Pennsylvania	11	9	231	0	0	251
43	Washington	148	15	177	0	0	340
50	TX - El Paso*	10	2	5	0	0	17
53	TX - San Antonio*	16	6	32	0	0	54
54	MI portion of Chicago	9	5	25	0	0	39
55	New York - Buffalo	168	15	25	0	0	208
61	Gulf of Mexico	0	0	0	0	0	0
62	Marianas	0	0	0	0	0	0
63	Guam	0	0	0	0	0	0
64	American Samoa	0	0	0	0	0	0
Total for Waves 1-4		2584	861	5492	247	44	9228

* Data includes 1-120, Expansion Band and NPSPAC call signs in the U.S.-Mexico border regions.

Appendix 5
Call Sign-Related Reconfiguration Information for the Canadian Border Regions, as of March 31, 2017

Current Population of Canadian Border Region Site Specific Call Signs, Per Wave, Per Region, as of March 31, 2017				
Public Safety Region (PSR)	PSR Name	Stage 1	Stage 2	Total
		Number of Call Signs		
Wave 1	Subtotal	15	5	20
19	ME, NH, VT, MA, RI, CT	15	2	17
35	Oregon	0	3	3
Wave 2	Subtotal	34	3	37
12	Idaho	3	0	3
22	Minnesota	13	3	16
25	Montana	4	0	4
32	North Dakota	14	0	14
Wave 3	Subtotal	0	0	0
Wave 4	Subtotal	140	1188	1328
2	Alaska	21	0	21
21	Michigan	35	362	397
30	NY - Albany	11	23	34
33	Ohio	34	239	273
36	Pennsylvania	3	226	229
43	Washington	30	283	313
54	MI portion of Chicago	1	27	28
55	New York - Buffalo	5	28	33
Total for Waves 1-4		189	1196	1385

Appendix 5

Call Sign-Related Reconfiguration Information for the Mexican Border Region, as of March 31, 2017

Current Population of Mexican Border Region Site Specific Call Signs, Per Wave, Per Region, as of March 31, 2017				
Public Safety Region (PSR)	PSR Name	Public Safety	Non Public Safety	Total
		Number of Call Signs		
Wave 1	Subtotal	6	0	6
6	CA - North	3	0	3
27	Nevada	3	0	3
Wave 2	Subtotal	0	0	0
Wave 3	Subtotal	0	0	0
Wave 4	Subtotal	737	212	949
3	Arizona	131	46	177
5	CA - South	557	80	636
29	New Mexico	3	11	14
50	TX - El Paso	13	31	44
53	TX - San Antonio	34	44	78
Total for Waves 1-4		743	212	955

Note: Region 5 licensees also have call signs in both Regions 6 and 27 that will be part of Mexican border reconfiguration

Appendix 5
Call Sign-Related Reconfiguration Information, as of March 31, 2017

Frequency Proposal Reports for Waves 1-4, as of March 31, 2017															
Status	Wave 1			Wave 2				Wave 3				Wave 4			
	1-120	Exp Band	NPSPAC	1-120	SE ESMR	Exp Band	NPSPAC	1-120	SE ESMR	Exp Band	NPSPAC	1-120	Exp Band	NPSPAC	Other
FPR Sent	100.0%	100.0%	100.0%	100.0%	100.0%	100.0%	100.0%	100.0%	100.0%	100.0%	100.0%	100.0%	100.0%	100.0%	100.0%
Under Prior Contract	0.0%	0.0%	0.0%	0.0%	0.0%	0.0%	0.0%	0.0%	0.0%	0.0%	0.0%	0.0%	0.0%	0.0%	0.0%
Affected by Border Zone	0.0%	0.0%	0.0%	0.0%	0.0%	0.0%	0.0%	0.0%	0.0%	0.0%	0.0%	0.0%	0.0%	0.0%	0.0%
EA/ESMR Related Call Signs	0.0%	0.0%	0.0%	0.0%	0.0%	0.0%	0.0%	0.0%	0.0%	0.0%	0.0%	0.0%	0.0%	0.0%	0.0%
Recent grants, revised or pending proposals	0.0%	0.0%	0.0%	0.0%	0.0%	0.0%	0.0%	0.0%	0.0%	0.0%	0.0%	0.0%	0.0%	0.0%	0.0%
FPRs in process	0.0%	0.0%	0.0%	0.0%	0.0%	0.0%	0.0%	0.0%	0.0%	0.0%	0.0%	0.0%	0.0%	0.0%	0.0%
Total	100.0%	100.0%	100.0%	100.0%	100.0%	100.0%	100.0%	100.0%	100.0%	100.0%	100.0%	100.0%	100.0%	100.0%	100.0%

Notes:

- a. Data for Channels 1-120 call signs excludes call signs that were under contract with Sprint prior to the start of reconfiguration and for which contracts are not going to be submitted to the TA for review and approval for Sprint credit. Data for Expansion Band call signs excludes call signs under prior contract and call signs for which licensees have elected not to reconfigure.
- b. The current population of call signs has been adjusted for call signs cancelled without a Frequency Reconfiguration Agreement (FRA), and incremented for any call signs added through pending applications. Licensees may cancel licenses or let them expire without entering into an FRA.
- c. Data for Channels 1-120 call signs includes call signs with at least one primary fixed location authorized for frequencies the 851-854 MHz range with adequate geographic data to determine a PSR. Expansion Band data includes call signs with at least one primary fixed location in the Expansion Band, as the Expansion Band may be defined inside and outside the Southeast ESMR region, with adequate geographic data to determine a PSR. NPSPAC data includes call signs with fixed locations in the 866-869 MHz range with adequate geographic data to determine a PSR. Southeast ESMR Band data includes call signs with fixed locations in the 858.5-862 MHz range within the Southeast ESMR region and with adequate geographic data to determine a PSR. Call signs with locations in multiple PSRs are counted for each PSR. Call signs are counted within every PSR for which they have a fixed primary location.
- d. Data has been adjusted to reflect the change in the band plan in the Atlanta area pursuant to the FCC's October 5, 2005 Memorandum Opinion and Order.
- e. Wave 4 Other includes the following US-Mexico border area reconfiguration categories: Sharing Zone 1-120, Sharing Zone Interleaved, Sharing Zone NPSPAC, ESMR, Guard Band.

Appendix 6

Status of Frequency Reconfiguration Agreement Review for Non-Border and Canadian Border Region Stage 1 and Mexican Border Non-Public Safety, Per Wave, Per Region, as of March 31, 2017

NPSPAC Region	NPSPAC Region Name	1-5 Days from Receipt	6-10 Days from Receipt	11-15 Days from Receipt	16-20 Days from Receipt	21 Days or More from Receipt	Total
		Number of Frequency Reconfiguration Agreements (FRAs)					
Wave 1	Subtotal	288	52	15	0	0	355
	MultiRegion	27	11	2	0	0	40
6	Northern California	35	6	3	0	0	44
7	Colorado	16	0	1	0	0	17
8	Metropolitan, NYC Area (NY, NJ, CT)	31	6	1	0	0	38
9	Florida	1	0	0	0	0	1
11	Hawaii	7	0	2	0	0	9
13	Illinois	20	2	1	0	0	23
14	Indiana	11	1	1	0	0	13
19	New England	24	2	0	0	0	26
20	DC, Maryland, Northern VA	16	7	0	0	0	23
27	Nevada	21	3	2	0	0	26
28	Eastern Pennsylvania	23	1	1	0	0	25
35	Oregon	15	1	0	0	0	16
41	Utah	5	2	0	0	0	7
42	Virginia	14	4	0	0	0	18
45	Wisconsin	7	1	0	0	0	8
54	Chicago Metro	15	5	1	0	0	21
Wave 2	Subtotal	167	36	2	1	0	206
	MultiRegion	22	8	2	0	0	32
4	Arkansas	8	3	0	0	0	11
12	Idaho	5	1	0	0	0	6
15	Iowa	4	2	0	0	0	6
16	Kansas	9	2	0	1	0	12
17	Kentucky	10	2	0	0	0	12
22	Minnesota	31	3	0	0	0	34
24	Missouri	12	4	0	0	0	16
25	Montana	4	0	0	0	0	4
26	Nebraska	3	1	0	0	0	4
32	North Dakota	1	0	0	0	0	1
34	Oklahoma	0	2	0	0	0	2
38	South Dakota	2	0	0	0	0	2
39	Tennessee	22	3	0	0	0	25
40	Texas - Dallas	10	2	0	0	0	12
44	West Virginia	1	1	0	0	0	2
49	Texas - Austin	2	1	0	0	0	3
51	Texas - Houston	13	1	0	0	0	14
52	Texas - Lubbock	8	0	0	0	0	8
Wave 3	Subtotal	226	20	5	0	0	251
	MultiRegion	18	2	1	0	0	21
1	Alabama	14	1	0	0	0	15
9	Florida	75	9	4	0	0	88
10	Georgia	47	4	0	0	0	51
18	Louisiana	16	1	0	0	0	17
23	Mississippi	16	1	0	0	0	17
31	North Carolina	23	1	0	0	0	24
37	South Carolina	8	1	0	0	0	9
47	Puerto Rico	6	0	0	0	0	6
48	US Virgin Islands	3	0	0	0	0	3

Appendix 6

Status of Frequency Reconfiguration Agreement Review for Non-Border and Canadian Border Region Stage 1 and Mexican Border Non-Public Safety, Per Wave, Per Region, as of March 31, 2017

NPSPAC Region	NPSPAC Region Name	1-5 Days from Receipt	6-10 Days from Receipt	11-15 Days from Receipt	16-20 Days from Receipt	21 Days or More from Receipt	Total
		Number of Frequency Reconfiguration Agreements (FRAs)					
Wave 4	Subtotal	106	8	1	0	0	115
	MultiRegion	8	1	1	0	0	10
2	Alaska	4	0	0	0	0	4
3	Arizona	24	0	0	0	0	24
5	Southern California	3	0	0	0	0	3
10	Georgia	1	0	0	0	0	1
18	Louisiana	11	4	0	0	0	15
21	Michigan	1	0	0	0	0	1
23	Mississippi	2	0	0	0	0	2
29	New Mexico	10	0	0	0	0	10
30	New York - Albany	4	1	0	0	0	5
33	Ohio	10	0	0	0	0	10
36	Western Pennsylvania	5	0	0	0	0	5
43	Washington	5	0	0	0	0	5
50	Texas - El Paso	8	0	0	0	0	8
53	Texas - San Antonio	4	2	0	0	0	6
54	Chicago Metro	4	0	0	0	0	4
63	Guam	2	0	0	0	0	2
Canadian Border	Subtotal	57	13	5	0	0	75
	MultiRegion	6	1	1	0	0	8
2	Alaska	1	1	0	0	0	2
12	Idaho	1	0	0	0	0	1
19	New England	6	1	0	0	0	7
21	Michigan	4	2	0	0	0	6
22	Minnesota	3	0	0	0	0	3
25	Montana	1	1	0	0	0	2
30	New York - Albany	2	1	1	0	0	4
32	North Dakota	4	0	0	0	0	4
33	Ohio	13	3	1	0	0	17
36	Western Pennsylvania	2	0	0	0	0	2
43	Washington	11	3	1	0	0	15
54	Chicago Metro	1	0	0	0	0	1
55	New York - Buffalo	2	0	1	0	0	3
Mexican Border	Subtotal	30	24	0	0	0	54
	MultiRegion	1	2	0	0	0	3
3	Arizona	6	6	0	0	0	12
5	Southern California	11	10	0	0	0	21
29	New Mexico	2	1	0	0	0	3
50	Texas - El Paso	6	2	0	0	0	8
53	Texas - San Antonio	4	3	0	0	0	7
Totals		874	153	28	1	0	1056

Appendix 7

Status of Frequency Reconfiguration Agreement Review for Non-Border and Canadian Border Region Stage 2 and Mexican Border Public Safety, Per Wave, Per Region, as of March 31, 2017

NPSAC Region	NPSAC Region Name	1-5 Days from Receipt	6-10 Days from Receipt	11-15 Days from Receipt	16-20 Days from Receipt	21 Days or More from Receipt	Total
		Number of Frequency Reconfiguration Agreements (FRAs)					
Wave 1	Subtotal	278	65	12	0	0	355
	MultiRegion	24	12	4	0	0	40
6	Northern California	33	6	0	0	0	39
7	Colorado	7	1	1	0	0	9
8	Metropolitan, NYC Area (NY, NJ, CT)	40	5	2	0	0	47
11	Hawaii	1	0	2	0	0	3
13	Illinois	7	1	0	0	0	8
14	Indiana	16	3	0	0	0	19
19	New England	41	12	0	0	0	53
20	DC, Maryland, Northern VA	21	12	1	0	0	34
27	Nevada	3	1	0	0	0	4
28	Eastern Pennsylvania	17	1	0	0	0	18
35	Oregon	5	0	0	0	0	5
41	Utah	8	1	0	0	0	9
42	Virginia	20	2	1	0	0	23
45	Wisconsin	3	1	0	0	0	4
54	Chicago Metro	32	7	1	0	0	40
Wave 2	Subtotal	189	32	4	0	0	225
	MultiRegion	18	5	0	0	0	23
4	Arkansas	9	0	0	0	0	9
15	Iowa	15	1	0	0	0	16
16	Kansas	19	2	0	0	0	21
17	Kentucky	14	3	0	0	0	17
22	Minnesota	15	0	0	0	0	15
24	Missouri	12	1	0	0	0	13
26	Nebraska	13	4	0	0	0	17
34	Oklahoma	7	1	0	0	0	8
39	Tennessee	21	2	1	0	0	24
40	Texas - Dallas	28	5	0	0	0	33
44	West Virginia	1	0	0	0	0	1
46	Wyoming	1	0	1	0	0	2
49	Texas - Austin	9	4	1	0	0	14
51	Texas - Houston	5	4	1	0	0	10
52	Texas - Lubbock	2	0	0	0	0	2
Wave 3	Subtotal	167	57	4	0	0	228
	MultiRegion	10	7	1	0	0	18
1	Alabama	12	5	1	0	0	18
9	Florida	43	14	1	0	0	58
10	Georgia	33	7	0	0	0	40
18	Louisiana	19	10	0	0	0	29
23	Mississippi	12	3	0	0	0	15
31	North Carolina	26	5	0	0	0	31
37	South Carolina	6	6	1	0	0	13
47	Puerto Rico	6	0	0	0	0	6

Appendix 7

Status of Frequency Reconfiguration Agreement Review for Non-Border and Canadian Border Region Stage 2 and Mexican Border Public Safety, Per Wave, Per Region, as of March 31, 2017

NPSPAC Region	NPSPAC Region Name	1-5 Days from Receipt	6-10 Days from Receipt	11-15 Days from Receipt	16-20 Days from Receipt	21 Days or More from Receipt	Total
		Number of Frequency Reconfiguration Agreements (FRAs)					
Wave 4	Subtotal	35	9	0	0	0	44
	MultiRegion	4	1	0	0	0	5
2	Alaska	0	1	0	0	0	1
5	Southern California	2	1	0	0	0	3
29	New Mexico	4	2	0	0	0	6
30	New York - Albany	3	0	0	0	0	3
33	Ohio	8	1	0	0	0	9
36	Western Pennsylvania	3	0	0	0	0	3
43	Washington	2	0	0	0	0	2
44	West Virginia	1	0	0	0	0	1
49	Texas - Austin	1	0	0	0	0	1
50	Texas - El Paso	1	1	0	0	0	2
53	Texas - San Antonio	4	2	0	0	0	6
54	Chicago Metro	2	0	0	0	0	2
Canadian Border	Subtotal	86	29	1	0	0	116
	MultiRegion	9	4	0	0	0	13
19	New England	1	0	0	0	0	1
21	Michigan	18	4	0	0	0	22
22	Minnesota	0	1	0	0	0	1
25	Montana	1	0	0	0	0	1
30	New York - Albany	6	1	0	0	0	7
33	Ohio	25	11	1	0	0	37
36	Western Pennsylvania	1	1	0	0	0	2
43	Washington	19	2	0	0	0	21
55	New York - Buffalo	6	5	0	0	0	11
Mexican Border	Subtotal	45	25	1	0	3	74
	MultiRegion	6	4	0	0	0	10
3	Arizona	7	5	1	0	3	16
5	Southern California	11	12	0	0	0	23
29	New Mexico	1	0	0	0	0	1
50	Texas - El Paso	3	0	0	0	0	3
53	Texas - San Antonio	17	4	0	0	0	21
Totals		800	217	22	0	3	1042

Appendix 8
Summary of Stage 1 FRAs that have Closed, as of March 31, 2017

Stage 1 FRAs			
	Deal Name	TA Completion Certification Receipt Date	Deal Count
Wave 1			
1	Lodi Unified School District	12/22/2005	
2	Oregon, State of	12/22/2005	
3	Slater, Stuart R	12/23/2005	
4	Transit Mix Concrete Co	1/24/2006	
5	Wireless Market Source 2	1/26/2006	
6	Firstview Communications 2	1/27/2006	
7	RA Comm Inc	2/3/2006	
8	Billiou Ranch Inc.	2/7/2006	
9	Jokers, Lloyd L	2/7/2006	
10	Lowery, Nelda	2/15/2006	
11	Parrot Ranch Company	2/15/2006	
12	Stock, Marcia	2/15/2006	
13	Clifford Broman & Sons Trucking Inc	2/16/2006	
14	Coast Hotels and Casinos	2/27/2006	
15	Kuypers, John	2/27/2006	
16	Crader, R David	4/17/2006	
17	Herby, Clinton	4/17/2006	
18	Gold Star FS INC	4/18/2006	
19	Vico Construction Company	4/19/2006	
20	High Peak Communications, LLC	4/21/2006	
21	Ruffin Gaming LLC	4/21/2006	
22	Taylor, Eugene J.	4/21/2006	
23	Boyar, Adam	4/25/2006	
24	Plantings By the Sea	4/25/2006	
25	Espinoza, Raul	4/27/2006	
26	Marco Polo Rebanding	4/27/2006	
27	Ohio Valley Gas	4/27/2006	
28	Sunset Scavenger Corp	4/27/2006	
29	Taylor, Dorothy L	4/27/2006	
30	Binder Machinery Corporation	4/28/2006	
31	Albany, City of	5/3/2006	
32	Cunningham, Barbara	5/5/2006	
33	Salisbury, Town of	5/9/2006	
34	Steg, Bernard (2)	5/9/2006	
35	Tooele, County Of	5/9/2006	
36	Viking Land Mobile Communications, Inc. (2)	5/9/2006	
37	Emery, Connie R	5/11/2006	
38	Detweiler, Scott R.	5/15/2006	
39	ISG Indiana Harbor Inc.	5/16/2006	
40	Smith, Alton	5/18/2006	
41	Myers, Natalie	5/19/2006	
42	Gallagher Asphalt # 2	5/23/2006	
43	Access Ag, Inc.	5/24/2006	
44	West County Transportation Agency	5/25/2006	
45	Chapin, Barbara A.	5/26/2006	
46	Yamaoka Bros Inc	5/26/2006	
47	Super Shuttle International 2	5/30/2006	
48	Black, Daniel	6/1/2006	
49	Emery, Robert M	6/2/2006	
50	PK Smith Limousine Co., Inc.2	6/3/2006	
51	Brandenburg, James: Brandenburg, Donald	6/6/2006	
52	Cupertino Union School District	6/6/2006	
53	Bresnan Communications, LLC	6/9/2006	
54	Communications Systems Specialist, Inc.	6/9/2006	
55	Chicago, City of - Streets & Sanitation	6/14/2006	
56	Patel, Shailesh N #3 (swap)	6/14/2006	
57	Ferrari, Julia (Plote)	6/16/2006	
58	Sobota, Carolyn	6/16/2006	

Appendix 8
Summary of Stage 1 FRAs that have Closed, as of March 31, 2017

Stage 1 FRAs			
	Deal Name	TA Completion Certification Receipt Date	Deal Count
59	Storer, Donald B.	6/21/2006	
60	Underground Inc	6/21/2006	
61	Henderson, Henry	6/26/2006	
62	Perdue Farms Inc.	6/26/2006	
63	Estate of Rolland Gonsalves	6/30/2006	
64	Resorts USA Inc.	6/30/2006	
65	Dick Anderson and Sons, Inc	7/5/2006	
66	841 Bishop, LLC	7/6/2006	
67	Brock, Harold: Samuel: Dorothy (Nevada)	7/6/2006	
68	Las Vegas Paving	7/6/2006	
69	Celco SND Comm Inc	7/7/2006	
70	Casino Queen INC	7/10/2006	
71	Wulf, Thomas	7/10/2006	
72	Secom Communications 2	7/11/2006	
73	Commonwealth Repeater Services, Inc.	7/12/2006	
74	Lely, Gerald	7/12/2006	
75	Mammoth June Ski Resort, Inc.	7/12/2006	
76	Triangle Wireless Inc	7/12/2006	
77	Prentiss Properties (rebanding)	7/13/2006	
78	Wilbur Ellis Company DBA Helm Fertilizers	7/14/2006	
79	F & D Enterprises Inc.	7/17/2006	
80	Salvation Army Harrisburg	7/17/2006	
81	Denver Radio Electronics & Technology	7/19/2006	
82	Shledon Gwyneth A # 4 (swap)	7/20/2006	
83	Clean Water Services	7/21/2006	
84	Central Jersey Irrigation	7/24/2006	
85	Rocky Mountain Motorists Inc.	7/24/2006	
86	M S Concrete	7/26/2006	
87	Radisson Hotel and Conference Center	7/26/2006	
88	San Jose Unified School District	7/27/2006	
89	Aluminium Company of America 1	7/28/2006	
90	Easton, Town of	7/28/2006	
91	Henry Nelch & Son Co	7/28/2006	
92	Irving Materials	7/28/2006	
93	A Teichert & Son Contract	8/1/2006	
94	Blankenbechler, Steve	8/1/2006	
95	Church of Jesus Christ of LDS	8/1/2006	
96	Community Repeater Guidance CA	8/1/2006	
97	Mandalay Corp	8/3/2006	
98	Total Networks Communications Inc	8/3/2006	
99	Jeffersonville, City of	8/4/2006	
100	Lyon, Corey M	8/4/2006	
101	Sangamon, County of (Courthouse)	8/4/2006	
102	CU Radio Enterprises, Inc.	8/8/2006	
103	CSI Communications d/b/a Day Wireless Systems	8/9/2006	
104	Lectro Communications Inc.	8/9/2006	
105	London Towncars Inc	8/9/2006	
106	Tilden, Robert	8/9/2006	
107	E&J Gallo Winery	8/14/2006	
108	Donald, C. Alger	8/15/2006	
109	Hardy Plumbing , Heating & Air Conditioning, Inc	8/15/2006	
110	Shearer Communications	8/15/2006	
111	Steuben County 3	8/15/2006	
112	Whitley County Consolidated Schools	8/16/2006	
113	Cook Dupage Transportation	8/21/2006	
114	Wheatridge, City of	8/21/2006	
115	Boston Properties limited Partnership	8/24/2006	
116	Excalibur Hotel Casino	8/28/2006	
117	Shuluk, Greg	8/28/2006	

Appendix 8
Summary of Stage 1 FRAs that have Closed, as of March 31, 2017

Stage 1 FRAs			
	Deal Name	TA Completion Certification Receipt Date	Deal Count
118	Technology Associates, LLC	8/29/2006	
119	The Boeing Company	8/29/2006	
120	Fruit Belt Service Co. Inc	8/30/2006	
121	Levi Strauss & Co	8/30/2006	
122	Veach, Dorothy	8/30/2006	
123	Fowlkes, Edddie	8/31/2006	
124	Methvin, Madeline	9/5/2006	
125	Denver Public Schools	9/6/2006	
126	Waste Management Holdings Inc. (2)	9/6/2006	
127	Granite Contruction Company	9/8/2006	
128	Sangamon, County of (Mobile Data)	9/8/2006	
129	Upper Merion, Township of	9/8/2006	
130	Jung, Mark	9/11/2006	
131	Ferma Corp	9/20/2006	
132	State Farm Mutual Automobile Insurance Co (2)	9/26/2006	
133	State Farm Mutual Automobile Insurance Co (4)	9/27/2006	
134	Mobile Radio of Kokomo Inc.	10/5/2006	
135	Aeronautical Radio - NJ	10/6/2006	
136	Stamford Fire Department	10/6/2006	
137	NBC Telemundo License Company	10/9/2006	
138	New Star Fresh Foods LLC	10/9/2006	
139	Illinois, State of	10/12/2006	
140	Crane, Bert	10/13/2006	
141	Petry, Gay	10/17/2006	
142	Wireless Connections LLC	10/17/2006	
143	Ihilani Rebanding	10/20/2006	
144	Wright Jr, Gary L	10/23/2006	
145	Waterbury, City of	10/24/2006	
146	Dorler Communications Company	11/1/2006	
147	Conley, George	11/2/2006	
148	Deere & Company	11/2/2006	
149	TKT INC	11/2/2006	
150	Morgan, County of (WV)	11/10/2006	
151	Rock County, WI	11/13/2006	
152	Globeground North America LLC	11/20/2006	
153	Windham, Town of	11/20/2006	
154	Duncan Gordon L	11/21/2006	
155	Baker Rock Crushing Company	11/27/2006	
156	Comcast of Connecticut, Inc.	11/27/2006	
157	G & G Communications Inc. Rebanding	11/27/2006	
158	Brooks, Janis	12/1/2006	
159	Mountaire Farms	12/5/2006	
160	Mathews Federick and Chas	12/6/2006	
161	Triple C Communications	12/6/2006	
162	Wecom Inc.	12/6/2006	
163	Mid - State Mobile Radio Inc.	12/8/2006	
164	Hampden Communication Corp	12/12/2006	
165	Weleccki, Alan M	12/28/2006	
166	Connecticut State of , CCSU	1/8/2007	
167	Hartford Hospital	1/19/2007	
168	Mc Clatchy Newspaper Inc.	1/19/2007	
169	Willard Agri Svc	1/19/2007	
170	K & A Mutual Associates Inc.	1/23/2007	
171	K5 Contruction	1/24/2007	
172	Dole Fresh Fruit	1/25/2007	
173	New Haven, City of	1/25/2007	
174	Wille Brother Company	1/25/2007	
175	Baltimore Gas & Electric Company	1/26/2007	
176	Emergency Radio Services Inc. 2	1/29/2007	

Appendix 8
Summary of Stage 1 FRAs that have Closed, as of March 31, 2017

Stage 1 FRAs			
	Deal Name	TA Completion Certification Receipt Date	Deal Count
177	KLL Wireless, INC	1/29/2007	
178	Adler, Philip	2/1/2007	
179	William A. Hazel	2/2/2007	
180	Stoller Construction	2/5/2007	
181	Frederick County, MD Board of Education	2/8/2007	
182	R. W. Miller & Sons Inc	2/8/2007	
183	Frederick County, MD	2/9/2007	
184	Frontier Radio	2/12/2007	
185	Aggregate Inc.	2/15/2007	
186	Caterpillar	2/15/2007	
187	Joseph J Albanese Inc	2/15/2007	
188	Brenner, Jerry	2/21/2007	
189	JTE Enterprises	2/21/2007	
190	Insight Communications Midwest LLC	2/26/2007	
191	Mary Ellen Brewer (Lundy)	2/26/2007	
192	Nevada Ready Mix II	2/27/2007	
193	Sonoma County, CA	3/1/2007	
194	WP Company LLC	3/2/2007	
195	Lockheed Martin Corporation	3/6/2007	
196	Sprague, Town of	3/6/2007	
197	Chaney Enterprises (2)	3/8/2007	
198	County of Ocean New Jersey	3/15/2007	
199	Glastonbury Police Department	3/15/2007	
200	Praire Group Inc.	3/15/2007	
201	Radon - Norcom	3/15/2007	
202	Soundview Spectrum, LLC	3/15/2007	
203	Hawaii, State of	3/16/2007	
204	Metro Electronics	3/16/2007	
205	Rhode Island, State of	3/20/2007	
206	Meriden, City of	3/21/2007	
207	XW LLC #2 (swap)	3/21/2007	
208	Mirage Resorts Inc.	3/26/2007	
209	Gerawan Farming (Re-band)	3/27/2007	
210	Horizon Mobile Communications Inc.	3/29/2007	
211	Trenton, City of	4/6/2007	
212	Montgomery Shuttle	4/11/2007	
213	Central Bucks School District	4/13/2007	
214	Motient (Deal I - L120)	4/17/2007	
215	First Student, Inc.	4/19/2007	
216	Motorola (2)	4/20/2007	
217	Durham School services - CHI, IL	5/1/2007	
218	Durham School services - PHI, PA	5/1/2007	
219	Durham School Services - North CA	5/1/2007	
220	Sun Cab Inc dba Nellis Cab Company	5/11/2007	
221	PG & E (Re-Band)	5/15/2007	
222	Pennington, Agnes	5/15/2007	
223	Adams, Don Jr.	5/17/2007	
224	Anderson, Glen	5/18/2007	
225	Durham School Services - Decatur, IL	5/23/2007	
226	Rheins, Joy 2	5/23/2007	
227	Townsend Booth	5/23/2007	
228	Hudson General -NY	5/24/2007	
229	Colorado, State of (L-120)	5/30/2007	
230	Vectren Corporation/ Indiana Gas Co. Inc.	5/31/2007	
231	New York Communications Company Inc.	6/1/2007	
232	O'Hare Midway Limousine Svcs, Inc.	6/4/2007	
233	Cumberland, County of	6/5/2007	
234	Reilly, Phillip	6/5/2007	
235	Cohen, Eliahu	6/11/2007	

Appendix 8
Summary of Stage 1 FRAs that have Closed, as of March 31, 2017

Stage 1 FRAs			
	Deal Name	TA Completion Certification Receipt Date	Deal Count
236	Orosz, Joseph Rebanding	6/11/2007	
237	Hernandez, David A	6/12/2007	
238	Olde City Taxi Coach Association, Inc.	6/14/2007	
239	RCMH Car Company, Inc. 2	6/14/2007	
240	Ragan Communications, Inc #3 (swap)	6/22/2007	
241	David Whiteside	6/26/2007	
242	Ready Mixed Concrete Company	6/26/2007	
243	Bethlehem, City of	6/27/2007	
244	Cure Brothers	6/28/2007	
245	Desilva Gates Const.	7/2/2007	
246	Mora, Albert	7/2/2007	
247	Academy Express	7/10/2007	
248	Thelen Sand & Gravel Inc	7/10/2007	
249	Illinois Power Company	7/12/2007	
250	RSK World, Inc. Rebanding	7/17/2007	
251	VCF Inc.	7/24/2007	
252	John E Sola Estate	7/25/2007	
253	ANAT, LLC Rebanding	8/31/2007	
254	Egg Harbor, Township of	9/7/2007	
255	Atlantic, County of	10/3/2007	
256	Browning Ferris Industries, Inc. 2005	10/3/2007	
257	Montgomery, County of 2005	10/24/2007	
258	York Cable Television	10/24/2007	
259	Union, County of	10/25/2007	
260	PCS Communications	11/19/2007	
261	Craig Antenna Service 2	12/20/2007	
262	Ray's Radio #2	1/11/2008	
263	DuPage, County of	1/14/2008	
264	Nevada Ready Mix	1/15/2008	
265	Johnson, County of	1/31/2008	
266	MCM Construction # 2 Swap	2/20/2008	
267	Township of Berkeley	3/10/2008	
268	Murray City Power Department	3/13/2008	
269	Redland Genstar Inc.	3/25/2008	
270	Peltzer Farm Management, Inc.	3/31/2008	
271	Harris Communications / A-1-A TA Inc.	4/14/2008	
272	Hudson, County of	4/24/2008	
273	Peco Energy Company	4/29/2008	
274	Hale, Robert	5/6/2008	
275	Chesterfield County, VA	5/9/2008	
276	Laidlaw Transit	5/20/2008	
277	Myers + Brown # 6	5/27/2008	
278	United Communications Co	5/27/2008	
279	Virginia Commonwealth of DMV	5/27/2008	
280	Virginia, Commonwealth of - CNU	5/27/2008	
281	Wireless US, LLC	6/10/2008	
282	Concord Body Repair LLC	6/11/2008	
283	Computer Car Inc.	6/30/2008	
284	Anheuser Busch Wave 1	7/16/2008	
285	Quicksilver Express Courier	8/8/2008	
286	Ocean City, Town of	10/1/2008	
287	United Illuminating Company	10/14/2008	
288	Illinois Cooperative Association, INV #4	10/23/2008	
289	Myers Brothers Inc	10/23/2008	
290	State of Connecticut	12/4/2008	
291	Helms Brothers	1/22/2009	
292	Kuilima Resort Company Rebanding	1/22/2009	
293	Seabrook Joint Owners - Rebanding	1/26/2009	
294	Fresno Unified School District	2/2/2009	

Appendix 8
Summary of Stage 1 FRAs that have Closed, as of March 31, 2017

Stage 1 FRAs			
	Deal Name	TA Completion Certification Receipt Date	Deal Count
295	Ameren Services Company	2/16/2009	
296	Regency Cab Inc.	3/5/2009	
297	Roanoke, County of (VA)	4/7/2009	
298	Chevron USA Inc	5/6/2009	
299	MARYLAND, STATE OF- MDOT- MAA	5/6/2009	
300	Charter, Tom or Perry DBA - T&P Farms	5/21/2009	
301	Essex, County of	5/21/2009	
302	Mashpee, Town of	5/21/2009	
303	New Jersey Turnpike Authority	5/21/2009	
304	Roy Street Enterprises Inc.	5/21/2009	
305	Sandwich, Town of	5/21/2009	
306	California State Auto Assn.	5/29/2009	
307	G & P Communications	6/12/2009	
308	Smith, Michael D	6/22/2009	
309	Susquehanna Township	6/24/2009	
310	Passaic, City of	6/29/2009	
311	Fresno Mobile Radio	7/17/2009	
312	Ledgemere- Maine	7/17/2009	
313	Lectracom, Inc. 2	8/4/2009	
314	FOB Inc.	9/1/2009	
315	Norfolk, City of	9/1/2009	
316	Manassas, City of	9/22/2009	
317	Maryland, State of - Rebanding	9/22/2009	
318	Portland, City of	10/8/2009	
319	WCCCA	10/12/2009	
320	City Pic Corporation	10/20/2009	
321	Tarco Inc.	10/28/2009	
322	Bristol, County of (MA)	11/6/2009	
323	Radio Services Inc	11/11/2009	
324	Bourne, Town of	12/1/2009	
325	Colmar Fire Company	1/6/2010	
326	Mobile Telephone & Paging #2	3/8/2010	
327	La Rue Communications	3/15/2010	
328	New Jersey, State of	4/14/2010	
329	Pataco, Nancy 2	5/11/2010	
330	Cambridge, City of (MA)	6/25/2010	
331	Western Messenger Service Inc.	8/13/2010	
332	Industrial Communications Co	8/16/2010	
333	Consolidated Edison Company of New York, Inc.	12/9/2010	
334	Henrico County Public Schools VA	12/14/2010	
335	Island SMR # 4 (re-band)	2/28/2011	
336	Telebeeper Continental US EA Swap	8/16/2011	
337	Baltimore, County of	2/20/2012	
338	Reading, City of (2)	4/12/2012	
339	Commonwealth of Massachusetts	1/22/2013	
340	Richmond, City of VA	1/29/2013	
341	Suffolk, City of	8/7/2013	
342	Allen Wireless Group 1	1/8/2014	
343	Slater Communication & Electronic # 2	1/15/2014	
344	Chicago, City of (PAWS DATA)	2/11/2014	
345	Mobile Relay Associates	3/11/2014	
346	SEPTRAN 2	10/22/2014	
347	WASHINGTON, STATE OF	3/30/2015	
348	Montgomery, County of	4/24/2015	
349	Newport News, City of	12/2/2015	
350	Virginia Beach, City of (Stage 1)	2/22/2016	
351	DISTRICT OF COLUMBIA, DC (MW-COG)	5/18/2016	
	Subtotal FRA count for Wave 1		351

Appendix 8
Summary of Stage 1 FRAs that have Closed, as of March 31, 2017

Stage 1 FRAs			
	Deal Name	TA Completion Certification Receipt Date	Deal Count
Wave 2			
1	Idaho Supreme Potatoes	1/3/2006	
2	Maplewood, City of	1/3/2006	
3	Raft River Rural Electric Corp	1/6/2006	
4	Zenk, John	1/10/2006	
5	Lees Summit Board of Education	1/17/2006	
6	Nebco Inc.	2/27/2006	
7	Electronic Specialties, Inc	3/8/2006	
8	Lyondell Citgo	3/27/2006	
9	McMahon, Eric	4/15/2006	
10	First Student, Inc.	4/17/2006	
11	Fischer, Craig D	4/21/2006	
12	Steier, Tim	4/24/2006	
13	Metro Communications LLC	4/27/2006	
14	Seba Bros Farms Inc	4/27/2006	
15	Triple D Communications Inc	4/27/2006	
16	Hewlett Packard Company Inc.	5/5/2006	
17	Malavia, Jim	5/9/2006	
18	Mid Tennessee third Mobile	5/9/2006	
19	Battles Communications 2	5/15/2006	
20	Cox Communications - Wichita, KS	5/15/2006	
21	Minnesota, State of	5/15/2006	
22	Radioland Inc.	5/15/2006	
23	Smith, Eleanor (2)	5/18/2006	
24	Best D & D	5/19/2006	
25	Stinnett Heater Treater Repairs	5/24/2006	
26	Epperson, Jimmy A.	5/25/2006	
27	Graybill Electronics Inc.	5/26/2006	
28	Myers, L E	6/2/2006	
29	J Lee Milligan	6/6/2006	
30	Melba School District 136	6/6/2006	
31	Roadrunner Transportation	6/6/2006	
32	Boyar, Chris	6/9/2006	
33	Holsum Bakers Inc DBA Caprock Communications	6/9/2006	
34	Pine Bluff, City of, AR	6/16/2006	
35	Kenton County Airport Board	6/19/2006	
36	Minneapolis, City of	6/20/2006	
37	Houston 900 Network	6/23/2006	
38	Hopkins, Terry	6/27/2006	
39	Balis, Gregory K	6/28/2006	
40	Wood Communications 2	6/28/2006	
41	Douglas E Morris Profit Sharing Trust	6/29/2006	
42	Scott Strouts DBA AMC Taxi	7/5/2006	
43	Ashland Construction Communications	7/6/2006	
44	Butler, Edward	7/6/2006	
45	West Central Communications 2	7/12/2006	
46	North Kansas City, City of (School District)	7/13/2006	
47	TFM Comm Inc.	7/13/2006	
48	Fred Weber Inc.	7/19/2006	
49	Estate of Joseph C Thames	7/21/2006	
50	Allied Services LLC	7/26/2006	
51	Herby, John	7/27/2006	
52	Alperowitz, Francine	7/28/2006	
53	Leonardt, Bruno	8/1/2006	
54	Champion Communications Services	8/3/2006	
55	Johnson, Christian	8/3/2006	
56	Frontier El Dorado Refining	8/4/2006	
57	Telebeep Inc.	8/4/2006	
58	Williamstown, City of	8/7/2006	

Appendix 8
Summary of Stage 1 FRAs that have Closed, as of March 31, 2017

Stage 1 FRAs			
	Deal Name	TA Completion Certification Receipt Date	Deal Count
59	21st Century Wireless (L120 Rebanding)	8/9/2006	
60	Molitor Farms Inc	8/9/2006	
61	Bellar Communications Co	8/14/2006	
62	Ames Construction Inc.	8/15/2006	
63	Davis Jr, Clifton	8/15/2006	
64	Craighead, County of AR	8/16/2006	
65	Herby, Martha A	8/16/2006	
66	Stier Transportation Services Inc.	8/18/2006	
67	Co Op Agriculture Center	8/24/2006	
68	Miller, Cleo	8/24/2006	
69	Minnesota Mobile Telephone	8/24/2006	
70	City of Dakota Dunes	8/28/2006	
71	Lehman Roberts	9/15/2006	
72	Watowwan Farm Service	9/27/2006	
73	Hearthstone Enterprises Inc	10/3/2006	
74	Gateway Wireless Services 3	10/4/2006	
75	AVR Inc.	10/6/2006	
76	Airtel Wireless, LLC	10/12/2006	
77	Michael Howell	10/12/2006	
78	Action Radio & Communications INC	10/23/2006	
79	Aeronautical Radio Inc	10/27/2006	
80	Richardson, TX City of	10/30/2006	
81	Hopkins, City of	10/31/2006	
82	Crittenden County, AR	11/1/2006	
83	Schmidtke, Dave	11/1/2006	
84	Midwest City	11/2/2006	
85	Raabe, Richard	11/8/2006	
86	C & W Comm (Steve Gill)	11/9/2006	
87	John Knox Village	11/10/2006	
88	Athens Utilities Board, TN	11/17/2006	
89	C S Leasing	11/27/2006	
90	Dallas County, TX	11/27/2006	
91	Aeronautical Radio - MS	11/29/2006	
92	American Red Cross	12/1/2006	
93	Eastman Chemical Company	12/1/2006	
94	Union Carbide Corp	12/8/2006	
95	Mustang, City of, OK	12/15/2006	
96	Bismark, City of	12/27/2006	
97	Chattanooga SMR Inc	1/3/2007	
98	County Douglas - KS	1/3/2007	
99	Griffin, Bryan	1/3/2007	
100	Callahan Tower Joint Venture	1/5/2007	
101	Curtis Well Servicing	1/10/2007	
102	Corey Seppmann Well Drilling	1/17/2007	
103	W G Block Co	1/17/2007	
104	Xcel Energy Services Inc	1/18/2007	
105	Brush, Peter	2/1/2007	
106	Anchorage, City of	2/5/2007	
107	Gem State	2/5/2007	
108	Cemstone Products Company	2/7/2007	
109	Snyder, Kenneth C.	2/8/2007	
110	Sater, Gary N.	2/12/2007	
111	Mattson Well Company	2/19/2007	
112	Crescent, The	2/26/2007	
113	Ebenhyoh, Daniel	2/26/2007	
114	Electronic Engineering Co. 3	2/26/2007	
115	Occidental Permian LTD	2/26/2007	
116	Holes Inc	2/27/2007	
117	Gerbus Bros Construction Co	2/28/2007	

Appendix 8
Summary of Stage 1 FRAs that have Closed, as of March 31, 2017

Stage 1 FRAs			
	Deal Name	TA Completion Certification Receipt Date	Deal Count
118	SP100 South 5th Street LLC & SP150 South Street	3/5/2007	
119	SR Communications Associates	3/6/2007	
120	Alpha Wireless Communications Inc.	3/13/2007	
121	Wenner Farms	3/14/2007	
122	Hennepin County	3/15/2007	
123	Northwest Airlines	3/15/2007	
124	Young, Chris: Paschall, Larry A	3/15/2007	
125	Boulder AG	3/20/2007	
126	Charleston Housing	3/22/2007	
127	Green Isle Countryside Farms	3/28/2007	
128	JP Jenkins, Inc.	3/28/2007	
129	Comm Center /Phoenix Distributing	4/3/2007	
130	Atofina Petrochemicals Inc	4/9/2007	
131	W A Ellis Construction Company	4/9/2007	
132	Sebastian, County of, AR	4/13/2007	
133	G & D Communications	4/19/2007	
134	Intermountain Communications of Southern Idaho Inc. #6	5/2/2007	
135	Berry Hill, City of	5/14/2007	
136	Durham School Services - MO	5/14/2007	
137	Raymer, Joe R	5/17/2007	
138	Minnesota, State of - Dept. of Corrections	5/18/2007	
139	Ford Communications	5/24/2007	
140	JRJ Paving	5/24/2007	
141	Leavenworth, County of, KS	6/4/2007	
142	Chevron Phillips Chemical Co LP	6/7/2007	
143	Main Street Partners	6/7/2007	
144	Challenger Construction INC.	6/11/2007	
145	Grant County, AR	6/11/2007	
146	A Communications LLC	6/12/2007	
147	Aldredge, RW:Kay, AP:Weishuhn G	7/2/2007	
148	Hertz Rent A Car	7/2/2007	
149	Lexington Fayette Urban County Government	7/5/2007	
150	MO ARK Communications Inc.	7/10/2007	
151	Airport Fast Park	7/23/2007	
152	Bass Enterprises Construction Company	7/23/2007	
153	Central Communications & Electronics	7/26/2007	
154	Bridgeport Tank Trucks	8/15/2007	
155	Gladstone, City of	8/24/2007	
156	Peacock, John F	8/24/2007	
157	Bliss, Robert D	10/10/2007	
158	Baptist Medical System	10/17/2007	
159	Hillard, Harold 2	10/17/2007	
160	Laidlaw (Wave 2 and 4)	10/18/2007	
161	Capital Aggregates Inc	10/23/2007	
162	Meek,Larry (Rebanding)	10/23/2007	
163	City of Derby	11/16/2007	
164	Septran, Inc.	12/12/2007	
165	Grays Knob Coal Co	1/10/2008	
166	Denton, City of	1/14/2008	
167	Self Radio, Inc. and Self Brothers Oil Company	2/18/2008	
168	Sedgwick, County of, KS	2/19/2008	
169	Kansas, State of	3/10/2008	
170	Entergy	3/14/2008	
171	Mobil Oil Telcom LTD	3/21/2008	
172	Mid American Energy Company	4/29/2008	
173	Anheuser Busch	5/5/2008	
174	Covington, City of	5/27/2008	
175	Levake, Martin 2005	5/27/2008	
176	WASTE CONNECTIONS OF TENNESSEE	6/10/2008	

Appendix 8
Summary of Stage 1 FRAs that have Closed, as of March 31, 2017

Stage 1 FRAs			
	Deal Name	TA Completion Certification Receipt Date	Deal Count
177	Quicksilver Express Courier	7/16/2008	
178	Burkhardt, Phillip	7/17/2008	
179	CenterPoint Energy Gas Transmission	8/7/2008	
180	Pitcock and Williams	10/1/2008	
181	First Digital Holdings LLC	10/20/2008	
182	Conway, City of, AR	10/21/2008	
183	Conduff, Archie	11/18/2008	
184	ConocoPhillips Communications Inc.	12/19/2008	
185	McClellan, Odis	5/21/2009	
186	Williamson, Bruce (EA & Site License)	5/29/2009	
187	Adler, Susan	7/16/2009	
188	Duke Energy (rebanding)	7/17/2009	
189	Gulf Coast Electronics	7/17/2009	
190	Rainbow Taxi Corp	7/28/2009	
191	Hamilton, County of, TN	8/1/2009	
192	Fayette, County of	9/1/2009	
193	Cincinnati, City Of, OH	10/20/2009	
194	Gossett, Ron and Barbara	11/9/2009	
195	Enogex	11/10/2009	
196	CenterPoint Energy, Inc.	12/30/2009	
197	Morgan, William A	1/26/2010	
198	Arlington ISD	1/28/2010	
199	Houston ISD	2/18/2010	
200	Brandywine	4/27/2010	
201	Aquila Inc	5/17/2010	
202	Hare, Gregory	10/21/2010	
203	Cartwright Communication Technology, Inc.	11/23/2010	
204	Western Communications ESMR EA Swap	1/21/2011	
205	Allen Wireless Group II - Wave 2	11/9/2011	
206	CHATTANOOGA, CITY OF, TN	2/23/2015	
	Subtotal FRA count for Wave 2		206
Wave 3			
1	Cargill Juice North America, Inc.	1/3/2006	
2	Time Warner Entertainment-Advance/Nethouse Partnership	3/29/2006	
3	North Communications of PR	5/10/2006	
4	Curry and Company Plumbing	5/11/2006	
5	Wilemon, Jerry W	5/17/2006	
6	Highland Wireless Services, L.L.C.	5/23/2006	
7	Boulware, Winston	6/20/2006	
8	Rodd Electronics Contract	6/29/2006	
9	Ben Hill Griffin	7/11/2006	
10	Modern Communications of Greenville Mississippi	7/11/2006	
11	Shreveport Communications	7/11/2006	
12	Quadratics Inc.	7/14/2006	
13	Bright House Networks, LLC	7/19/2006	
14	Houston County of AL	7/21/2006	
15	Fulk, Gray L.	7/26/2006	
16	Lykes Brothers Inc	8/1/2006	
17	Byrd, Alan P	8/3/2006	
18	Ingram Grove Service Inc	8/9/2006	
19	Tri Co Communications	8/10/2006	
20	Gastonia, city of , NC	8/15/2006	
21	Louisburg, Town of, NC	8/15/2006	
22	Mears Destination Services	8/15/2006	
23	Morganton, City of, NC	8/28/2006	
24	Ashford, City of, AL	8/30/2006	
25	Supershuttle International	9/6/2006	
26	White, James	9/8/2006	
27	AFLAC	9/15/2006	

Appendix 8
Summary of Stage 1 FRAs that have Closed, as of March 31, 2017

Stage 1 FRAs			
	Deal Name	TA Completion Certification Receipt Date	Deal Count
28	Waters Brothers Contracting	9/15/2006	
29	Buddys Phone Patching Inc.	9/20/2006	
30	State Farm Mutual Automobile Insurance Co (3)	9/27/2006	
31	Oxford, City of, NC	10/6/2006	
32	Rabalais Jr, Ronald J	10/11/2006	
33	BJM and Associated Inc	10/17/2006	
34	CellSMR South Inc	10/17/2006	
35	Saint Joseph Hospital INC	10/17/2006	
36	Wireless Technology Equipment Company Inc	10/27/2006	
37	Two Way Communications, Inc. LA	11/2/2006	
38	Woodard Communications Corporation	11/8/2006	
39	Waste Services of Florida	11/17/2006	
40	Everglades Communications Inc	11/20/2006	
41	Charlotte, City of, NC	11/21/2006	
42	Tampa Electric Company	11/21/2006	
43	Action Community Center	11/27/2006	
44	Washington, County of, FL	11/27/2006	
45	Tallulah, City of, LA	11/29/2006	
46	Madison, Parish of, LA	11/30/2006	
47	Vestavia Hills, City Of, AL	12/6/2006	
48	CNF Transportation Inc.	12/8/2006	
49	Patterson Communications & Electronics	12/11/2006	
50	Tallapoosa, County Of, AL	12/11/2006	
51	Haralson, County Of, GA	12/13/2006	
52	Jack M Berry Inc.	12/13/2006	
53	ARC TRANSIT INC	12/15/2006	
54	Electronic Maintenance Company	12/19/2006	
55	Hattiesburg-Laurel Regional Airport Authority, MS	12/27/2006	
56	Perry, County of	12/27/2006	
57	Florida, State of - Ranger Drainage District	12/28/2006	
58	S C Department Of Mental Health, SC	1/3/2007	
59	Columbus, City of, GA	1/17/2007	
60	FLOYD HEALTHCARE MANAGEMENT INC DBA FLOYD MEDICAL CENTER	1/17/2007	
61	Horn Lake, City of, MS	1/18/2007	
62	GWINNETT, COUNTY OF, GA	1/30/2007	
63	Louisiana Transit Company Inc.	1/30/2007	
64	Palm Beach County Solid Waste Authority	1/31/2007	
65	Donn Barr - Virgin Islands	2/2/2007	
66	North Carolina, State of - DOC	2/2/2007	
67	Neighborhood Care Network, Inc.	2/12/2007	
68	Alpharetta, City of, GA	2/15/2007	
69	Sugar Cane Growers	2/15/2007	
70	United States Sugar Corporation	2/15/2007	
71	Gaston, County of, NC	2/21/2007	
72	Monroe - Southern	2/22/2007	
73	M. E. Diversified Electronics, Inc	2/23/2007	
74	Purser, Mark	2/26/2007	
75	Florida Hospital	2/27/2007	
76	LAWRENCEVILLE, CITY OF, GA	2/27/2007	
77	Whitley's Communications Service	3/1/2007	
78	Anderson, City Of, SC	3/2/2007	
79	Sunstate Communications Inc	3/2/2007	
80	Lantana, Town of, FL	3/5/2007	
81	Micro Technology Southeast	3/5/2007	
82	Re Max Agents Realty Inc	3/5/2007	
83	SAINT PETERSBURG, CITY OF, FL	3/5/2007	
84	Pineville, Town of, NC	3/12/2007	
85	Federal Express Corporation	3/13/2007	
86	Palm Beach, County of, FL	3/15/2007	

Appendix 8
Summary of Stage 1 FRAs that have Closed, as of March 31, 2017

Stage 1 FRAs			
	Deal Name	TA Completion Certification Receipt Date	Deal Count
87	High Tech Communications Services Inc	3/16/2007	
88	City of Wilson	3/20/2007	
89	Shaw Industries Inc	3/21/2007	
90	NORTH CAROLINA, STATE OF	3/23/2007	
91	Cameron, Parish Of, LA	3/26/2007	
92	Richland, City of, MS	3/26/2007	
93	Dothan City Schools	3/27/2007	
94	Huntsville Radio Service	3/27/2007	
95	Martha Herby - Virgin Islands	3/27/2007	
96	Mississippi DOT	3/27/2007	
97	State Farm Mutual Automobile Insurance Companies	3/27/2007	
98	Desoto, County of, FL	3/28/2007	
99	Gainesville, City of, GA	3/30/2007	
100	Roswell, City of, GA	4/2/2007	
101	Communications Leasing Corp	4/3/2007	
102	HARDRIVES OF DELRAY INC	4/6/2007	
103	Alabama, University of	4/16/2007	
104	Forest Park, City Of, GA	4/19/2007	
105	SNELLVILLE, CITY OF, GA	4/19/2007	
106	APM Terminals North America	5/14/2007	
107	Sea Coast Communications Inc	5/14/2007	
108	Central Florida Regional Transportation Authority	5/15/2007	
109	Chatco Communications	5/17/2007	
110	Lakeland, City Of, FL	5/17/2007	
111	Consolidated Freightways Corporation	6/1/2007	
112	Palm Springs, Village of, FL	6/19/2007	
113	Columbus City of - Medical Center	7/2/2007	
114	Decatur, City of, GA	7/10/2007	
115	BRUNS & MC KENNA 2 INC	7/12/2007	
116	North Sight Communications, INC.	7/12/2007	
117	CONCRETE SUPPLY COMPANY	7/16/2007	
118	GLYNN, COUNTY OF, GA	7/18/2007	
119	Chattaway, Paul S	7/25/2007	
120	Vincent, Perry	7/25/2007	
121	Carroll, County Of, GA	7/26/2007	
122	Tower Communications, Inc	7/26/2007	
123	MC DONALD CONSTRUCTION CORPORATION	7/31/2007	
124	CORAL SPRINGS, CITY OF, FL	8/6/2007	
125	Orange City, Of, FL	8/6/2007	
126	SUMITOMO LIFE REALTY NY INC	8/6/2007	
127	South Sales Communications Inc	8/6/2007	
128	MECKLENBURG, COUNTY OF, NC	8/13/2007	
129	Rutherford Electric Membership Corp	8/13/2007	
130	Two Way Radio of Carolina	8/13/2007	
131	C & S Communications INC	8/15/2007	
132	Terrebonne Parish, LA	8/15/2007	
133	OGLETHORPE POWER CORP	8/24/2007	
134	Gunby Communications Inc.	9/4/2007	
135	University of West Florida	9/4/2007	
136	COLUMBUS, CITY OF, MS	9/5/2007	
137	VoiceLink Communications, Inc.	9/7/2007	
138	MIAMI SHORES, VILLAGE OF, FL	9/12/2007	
139	Amoco Oil Company	9/13/2007	
140	Miami Springs, City of, FL	9/14/2007	
141	ATLANTA, CITY OF, GA	9/18/2007	
142	BCW INC	9/18/2007	
143	Bushnell, City of FL / Bushnell Utility Company Inc	9/25/2007	
144	COLLINS, ROLAND	10/3/2007	
145	PINELLAS, COUNTY OF, FL	10/8/2007	

Appendix 8
Summary of Stage 1 FRAs that have Closed, as of March 31, 2017

Stage 1 FRAs			
	Deal Name	TA Completion Certification Receipt Date	Deal Count
146	GAINESVILLE, CITY OF, FL	10/16/2007	
147	MEDLEY, TOWN OF, FL	10/16/2007	
148	Carroll County Water Authority, GA	10/22/2007	
149	Orange, County of, FL	10/23/2007	
150	PALM BEACH, TOWN OF, FL	10/25/2007	
151	Car Comm / End of Line	12/7/2007	
152	Coastal SMR/ARC	12/20/2007	
153	JACKSON INTERNATIONAL AIRPORT AUTHORITY, MS	2/11/2008	
154	GREATER ORLANDO AVIATION AUTHORITY, FL	2/27/2008	
155	Wireless Services of Puerto Rico Inc	3/11/2008	
156	Targa Midstream Services Limited Partnership	3/24/2008	
157	DAPHNE, CITY OF, AL	4/2/2008	
158	Richard Raabe - Virgin Islands & PR	4/7/2008	
159	John Herby - VI	4/11/2008	
160	Florida, State of - State Attorney	4/14/2008	
161	LAUDERHILL, CITY OF, FL	4/14/2008	
162	Monsanto Company	4/18/2008	
163	TIFT, COUNTY OF, GA	4/18/2008	
164	Fayette, County of, GA	4/22/2008	
165	CHATHAM, COUNTY OF, GA	4/23/2008	
166	Mac Bee Harvesting Inc	5/5/2008	
167	LAMAR, COUNTY OF, MS	5/9/2008	
168	Clyde W Sell - PR	5/19/2008	
169	MOSS POINT, CITY OF, MS	5/27/2008	
170	Mead Coated Board Inc	6/10/2008	
171	Wackenhut Corporation	6/10/2008	
172	Exxon Communications Company	6/23/2008	
173	Florida, State of - DOC	8/14/2008	
174	MERIDIAN, CITY OF, MS	9/2/2008	
175	Chevron USA Mississippi	10/2/2008	
176	George W Garland - Virgin Islands & PR	10/16/2008	
177	COCONUT CREEK, CITY OF, FL	10/31/2008	
178	Fulton, County of, GA	12/2/2008	
179	MACON, CITY OF, GA	12/2/2008	
180	FCCA LLC	12/15/2008	
181	Jupiter Town, of, FL	1/30/2009	
182	MIAMI, CITY OF, FL	2/17/2009	
183	THOMAS, COUNTY OF, GA	2/17/2009	
184	Carolina Telephone and Telegraph Company	2/23/2009	
185	Hillsborough, County Of, FL	3/23/2009	
186	FLORIDA MOBILE TELECOM INC	3/24/2009	
187	Mountain Park, City of, GA	3/30/2009	
188	CONYERS, CITY OF, GA	5/21/2009	
189	OPELOUSAS, CITY OF, LA	5/21/2009	
190	CAPE CORAL, CITY OF, FL	6/1/2009	
191	MEMORIAL MEDICAL CENTER INC	6/12/2009	
192	RCS Communications EA Swap	6/15/2009	
193	BROWARD, COUNTY OF, FL	7/1/2009	
194	PEACHTREE CITY, CITY OF, GA	7/8/2009	
195	Solutia Reinstatement	7/28/2009	
196	WINTER GARDEN CITRUS GROWERS ASSN	8/1/2009	
197	Solutia	8/7/2009	
198	Durham City of	8/18/2009	
199	MIDFIELD, CITY OF, AL	9/8/2009	
200	MYRTLE BEACH COMMUNICATIONS INC	9/17/2009	
201	RUCKERT, BRUCE	10/2/2009	
202	Miami-Dade, County of, FL	10/6/2009	
203	CARY, TOWN OF, NC	11/3/2009	
204	JACKSONVILLE, CITY OF, FL	11/10/2009	

Appendix 8
Summary of Stage 1 FRAs that have Closed, as of March 31, 2017

Stage 1 FRAs			
	Deal Name	TA Completion Certification Receipt Date	Deal Count
205	FedEx Atlanta Expansion Band	1/4/2010	
206	Duke Energy Company - Rebanding	1/19/2010	
207	Walton EMC Atlanta Expansion Band	2/18/2010	
208	CORAL GABLES, CITY OF, FL	3/19/2010	
209	BAPTIST HOSPITAL 1	4/6/2010	
210	HOUSTON, COUNTY OF, GA	4/27/2010	
211	Florence-Lauderdale EMA, AL	5/13/2010	
212	GEORGIA, STATE OF	5/25/2010	
213	Ocala, City of, FL Ph 1	7/15/2010	
214	Juno Beach, Town of, FL	7/16/2010	
215	HERNANDO, COUNTY OF, FL	8/17/2010	
216	Scana PH II EA swap	8/19/2010	
217	Bigbie Electronics Inc	9/22/2010	
218	ARINC Atlanta Expansion Band	11/8/2010	
219	Carroll EMC Atlanta Expansion Band	11/16/2010	
220	Santa Rosa, County of, FL	12/21/2010	
221	MARTIN, COUNTY OF, FL	1/19/2011	
222	Anheuser Busch Atlanta Expansion Band	8/16/2011	
223	Palm Beach County School Police	10/5/2011	
224	Allen Wireless Group	11/9/2011	
225	Putnam, County of, FL	11/11/2011	
226	Coweta Fayette EMC Atlanta Expansion Band	12/13/2011	
227	WALTON, COUNTY OF, GA	2/24/2012	
228	ROCKDALE, COUNTY OF, GA	3/5/2012	
229	SCANA-REDI-equip only	6/4/2012	
230	GREENSBORO, CITY OF, NC	8/30/2012	
231	CITRUS, COUNTY OF, FL	9/19/2012	
232	BOCA RATON, CITY OF, FL	9/27/2012	
233	SANIBEL, CITY OF, FL	10/18/2012	
234	BREVARD, COUNTY OF, FL	10/22/2012	
235	SEMINOLE, COUNTY OF, FL	2/4/2013	
236	WEST PALM BEACH, CITY OF, FL	4/15/2013	
237	Consolidated Government of Columbus, GA	8/12/2013	
238	VAUGHAN, RAY J	9/10/2013	
239	Myrtle Beach Communications II	1/29/2014	
240	JONES, COUNTY OF, MS	4/23/2014	
241	MANATEE, COUNTY OF, FL	7/22/2015	
242	Preferred Aquisitions & Communications	11/20/2015	
243	Florida, State of	12/16/2015	
244	Florida, State of - Channel 96	12/16/2015	
245	PASCO, COUNTY OF, FL	7/11/2016	
	Subtotal FRA count for Wave 3		245
Wave 4			
1	J.R. Simplot Company	12/23/2005	
2	Johnson, Harold L #3	3/27/2006	
3	Keller, Mike L.	4/27/2006	
4	Josh Klassen Inc.	6/1/2006	
5	Wulf, Barbara J # 2 (swap)	6/2/2006	
6	Hopkins, Terry (800 Rebanding)	6/6/2006	
7	Kronenfeld, Mark	7/12/2006	
8	Kronenfeld, Kurt #2 (Swap)	7/25/2006	
9	Schatzlein, David A. #2	8/1/2006	
10	Sims, Vicki	9/15/2006	
11	Chingas, Joseph	9/18/2006	
12	Kuhn, Dale F:Kuhn, Trenton DBA Kuhns Network	9/19/2006	
13	Middlesex, Township of, PA	9/20/2006	
14	Rizzo, Alice P.	11/9/2006	
15	Rehoboth Mckinley Christian Hospital	12/6/2006	
16	Batelle Memorial Institute Inc, WA	1/30/2007	

Appendix 8
Summary of Stage 1 FRAs that have Closed, as of March 31, 2017

Stage 1 FRAs			
	Deal Name	TA Completion Certification Receipt Date	Deal Count
17	Texas Communications Inc.	2/5/2007	
18	Waste Management Holdings, Inc.	2/9/2007	
19	Aksala Electronics Inc.	2/21/2007	
20	BRAUCHLE, JACK W	2/27/2007	
21	BLASDELL, JAMES A	3/5/2007	
22	ABRAHAM, KYE A	3/9/2007	
23	Pagel Partnership	3/20/2007	
24	NEW PENN MOTOR EXPRESS	3/27/2007	
25	SOUTHWEST WASHINGTON MEDICAL CENTER	3/27/2007	
26	GLEN J PETERSON AND SHIRLEY L PETERSON REVOCABLE TRUST	4/12/2007	
27	STELLER, JO ANN	4/12/2007	
28	RON MIEDEMA CEMENT CONTRACTOR INC	4/30/2007	
29	WELLMON, STEVE	4/30/2007	
30	B&M Enterprises	5/14/2007	
31	Brock, Harold:Samuel:Dorothy	5/14/2007	
32	SAMNADDA, TERRY	5/14/2007	
33	PETRIE, GLENN	5/17/2007	
34	Bumgarner, Jeffrey W	5/23/2007	
35	Gerhard, Stephen	5/23/2007	
36	SMITH, JOY L	5/25/2007	
37	Abilene, City of, TX	6/14/2007	
38	ARROW INDUSTRIES CORP	7/10/2007	
39	SPRAGUE, JO A	8/6/2007	
40	ELLIS COMPANY PARTNERSHIP	8/13/2007	
41	HAMILTON, COUNTY OF, OH	8/13/2007	
42	New York, State of - State Police/Albany Police	8/13/2007	
43	TUCKER, ALAN	8/13/2007	
44	Capital Digitronics, Inc.	8/28/2007	
45	KARY, LAVERNE E:KARY, EMIL J DBA KARY GROUP	9/14/2007	
46	Geter, Kim:Geter, Regina	10/17/2007	
47	WHITE MOUNTAIN COMMUNICATIONS INC	11/16/2007	
48	GRAND TRAVERSE, COUNTY OF, MI	11/21/2007	
49	OTTAWA, COUNTY OF, MI	12/3/2007	
50	HUMBLE, GARY:LEEPER, DEBRA	12/7/2007	
51	Skitronics EA Swap	12/20/2007	
52	KENT, COUNTY OF, MI	1/7/2008	
53	HAMILTON, CITY OF, OH	1/9/2008	
54	Specialty Corporation--Gill	1/11/2008	
55	SOMERSET, COUNTY OF, PA	3/10/2008	
56	WYCKOFF FARMS INC	3/21/2008	
57	PENN HILS, MUNICIPALITY OF, PA	3/25/2008	
58	JEFFERSON LEVEE BOARD, LA	4/14/2008	
59	Kenneth and Eva Held Trust #2 Reband 800	4/29/2008	
60	CINCINNATI LIMOUSINE SERVICE INC	4/30/2008	
61	Telebeeper Guam EA Swap	5/14/2008	
62	BOLTHOUSE FARMS INC	5/20/2008	
63	MORAINA MATERIALS CO INC	5/30/2008	
64	MESA UNIFIED SCHOOL DISTRICT NO 4, AZ	6/16/2008	
65	Anheuser Busch Wave 4	7/16/2008	
66	WESTMORELAND, COUNTY OF, PA	7/28/2008	
67	CELLSMR LICENSE HOLDINGS LLC	7/30/2008	
68	Durham School Services	8/1/2008	
69	P & R Spectrum Resources, Inc.	8/8/2008	
70	GRAND RAPIDS, CITY OF, MI	8/12/2008	
71	CONWAY SR, ROBERT J	9/23/2008	
72	Clark County, OR	10/30/2008	
73	Santa Fe, City of	11/25/2008	
74	DAYTON, CITY OF, OH	12/8/2008	
75	Aeronautical Radio - Georgia	1/22/2009	

Appendix 8
Summary of Stage 1 FRAs that have Closed, as of March 31, 2017

Stage 1 FRAs			
	Deal Name	TA Completion Certification Receipt Date	Deal Count
76	BAIRD, MICHAEL M	5/14/2009	
77	GUZZO, JOHN R	5/14/2009	
78	TRITON COMMUNICATIONS OF TEXAS LLC	6/4/2009	
79	COMMUNICATION PROFESSIONALS LTD	6/9/2009	
80	Creative Airtime Services, LLC	6/15/2009	
81	Rink, Francis	7/23/2009	
82	Rink, William	7/23/2009	
83	THIRD DISTRICT VOLUNTEER FIRE DEPARTMENT, LA	7/27/2009	
84	Rink, Michael E	7/30/2009	
85	KENNER, CITY OF, LA	8/25/2009	
86	MIAMI, TOWNSHIP OF, OH	8/25/2009	
87	Bibeau, Fernand	9/3/2009	
88	AAA ARIZONA INC	10/27/2009	
89	CITY OF PUBLIC SERVICE, TX	10/28/2009	
90	TELEBEEPER OF NEW MEXICO INC	12/4/2009	
91	DHL WORLDWIDE EXPRESS B.V.	12/14/2009	
92	SAINT JAMES, PARISH OF, LA	1/19/2010	
93	Kennedy Associates, Inc.	1/26/2010	
94	Kneupper, Kevin	1/26/2010	
95	Kneupper, Urban	1/26/2010	
96	PAPATHEOFANIS, BILL J	1/26/2010	
97	Salgot Rebanding	3/26/2010	
98	UNIVERSITY OF NEW ORLEANS, LA	4/8/2010	
99	Slidell, City of, LA	9/14/2010	
100	Allen Wireless Group - SoCo Territory	3/1/2011	
101	GOULD VOLUNTEER FIRE DEPARTMENT, LA	1/17/2012	
102	MISSISSIPPI, STATE OF	2/28/2012	
103	EAST BATON ROUGE, PARISH OF, LA	4/9/2013	
104	MAYS, MYRON	4/24/2013	
105	NEW ORLEANS, CITY OF, LA	7/30/2014	
106	Baton Rouge, City of, LA	12/4/2015	
107	Plaquemines Parish Government, LA	10/25/2016	
108	LOUISIANA, STATE OF	12/13/2016	
	Subtotal FRA count for Wave 4		108
Canadian Border Region			
1	Atlantic Communications, Inc	10/23/2009	
2	Wibe, Gary	11/25/2009	
3	Saddle Butte Towers	12/17/2009	
4	S D Warren Company	12/30/2009	
5	Great Lakes Construction Company	1/19/2010	
6	Waste Management Holdings Inc	1/19/2010	
7	Communications Source Inc	2/18/2010	
8	LONGABERGER COMPANY Rebanding	2/24/2010	
9	Ruhlin Co	3/4/2010	
10	Port Orchard Sand and Gravel	3/10/2010	
11	Trunking Plus Inc	3/16/2010	
12	Cadman, Inc	3/24/2010	
13	Tatarka, Robert	3/25/2010	
14	American Electric Power	3/30/2010	
15	Crestwood School District, OH	3/31/2010	
16	Ravenna School System, OH	3/31/2010	
17	Bush Electronics Inc	4/6/2010	
18	Shuttle Express Inc	4/9/2010	
19	City Centre Associates	4/14/2010	
20	Occidental Chemical Corporation	5/6/2010	
21	Rumford Paper Company	5/6/2010	
22	Ratchenski, Walter	5/14/2010	
23	Midwest Energy Cooperative	6/7/2010	
24	Smart Link Communications	6/14/2010	

Appendix 8
Summary of Stage 1 FRAs that have Closed, as of March 31, 2017

Stage 1 FRAs			
	Deal Name	TA Completion Certification Receipt Date	Deal Count
25	Goodyear Tire and Rubber Company	7/6/2010	
26	Domtar Industries Inc	7/13/2010	
27	Anheuser Busch Canadian Rebanding	8/23/2010	
28	Whicker, Stanley H Canadian Rebanding	9/13/2010	
29	Northern Border Pipeline Company	10/5/2010	
30	Lubrizol Corp	10/12/2010	
31	Key Center Properties, LP	10/19/2010	
32	Petes Communications Inc	10/19/2010	
33	Futronics Inc	10/27/2010	
34	Riverview School District 407, WA	10/29/2010	
35	Eastman Kodak	11/1/2010	
36	ProComm Alaska, LLC	11/9/2010	
37	Bahner, Spencer L	11/17/2010	
38	Earl Mondry & Sons	1/4/2011	
39	T & M Asphalt Paving Inc	1/5/2011	
40	Knutson, O R	1/6/2011	
41	Katahdin Paper Company LLC	2/2/2011	
42	JPJ Electronic Communications Inc	2/4/2011	
43	Gary Merlino Construction	2/28/2011	
44	North Kitsap School District 400, WA	3/15/2011	
45	Fraser Papers Limited	4/15/2011	
46	Bristol Myers Squibb Co	6/28/2011	
47	Miles Sand & Gravel Co Inc	7/8/2011	
48	APT Wireless	8/3/2011	
49	Portage Point Farms	8/29/2011	
50	Central Maine Power Company	10/7/2011	
51	Stones Mobile Radio Inc	10/7/2011	
52	Salmon Bay Sand and Gravel Co Inc	11/14/2011	
53	Information Transfer Systems	1/6/2012	
54	Federal Express Canadian Rebanding	2/24/2012	
55	ConocoPhillips Communications Inc.	4/20/2012	
56	Columbia Falls Aluminum CO LLC	5/11/2012	
57	Professional Communications Messaging Service Inc	5/23/2012	
58	Hazelton Industries Inc	7/9/2012	
59	Miller, Judith & Wayne A	8/22/2012	
60	Chrysler Corporation	9/5/2012	
61	BP West Coast Products LLC	7/24/2013	
62	Ford Communications Inc	3/11/2014	
63	FELHC Inc	9/4/2014	
64	Northwest Airlines, Inc	3/4/2015	
65	American Medical Response, Inc.	3/18/2015	
66	Spectrum Communications Inc	3/23/2015	
67	Plymouth Canton Community School Dist, MI	6/1/2015	
68	Wiztronics Inc	11/16/2015	
69	Consumers Energy Company	11/20/2015	
70	KIRO-TV, Inc.	7/8/2016	
	Subtotal FRA count for Canadian Border		70
Mexican Border			
1	Borderland Construction Company, Inc.	12/18/2014	
2	Allen Wireless Settlement Group	2/25/2015	
3	Centronix Communications	5/26/2015	
4	William R. Mc Lure	8/28/2015	
5	Key Communications, Inc. 2	11/20/2015	
6	Telebeeper Mexican Rebanding	11/23/2015	
7	SC COMMUNICATIONS	1/19/2016	
8	FONTANA UNIFIED SCHOOL DISTRICT EXT 7020, CA	2/8/2016	
9	Public Service Company of New Mexico	3/28/2016	
10	SHERIFFS POSSE OF SUN CITY INC	4/13/2016	
11	GILCOMM LLC	5/2/2016	

Appendix 8
Summary of Stage 1 FRAs that have Closed, as of March 31, 2017

Stage 1 FRAs			
	Deal Name	TA Completion Certification Receipt Date	Deal Count
12	Sutter, Cathy	5/2/2016	
13	Tucson Electric Power Company	5/2/2016	
14	COM RENTS INC	7/18/2016	
15	Cox Communications California	12/7/2016	
	Subtotal FRA count for Mexican Border		15
Total FRAs			995

Appendix 8

Summary of Stage 1 FRAs that are Pending TA Completion Certification Review, as of March 31, 2017

Stage 1 FRAs Pending TA Completion Certification Review			
	Deal Name	TA Completion Certification Receipt Date	Deal Count
Wave 1			
	Subtotal FRA count for Wave 1		0
Wave 2			
	Subtotal FRA count for Wave 2		0
Wave 3			
	Subtotal FRA count for Wave 3		0
Wave 4			
1	HOOPER, STEVEN E	7/7/2009	
	Subtotal FRA count for Wave 4		1
Canadian Border			
	Subtotal FRA count for Canadian Border		0
Mexican Border			
	Subtotal FRA count for Mexican Border		0
Total FRAs			1

Appendix 8
Summary of Stage 1 PFAs that have Closed, as of March 31, 2017

Stage 1 PFAs			
	Deal Name	TA Completion Certification Receipt Date	Deal Count
Wave 1			
1	Roanoke, County of (VA)	12/15/2006	
2	Illinois Power Company	7/12/2007	
3	Chesterfield County, VA	1/15/2008	
4	Boston, City of - Police (MA)	5/12/2008	
5	Chevron USA Inc	5/6/2009	
6	DISTRICT OF COLUMBIA, DC (MW-COG)	2/18/2010	
7	Henrico County Public Schools VA	8/17/2010	
8	WCCCA	8/27/2010	
9	Reading, City of (2)	8/30/2010	
10	Baltimore, County of	6/16/2011	
11	Richmond, City of VA	1/20/2012	
12	Virginia Beach, County of	2/6/2012	
13	Rhode Island, State of - Pre Planning	5/8/2013	
14	Seabrook - Planning Funding	5/14/2013	
15	WASHINGTON, STATE OF	3/30/2015	
16	Boston, City of	4/8/2015	
	Subtotal PFA count for Wave 1		16
Wave 2			
1	Atofina Petrochemicals Inc	12/1/2006	
2	Duke Energy (rebanding)	7/17/2009	
3	CHATTANOOGA, CITY OF, TN	1/7/2010	
	Subtotal PFA count for Wave 2		3
Wave 3			
1	BIBB, COUNTY OF, GA	4/30/2012	
2	BOCA RATON, CITY OF, FL	4/23/2008	
3	BROWARD, COUNTY OF, FL	9/1/2009	
4	CITRUS, COUNTY OF, FL	12/19/2011	
5	COCONUT CREEK, CITY OF, FL	4/17/2008	
6	Chevron USA Mississippi	9/29/2008	
7	DAPHNE, CITY OF, AL	4/29/2008	
8	DeKalb County Police Department, GA	8/29/2008	
9	Duke Energy Company - Rebanding	4/22/2008	
10	GEORGIA, STATE OF	7/13/2010	
11	GREENSBORO, CITY OF, NC	12/22/2011	
12	HERNANDO, COUNTY OF, FL	8/20/2009	
13	HOUSTON, COUNTY OF, GA	10/15/2007	
14	JONES, COUNTY OF, MS	4/14/2008	
15	LAMAR, COUNTY OF, MS	9/28/2007	
16	MANATEE, COUNTY OF, FL	8/20/2012	
17	MIAMI BEACH, CITY OF, FL	10/15/2012	
18	MORGAN, COUNTY OF, AL	3/20/2012	
19	PENSACOLA, CITY OF, FL	9/24/2010	
20	Pasco, County OF, FL	7/7/2008	
21	Rockdale County of, GA	11/10/2008	
22	TIFT, COUNTY OF, GA	5/12/2008	
23	WALTON, COUNTY OF, GA	10/21/2009	
24	WEST PALM BEACH, CITY OF, FL	7/27/2011	
	Subtotal PFA count for Wave 3		24

Appendix 8
Summary of Stage 1 PFAs that have Closed, as of March 31, 2017

Stage 1 PFAs			
	Deal Name	TA Completion Certification Receipt Date	Deal Count
Wave 4			
1	Choice Phone ESMR rebanding	12/16/2010	
2	EAST BATON ROUGE, PARISH OF, LA	6/11/2012	
3	JEFFERSON, PARISH OF, LA	7/23/2014	
4	LOUISIANA, STATE OF	5/11/2012	
5	MIAMI, TOWNSHIP OF, OH	2/25/2010	
6	MISSISSIPPI, STATE OF	7/6/2010	
7	RANKIN, COUNTY OF, MS	5/23/2011	
8	SAINT JAMES, PARISH OF, LA	7/29/2010	
9	SAINT JOHN THE BAPTIST, PARISH OF, LA	4/2/2014	
10	SLIDELL, CITY OF, LA	1/18/2008	
11	SOMERSET, COUNTY OF, PA	1/24/2008	
	Subtotal PFA count for Wave 4		11
Canadian Border Region			
1	Central Maine Power Company	5/13/2010	
2	Chrysler Corporation	9/24/2010	
3	Consumers Energy Company	3/4/2015	
4	FELHC Inc	10/10/2011	
5	Ford Communications Inc	4/11/2011	
6	The Boeing Company	10/25/2010	
7	United Telephone Company of Ohio	8/24/2012	
	Subtotal PFA count for Canadian Border		7
Mexican Border			
1	AEP Mexican Border Rebanding	8/10/2016	
2	Arizona Public Service Company	8/28/2015	
3	FONTANA UNIFIED SCHOOL DISTRICT EXT 7020, CA	8/3/2015	
4	J. Paul Getty Trust	10/8/2014	
5	Public Service Company of New Mexico	6/23/2015	
6	San Diego Transit	11/6/2015	
	Subtotal PFA count for Mexican Border		6
Total PFAs			67

Appendix 8
Summary of Stage 2 FRAs that have Closed, as of March 31, 2017

Stage 2 FRAs			
	Deal Name	TA Completion Certification Receipt Date	Deal Count
Wave 1			
1	Milwaukee Area Tech College	9/15/2006	
2	NEW ALBANY, CITY OF, IN PH II	10/2/2006	
3	BLUFFTON, CITY OF, IN PH II	1/17/2007	
4	PENDLETON, TOWN OF, IN PH II	1/17/2007	
5	BLOOMINGTON, CITY OF, IN PH II	3/15/2007	
6	WILMINGTON, CITY OF, DE PH II	3/15/2007	
7	ELWOOD, CITY OF, IN PH II	5/17/2007	
8	WALWORTH, COUNTY OF, WI PH II	7/2/2007	
9	ADAMS, COUNTY OF, PA PH II	7/10/2007	
10	POUGHKEEPSIE, TOWN OF, NY	8/6/2007	
11	WISCONSIN CENTER DISTRICT, WI PH II	8/13/2007	
12	BRISTOL, CITY OF, CT PH II	9/12/2007	
13	SOUTHWEST CENTRAL DISPATCH, IL PH II	1/25/2008	
14	RIVERSIDE REGIONAL JAIL AUTHORITY, VA PH II	2/19/2008	
15	WATERFORD, TOWN OF, CT PH II	5/15/2008	
16	NEWTON, CITY OF, MA PH II	6/11/2008	
17	Monterey, County of (CA) PH II	6/27/2008	
18	PORTER, TOWN OF, IN PH II	7/16/2008	
19	MIDDLETOWN, TOWNSHIP OF, NJ PH II	7/22/2008	
20	WHITE PLAINS, CITY OF, NY PH II	7/22/2008	
21	HOWELL, TOWNSHIP OF, NJ PH II	7/25/2008	
22	WESTPORT, TOWN OF, CT PH II	8/4/2008	
23	Campbell, City of, CA PH II	8/11/2008	
24	BLACKSBURG, TOWN OF, VA PH II	8/19/2008	
25	NORTON, TOWN OF, MA PH II	9/3/2008	
26	New York, State of PH II Metro 21	9/3/2008	
27	Wilbraham, Town of, MA PH II STA	9/8/2008	
28	LAGRANGE COUNTY COMMUNICATIONS, IN PH II	9/11/2008	
29	Emeryville, City of, CA PH II	9/16/2008	
30	FAIR LAWN, BORO OF, NJ PH II	9/17/2008	
31	GURNEE, VILLAGE OF, IL PH II	9/29/2008	
32	SOUTH HADLEY, TOWN OF, MA PH II	10/1/2008	
33	San Bruno, City of, CA PH II	10/7/2008	
34	MISHAWAKA, CITY OF, IN PH II	10/9/2008	
35	Oregon, State of - OR PH II	10/9/2008	
36	New York, State of PH II OCFS	10/23/2008	
37	SCARSDALE, VILLAGE OF, NY PH II	10/27/2008	
38	WALLINGFORD POLICE DEPARTMENT, TOWN OF, CT PH II	11/7/2008	
39	Redwood City, City of, CA PH II	11/21/2008	
40	Contra Costa County, CA PH II	11/24/2008	
41	Bolingbrook, Village of, IL PH II	12/3/2008	
42	Lodi, City of, CA PH II	12/5/2008	
43	Mountain View, City of, CA PH II	12/9/2008	
44	NORTH ANDOVER, TOWN OF, MA PH II	12/9/2008	
45	BURNS HARBOR, TOWN OF, IN PH II	1/9/2009	
46	PORTAGE, CITY OF, IN PH II	1/16/2009	
47	EASTON, TOWN OF, MA PH II	1/22/2009	
48	KENOSHA, COUNTY OF, WI PH II	1/22/2009	
49	Sunnyvale, City of, CA PH II	1/30/2009	
50	Piedmont, City of, CA PH II	2/4/2009	
51	ROCK, COUNTY OF, WI PH II	2/17/2009	
52	WATERTOWN, TOWN OF, MA PH II	2/17/2009	
53	CHICOPEE, CITY OF, MA PH II	2/19/2009	

Appendix 8
Summary of Stage 2 FRAs that have Closed, as of March 31, 2017

Stage 2 FRAs			
	Deal Name	TA Completion Certification Receipt Date	Deal Count
54	HASBROUCK HEIGHTS, BOROUGH OF, NJ PH II	3/9/2009	
55	Merced County, CA PH II	3/9/2009	
56	BERKSHIRE COUNTY OF, MA PH II	3/13/2009	
57	WESTFIELD, TOWN OF, MA PH II	4/1/2009	
58	GROTON, TOWN OF, CT PH II	4/2/2009	
59	Redding, City of, CA PH II	4/15/2009	
60	Aurora, City of, CO Phase II	4/17/2009	
61	BOSTON, CITY OF, MA PH II - Fire	5/4/2009	
62	Modesto, City of, CA PH II	5/13/2009	
63	Alleghany, County of, VA PH II	5/21/2009	
64	Fresno, City of, CA PH II	6/1/2009	
65	Fairfield, Town of, CT	7/8/2009	
66	PARSIPPANY TROY HILLS, TOWNSHIP, NJ PH II	7/8/2009	
67	DAYVILLE FIRE DISTRICT, CT PH II	7/10/2009	
68	NEW CASTLE COUNTY OF, DE PH II	7/17/2009	
69	Hartford Hospital, PH II STA	8/4/2009	
70	NEW HAVEN, CITY OF, CT PH II	8/11/2009	
71	HARRISONBURG-ROCKINGHAM EMER COMMS. CENTER PH II	8/25/2009	
72	CASS, COUNTY OF, IN PH II	8/31/2009	
73	ELK GROVE UNIFIED SCHOOL DISTRICT, CA PH II	9/11/2009	
74	SPRINGFIELD, CITY OF, IL PH II	9/17/2009	
75	WEST SPRINGFIELD, TOWN OF, MA PH II	9/17/2009	
76	BRIGANTINE, CITY OF, NJ PH II	9/22/2009	
77	WESTMONT, VILLAGE OF, IL PH II	9/24/2009	
78	New Jersey Sports & Exposition Authority PH II	11/2/2009	
79	COLLEGE OF WILLIAM AND MARY PH II	11/4/2009	
80	Champaign, City of, IL PH II STA	11/4/2009	
81	NEWARK HOUSING AUTHORITY, NJ PH II	11/4/2009	
82	Housing Authority of Denver, CO Ph II	11/11/2009	
83	MADISON, CITY OF, WI PH II	11/12/2009	
84	Walnut Creek, City of, CA PH II	11/19/2009	
85	Stockton, City of, CA PH II	12/1/2009	
86	NORTHWEST DISTRICT ATTORNEYS OFFICE, MA PH II	12/7/2009	
87	SOUTH BRUNSWICK, TOWNSHIP OF, NJ PH II	12/14/2009	
88	MC LEAN, COUNTY OF, IL PH II	12/15/2009	
89	Yamhill Communication Agency PH II	1/4/2010	
90	CUMBERLAND, COUNTY OF, NJ PH II	1/26/2010	
91	Marion, County of, OR PH II	2/16/2010	
92	Pikes Peak Regional Comm Network	2/16/2010	
93	Las Vegas, City of, NV PH II	2/23/2010	
94	Las Vegas Metropolitan Police	2/24/2010	
95	Palo Alto, City of, CA PH II	3/9/2010	
96	FARMINGTON, TOWN OF, CT PH II	3/11/2010	
97	BELLEVILLE, TOWNSHIP OF, NJ PH II	3/16/2010	
98	HANCOCK COUNTY OF, IN PH II	3/19/2010	
99	WESTMINSTER, CITY OF, CO PH II	3/19/2010	
100	ORLAND PARK, VILLAGE OF, IL PH II	4/9/2010	
101	Ceres, City of, CA PH II	4/13/2010	
102	North Las Vegas, City of, NV PH II	4/13/2010	
103	McHenry, County of, IL PH II STA	4/21/2010	
104	WHEELING, VILLAGE OF, IL PH II	4/28/2010	
105	San Joaquin, County of, CA PH II	4/30/2010	
106	WOODCLIFF LAKES, BOROUGH OF, NJ PH II	5/20/2010	
107	Saint Clair County Transit District, IL PH II	6/7/2010	

Appendix 8
Summary of Stage 2 FRAs that have Closed, as of March 31, 2017

Stage 2 FRAs			
	Deal Name	TA Completion Certification Receipt Date	Deal Count
108	Lakewood, City of, CO, Phase II	6/8/2010	
109	TRAHOS, MICHAEL C PH II	7/1/2010	
110	American Red Cross Bay Area PH II	7/13/2010	
111	SUDBURY, TOWN OF, MA PH II	7/19/2010	
112	RHODE ISLAND, STATE OF PH II	8/6/2010	
113	Turlock, Gustine City's of, CA PH II	8/17/2010	
114	Oregon Department of Corrections PH II	8/27/2010	
115	STATE UNIVERSITY OF NY MARITIME COLLEGE PH II	9/3/2010	
116	Ogden, City of, UT PH II	9/14/2010	
117	Livermore/Amador Valley Transit Auth PH II	10/12/2010	
118	STEUBEN, COUNTY OF, IN PH II	10/12/2010	
119	METROPOLITAN EMERGENCY COMMUNICATIONS AGCY PH II	10/20/2010	
120	ROCK ISLAND, COUNTY OF, IL PH II	10/27/2010	
121	BROWN, COUNTY OF, WI PH II	11/11/2010	
122	ANDERSON, CITY OF, IN PH II	11/15/2010	
123	San Jose, City of, CA PH II	12/6/2010	
124	BOONE, COUNTY OF, IN PH II	12/9/2010	
125	Minnesota, State of PH II - Wave 1	12/16/2010	
126	Maui, County of, HI PH II	12/21/2010	
127	UCAN - DFCM Equipment Only	1/5/2011	
128	BETHLEHEM, CITY OF, PA PH II	1/6/2011	
129	New York, State of, PH II Wave 1	1/14/2011	
130	UCAN - IHC Equipment Only	2/18/2011	
131	LASALLE, COUNTY OF, IL PH II	3/15/2011	
132	BUCKS, COUNTY OF, PA PH II	3/21/2011	
133	OCEAN CITY, CITY OF, NJ PH II	4/25/2011	
134	ATLANTIC CITY, CITY OF, NJ PH II	4/29/2011	
135	Petersburg, City of, VA PH II STA	5/23/2011	
136	GREENFIELD, CITY OF, WI PH II	6/6/2011	
137	ROANOKE, COUNTY OF, VA PH II	6/13/2011	
138	New York State - Mobile Only	6/15/2011	
139	SHELTON, CITY OF, CT PH II	6/27/2011	
140	NAPERVILLE, CITY OF, IL PH II	8/2/2011	
141	MERIDEN, CITY OF, CT PH II	8/3/2011	
142	IRVINGTON, TOWNSHIP OF, NJ PH II	8/23/2011	
143	TAZEWELL, COUNTY OF, IL PH II	8/24/2011	
144	PEORIA COUNTY SHERIFFS DEPARTMENT, IL PH II	8/31/2011	
145	UCAN - WVC Equipment Only	9/15/2011	
146	NEW BRITAIN, CITY OF, CT PH II	10/31/2011	
147	Provo, City of, UT PH II	11/17/2011	
148	UCAN - UDOT Equipment Only	11/17/2011	
149	UCAN - Utah County Equipment Only	11/18/2011	
150	PACE SUBURBAN BUS SERVICE OF THE RTA, IL PH II	11/30/2011	
151	TYNGSBOROUGH, TOWN OF, MA PH II	12/13/2011	
152	UCAN - Tooele	12/20/2011	
153	FALL RIVER, CITY OF, MA PH II	1/5/2012	
154	KENT COUNTY OF, MD PH II	1/9/2012	
155	Santa Clara Valley Water District, CA PH II	1/23/2012	
156	East Hartford, Town of, CT PH II MA only	2/2/2012	
157	TERRE HAUTE, IN PH II	3/1/2012	
158	UTAH COMMUNICATIONS AGENCY NETWORK, UT PH II	3/29/2012	
159	EAST HAMPTON, TOWN OF, NY PH II	4/13/2012	
160	Rampart Search and Rescue PH II MA only	4/24/2012	
161	BERGEN, COUNTY OF, NJ PH II	5/10/2012	

Appendix 8
Summary of Stage 2 FRAs that have Closed, as of March 31, 2017

Stage 2 FRAs			
	Deal Name	TA Completion Certification Receipt Date	Deal Count
162	MONTGOMERY, VILLAGE OF, IL PH II	5/11/2012	
163	QUINCY, CITY OF, MA PH II	5/15/2012	
164	Mashantucket Pequot Tribal Nation, CT PH II	5/30/2012	
165	NORTHWEST CENTRAL DISPATCH SYSTEM, IL PH II	6/4/2012	
166	NEW YORK, CITY OF, NY PH II	6/5/2012	
167	Passaic, County of, Office of Emergency Mgmt PH II	6/11/2012	
168	Santa Clara County, CA PH II	6/11/2012	
169	NEWARK, CITY OF, NJ PH II	6/16/2012	
170	DAVIS, CITY OF, CA PH II	6/27/2012	
171	Woodridge, Village of, IL PH II MA only	7/13/2012	
172	BABYLON, TOWN OF, NY PH II	9/10/2012	
173	EAST CHICAGO, CITY OF, IN PH II	9/10/2012	
174	WASHINGTON COUNTY CONSOLIDATED COMM AGY PH II	9/26/2012	
175	CENTRAL VA PLANNING DISTRICT COMMISSION, VA PH II	10/10/2012	
176	CLINTON, TOWN OF, CT PH II	10/15/2012	
177	SCHAUMBURG, VILLAGE OF, IL PH II	10/18/2012	
178	MIDDLESEX, COUNTY OF, NJ PH II	10/22/2012	
179	HARTFORD, City of, CT PH II	11/8/2012	
180	RHODE ISLAND PUBLIC TRANSIT AUTHORITY, RI PH II	11/8/2012	
181	FAIRFIELD, TOWNSHIP OF, NJ PH II	11/19/2012	
182	TRUMBULL, TOWN OF, CT PH II	12/10/2012	
183	KANKAKEE, CITY OF, IL PH II	1/9/2013	
184	NASHUA, CITY OF, NH PH II	1/22/2013	
185	Honolulu, City and County of, HI PH II	1/25/2013	
186	Salem, City of, OR PH II	1/29/2013	
187	South Windsor, Town of, CT PH II MA	3/13/2013	
188	EAGLE, COUNTY OF, CO PH II	4/8/2013	
189	HANOVER, COUNTY OF, VA PH II	4/10/2013	
190	HOWARD, COUNTY OF, IN PH II	4/11/2013	
191	PROVIDENCE, CITY OF, RI PH II	4/11/2013	
192	WETHERSFIELD, TOWN OF, CT PH II	4/12/2013	
193	Illinois, State of, DOC PH II	4/15/2013	
194	VACAVILLE, CITY OF, CA PH II	4/15/2013	
195	HAMPTON, CITY OF, VA PH II	5/29/2013	
196	WEST ORANGE, TOWNSHIP OF, NJ PH II	6/26/2013	
197	ALEXANDRIA, CITY OF, VA PH II	7/12/2013	
198	ALLEN, COUNTY OF, IN PH II	7/12/2013	
199	PRINCE GEORGES, COUNTY OF, MD PH II	7/12/2013	
200	TIPPECANOE, COUNTY OF, IN PH II	7/12/2013	
201	Sheboygan County, WI PH II	7/15/2013	
202	Milwaukee, County of, WI - MCTS CAD/AVL System	7/31/2013	
203	UNIVERSITY OF CONNECTICUT, CT PH II	8/9/2013	
204	HOBOKEN, CITY OF, NJ PH II	8/26/2013	
205	WAUKESHA, COUNTY OF, WI PH II	9/16/2013	
206	AURORA, CITY OF, IL PH II	9/30/2013	
207	Adams Twelve Five Star School District, Phase II	10/4/2013	
208	MILFORD, CITY OF, CT PH II	10/18/2013	
209	LA CROSSE, CITY OF, WI PH II	10/22/2013	
210	DELAWARE RIVER PORT AUTHORITY, NJ PH II	11/14/2013	
211	BARNSTABLE, COUNTY OF, MA PH II	1/6/2014	
212	SAINT CLAIR, COUNTY OF, IL PH II	2/3/2014	
213	WASHOE, COUNTY OF, NV PH II	2/3/2014	
214	DENVER, CITY AND COUNTY OF, CO PH II	2/12/2014	
215	Delaware, County Of, PA PH II	3/11/2014	

Appendix 8
Summary of Stage 2 FRAs that have Closed, as of March 31, 2017

Stage 2 FRAs			
	Deal Name	TA Completion Certification Receipt Date	Deal Count
216	Stafford, County of VA interop only	3/11/2014	
217	Connecticut DOC PH II MA Only	4/7/2014	
218	NORFOLK, CITY OF, VA PH II	5/14/2014	
219	MIDDLESEX COUNY OF, MA PH II	5/29/2014	
220	Kauai, County of, HI PH II	6/4/2014	
221	SPOTSYLVANIA, COUNTY OF, VA PH II	7/9/2014	
222	MILWAUKEE, CITY OF, WI PH II	9/4/2014	
223	PORT AUTH OF NY AND NJ PH II	9/8/2014	
224	Salt Lake City, City of, UT PH II	9/15/2014	
225	Carroll, County of, MD PH II Mutual Aid	10/6/2014	
226	EGG HARBOR, TOWNSHIP OF, NJ PH II	10/22/2014	
227	PHILADELPHIA, CITY OF, PA PH II	11/21/2014	
228	GALLOWAY, TOWNSHIP OF, NJ PH II	11/25/2014	
229	North Providence, Town of, RI PH II STA	12/1/2014	
230	READING, CITY OF, PA PH II	12/17/2014	
231	SAN FRANCISCO, CITY & COUNTY OF, CA PH II	12/17/2014	
232	NARRAGANSETT, TOWN OF, RI PH II	1/9/2015	
233	OCEAN CITY, TOWN OF, MD PH II	1/30/2015	
234	Saint Mary's, County Of, MD PH II	2/20/2015	
235	Clark, County of, NV PH II	2/23/2015	
236	Cook, County of, IL PH II	2/23/2015	
237	ATLANTIC, COUNTY OF, NJ PH II	2/25/2015	
238	New Jersey AGO PH II	3/4/2015	
239	LOUDOUN, COUNTY OF, VA PH II	3/16/2015	
240	Roseville, City of, CA PH II	3/16/2015	
241	SUFFOLK, COUNTY OF PH II	3/16/2015	
242	JERSEY CITY, CITY OF, NJ PH II	3/18/2015	
243	SALISBURY, CITY OF, MD PH II	3/23/2015	
244	WEST HARTFORD, TOWN OF, CT PH II	3/23/2015	
245	CULPEPER, COUNTY OF, VA PH II	3/25/2015	
246	Anne Arundel, County of, MD PH II MA	4/20/2015	
247	University of Maryland PH II	6/22/2015	
248	MASSACHUSETTS BAY TRANS AUTHORITY PH II	6/29/2015	
249	RICHMOND, CITY OF, CA PH II	8/3/2015	
250	WILL, COUNTY OF, IL PH II	10/26/2015	
251	Baltimore, City of, MD PH II Mutual Aid	11/6/2015	
252	University of California - Davis	11/19/2015	
253	HYANNIS, TOWN OF, MA PH II	11/30/2015	
254	ILLINOIS, STATE OF PH II	12/28/2015	
255	HOWARD, COUNTY OF, MD PH II	1/4/2016	
256	Howard, County of, MD PH II Mutual Aid	1/4/2016	
257	LAKE, COUNTY OF, IL PH II	1/4/2016	
258	ANNE ARUNDEL, COUNTY OF, MD PH II	1/6/2016	
259	Baltimore, County of, MD PH II Mutual Aid	1/19/2016	
260	ALAMEDA, COUNTY OF, CA PH II	2/3/2016	
261	LANCASTER COUNTY OF, PA PH II	2/8/2016	
262	SUFFOLK, COUNTY OF, NY PH II	3/4/2016	
263	NEWPORT NEWS, CITY OF, VA PH II	3/9/2016	
264	WISCONSIN, STATE OF PH II	3/9/2016	
265	Harford, County of, MD PH II Mutual Aid	3/18/2016	
266	CONNECTICUT, STATE OF PH II	3/30/2016	
267	New Jersey Transit	4/6/2016	
268	TRENTON, CITY OF, NJ PH II	4/8/2016	
269	STAMFORD, CITY OF, CT PH II	4/18/2016	

Appendix 8
Summary of Stage 2 FRAs that have Closed, as of March 31, 2017

Stage 2 FRAs			
	Deal Name	TA Completion Certification Receipt Date	Deal Count
270	MILWAUKEE, COUNTY OF, WI PH II	4/20/2016	
271	DELAWARE, STATE OF PH II	5/2/2016	
272	BALTIMORE, CITY OF, MD PH II	5/4/2016	
273	OZAUKEE, COUNTY OF, WI PH II	5/9/2016	
274	WARRENTON FAUQUIER JOINT COMM CTR PH II	5/9/2016	
275	NEW JERSEY, STATE OF PH II	5/18/2016	
276	NEVADA, STATE OF PH II	6/17/2016	
277	JOLIET, CITY OF, IL PH II	6/21/2016	
278	HOPEWELL, CITY OF, VA PH II	7/6/2016	
279	Baltimore Washington Int'l Airport PH II	7/8/2016	
280	CHESTER, COUNTY OF, PA PH II	7/27/2016	
281	CARROLL, COUNTY OF, MD PH II	8/16/2016	
282	YORK, COUNTY OF, VA PH II	9/13/2016	
283	WICOMICO, COUNTY OF, MD PH II	9/22/2016	
284	Chesterfield, County of, VA PH II	10/26/2016	
285	WATERBURY, CITY OF, CT PH II	10/28/2016	
286	ARLINGTON, COUNTY OF, VA PH II	11/16/2016	
287	PRINCE WILLIAM, COUNTY OF, VA PH II	2/13/2017	
288	ALBEMARLE, COUNTY OF, VA PH II	3/10/2017	
289	CAMBRIDGE, CITY OF, MA PH II	3/10/2017	
290	VIRGINIA, COMMONWEALTH OF, VA PH II	3/10/2017	
291	University of California - Berkeley	3/16/2017	
	Subtotal FRA count for Wave 1		291
Wave 2			
1	Lexington Fayette Urban County Government - Police Div.	1/3/2007	
2	Louisville, City of, KY PH II	3/20/2007	
3	MADISONVILLE, CITY OF, KY PH II	7/2/2007	
4	MOUNTAIN HOME, CITY OF, AR PH II	7/25/2007	
5	JONESBORO, CITY OF, AR PH II	7/31/2007	
6	BLOOMINGTON, CITY OF, MN PH II	9/28/2007	
7	LINN, COUNTY OF, IA PH II	10/16/2007	
8	MOWER, COUNTY OF, MN PH II	12/10/2007	
9	BENTON, COUNTY OF, MN PH II	1/18/2008	
10	Sebastian, County of, AR PH II	3/11/2008	
11	Conway, City of, AR Phase II	4/11/2008	
12	SEVIER, COUNTY OF, TN PH II	4/11/2008	
13	DUNCANVILLE, CITY OF, TX PH II	5/9/2008	
14	KINGSPORT, CITY OF, TN PH II	5/27/2008	
15	KENTON COUNTY AIRPORT BOARD, KY PH II	6/10/2008	
16	SCOTTSBLUFF, COUNTY OF, NE PH II	6/13/2008	
17	Liberty, City of, MO PH II	7/8/2008	
18	SHERBURNE, COUNTY OF, MN PH II	7/9/2008	
19	Tonganoxie, City of, KS PH II	7/9/2008	
20	GARFIELD, COUNTY OF, OK PH II	7/14/2008	
21	COUNCIL BLUFFS, CITY OF, IA PH II	7/16/2008	
22	Saline, County of, NE PH II	7/21/2008	
23	City Utilities of Springfield, MO PH II	7/30/2008	
24	Crawford County, KS PH II	8/5/2008	
25	KENTUCKY, COMMONWEALTH OF PH II	8/8/2008	
26	BROWN, COUNTY OF, MN PH II	8/11/2008	
27	Nemaha, County of, NE PH II	8/20/2008	
28	CAMPBELL, COUNTY OF, KY PH II	8/27/2008	
29	SHERMAN, CITY OF, TX PH II	8/28/2008	
30	GREENVILLE, CITY OF, TX PH II	9/9/2008	

Appendix 8
Summary of Stage 2 FRAs that have Closed, as of March 31, 2017

Stage 2 FRAs			
	Deal Name	TA Completion Certification Receipt Date	Deal Count
31	LOUISVILLE METRO GOVERNMENT, KY PH II	9/9/2008	
32	Parker County, TX PH II	9/9/2008	
33	Fremont, City of, NE PH II	9/16/2008	
34	KENTUCKY STATE POLICE PH II	9/16/2008	
35	WILLIAMSON, COUNTY OF, TN PH II	9/22/2008	
36	ASHLAND, CITY OF, NE PH II	9/29/2008	
37	York, County of, NE PH II	9/29/2008	
38	Richardson, County of, NE PH II	10/1/2008	
39	Fillmore, County of, NE PH II	10/8/2008	
40	Finney County, KS PH II	10/10/2008	
41	JEFFERSON, COUNTY OF, AR PH II	11/3/2008	
42	York, City of, NE PH II	11/10/2008	
43	Middle TN State Univ PH II	11/11/2008	
44	LEXINGTON FAYETTE URBAN CTY GOVERNMENT PH II	12/2/2008	
45	WATERLOO, CITY OF, IA PH II	1/7/2009	
46	CEDAR PARK, CITY OF, TX PH II	1/12/2009	
47	Franklin, City of, TN PH II	1/26/2009	
48	City of Hendersonville Fire Department, TN PH II	2/6/2009	
49	Stearns, County of, MN PH II	2/13/2009	
50	Gladstone, City of, MO PH II	3/13/2009	
51	UNIVERSITY OF NORTHERN IOWA, IA PH II	3/17/2009	
52	COVINGTON, CITY OF, KY PH II	3/18/2009	
53	BRENTWOOD, CITY OF, TN PH II	3/23/2009	
54	KENTON, COUNTY OF, KY PH II_Police	3/25/2009	
55	WRIGHT, COUNTY OF, MN PH II	4/1/2009	
56	BUFFALO, COUNTY OF, NE PH II	4/6/2009	
57	Dakota, County of, MN PH II STA	4/8/2009	
58	University of Texas Medical Branch Police PH II	4/15/2009	
59	CASPER, CITY OF, WY PH II	4/29/2009	
60	WEST HELENA, CITY OF, AR PH II	4/29/2009	
61	PARKERSBURG, CITY OF, WV PH II	5/14/2009	
62	CHEYENNE, CITY OF, WY PH II	5/21/2009	
63	Prairie Band of Potawatomi Nation, KS PH II	5/21/2009	
64	Iowa State Police PH II FB2T	6/4/2009	
65	MINNESOTA, STATE OF PH II	6/9/2009	
66	OLMSTED, COUNTY OF, MN PH II	6/16/2009	
67	DALLAS, COUNTY OF, TX PH II	6/29/2009	
68	GEORGETOWN, CITY OF, KY PH II	6/29/2009	
69	SAUNDERS, COUNTY OF, NE PH II	7/7/2009	
70	Americas Center, MO PH II	7/31/2009	
71	City of North Richland Hills, TX PH II	9/3/2009	
72	Wyoming, State of PH II	9/17/2009	
73	SAINT CLOUD, CITY OF, MN PH II	9/22/2009	
74	MINNEAPOLIS, CITY OF, MN PH II	10/5/2009	
75	IOWA STATE FAIR, IA PH II	10/6/2009	
76	BAPTIST MEMORIAL HEALTH CARE CORPORATION PH II	11/2/2009	
77	Hennepin, County of, MN PH II	12/2/2009	
78	RICE & STEELE, COUNTY OF, MN PH II	12/2/2009	
79	KENTON, COUNTY OF, KY PH II_Sanitation	12/9/2009	
80	RAMSEY, COUNTY OF, MN PH II	2/25/2010	
81	Douglas County, KS PH II	3/2/2010	
82	Saint Louis, City of, MO Airport PH II	3/10/2010	
83	Rockwall, City of, TX PH II STA	3/25/2010	
84	Buchanan, County of, MO PH II	6/29/2010	

Appendix 8
Summary of Stage 2 FRAs that have Closed, as of March 31, 2017

Stage 2 FRAs			
	Deal Name	TA Completion Certification Receipt Date	Deal Count
85	Knox County Sheriff TN PH II	10/19/2010	
86	Cedar Rapids, City of, IA PH II	11/1/2010	
87	Fort Dodge Correctional Facility, IA PH II	11/16/2010	
88	Matagorda County, TX PH II	11/16/2010	
89	Saint Peters, City of, MO PH II	1/14/2011	
90	GOODLETTSVILLE, CITY OF, TN PH II	2/2/2011	
91	Belmont County, OH PH II	2/14/2011	
92	MARSHALL, COUNTY OF, IA PH II	5/5/2011	
93	CASS, COUNTY OF, NE PH II	6/1/2011	
94	JOHNSON CITY, CITY OF, TN PH II	6/14/2011	
95	DALLAS AREA RAPID TRANSIT AUTHORITY, TX PH II	8/2/2011	
96	SAPULPA, CITY OF, OK PH II	9/15/2011	
97	DYERSBURG, CITY OF, TN PH II	10/7/2011	
98	Houston, City of, TX Fire PH II	12/20/2011	
99	Arkansas Children's Hospital	2/10/2012	
100	Mid-America Regional Council PH II	3/19/2012	
101	OELWEIN, CITY OF, IA PH II	3/27/2012	
102	JEFFERSON, COUNTY OF, OH PH II	4/2/2012	
103	SIOUX CITY, City of, IA PH II	4/10/2012	
104	VANDERBILT UNIVERSITY MEDICAL CENTER, TN PH II	4/20/2012	
105	ELLSWORTH, COUNTY OF, KS PH II	5/15/2012	
106	SCOTT, COUNTY OF, IA PH II	5/15/2012	
107	JACKSON, CITY OF, TN PH II	6/1/2012	
108	Metro Gov of Nashville AND Davidson Cty, PH II	6/1/2012	
109	BLACK HAWK, COUNTY OF, IA PH II	6/4/2012	
110	Baylor Health Care System, TX PH II	6/27/2012	
111	MC KINNEY, CITY OF, TX PH II	8/8/2012	
112	Russell, County of, KS PH II	8/22/2012	
113	McCracken, County of, KY PH II STA	8/24/2012	
114	MONTGOMERY, COUNTY OF, TX PH II	9/19/2012	
115	BI STATE INFORMATION CENTER, TX PH II	9/27/2012	
116	Knox County Schools, TN PH II	10/15/2012	
117	Beaumont, City of, TX Phase II	10/22/2012	
118	BOWLING GREEN, CITY OF, KY PH II	1/7/2013	
119	LUBBOCK, CITY OF, TX PH II	2/15/2013	
120	BARTLETT, CITY OF, TN PH II	4/5/2013	
121	Hutchinson-Reno County Emer Comm PH II	4/5/2013	
122	Wabaunsee County, KS PH II	4/5/2013	
123	Joplin, City of, MO PH II	4/8/2013	
124	LINCOLN, COUNTY OF, KS PH II	4/12/2013	
125	KANSAS CITY, CITY OF, KS PH II	4/15/2013	
126	SULLIVAN, COUNTY OF, TN PH II	4/15/2013	
127	Wheeling, City of, WV PH II	4/15/2013	
128	Saint Louis, City of, MO Police PH II	5/8/2013	
129	GRUNDY COUNTY OF, IA PH II	5/23/2013	
130	EDEN PRAIRIE, CITY OF, MN PH II	5/29/2013	
131	WEST DES MOINES, CITY OF, IA PH II	5/31/2013	
132	Overland Park, City of, KS PH II	6/12/2013	
133	North Kansas City Police	7/12/2013	
134	CREEK, COUNTY OF, OK PH II	8/22/2013	
135	METROPOLITAN NASHVILLE AIRPORT AUTHORITY, TN PH II	8/26/2013	
136	PADUCAH, CITY OF, KY PH II	8/26/2013	
137	SUMNER COUNTY OF, KS PH II	8/28/2013	
138	Texas, State of PH II	9/4/2013	

Appendix 8
Summary of Stage 2 FRAs that have Closed, as of March 31, 2017

Stage 2 FRAs			
	Deal Name	TA Completion Certification Receipt Date	Deal Count
139	Anderson County, TX PH II	9/16/2013	
140	BURNET, COUNTY OF, TX PH II	9/16/2013	
141	Mc Pherson County, KS PH II	9/16/2013	
142	Saint Charles, City of, MO PH II	9/30/2013	
143	Omaha Public Power District, NE PH II	10/2/2013	
144	Waco, City of, TX Phase II	11/13/2013	
145	PORT NECHES, CITY OF, TX PH II	12/17/2013	
146	Grandview, City of, MO PH II	1/6/2014	
147	TEXAS, STATE OF TEXAS A&M UNIVERSITY, TX PH II	2/10/2014	
148	Southern Methodist Univ PH II	2/28/2014	
149	OWENSBORO, CITY OF, KY PH II	4/14/2014	
150	HAYSVILLE, CITY OF, KS PH II	4/21/2014	
151	OWASSO, CITY OF, OK PH II	9/4/2014	
152	East Texas Medical Center, TX PH II	10/1/2014	
153	Ellis County, TX PH II	10/2/2014	
154	ELLIS, COUNTY OF, KS PH II	11/14/2014	
155	HAYS, COUNTY OF, TX PH II	12/5/2014	
156	WILLIAMSON, COUNTY OF, TX PH II	1/7/2015	
157	LAKE QUIVIRA, CITY OF, KS PH II	1/21/2015	
158	DALLAS-FORT WORTH INTERNATIONAL AIRPORT, TX PH II	2/9/2015	
159	College Station, City of, TX PH II	3/4/2015	
160	SMYRNA, TOWN OF, TN PH II	3/4/2015	
161	OBION, COUNTY OF - SHERIFF DEPT, TN PH II	3/5/2015	
162	MESQUITE, CITY OF, TX PH II	3/31/2015	
163	PLANO, CITY OF, TX PH II	4/24/2015	
164	AUSTIN, CITY OF, TX PH II	9/23/2015	
165	Fayette, County of, TX PH II STA	9/30/2015	
166	BIXBY, CITY OF, OK PH II	10/1/2015	
167	CLARKSVILLE, CITY OF, TN PH II	5/11/2016	
168	HOUSTON, CITY OF, TX Police PH II	5/18/2016	
169	Lewisville, City of, TX PH II	6/7/2016	
170	JACKSONVILLE, CITY OF, AR PH II	7/18/2016	
171	DUBUQUE, COUNTY OF, IA PH II	7/29/2016	
172	Tennessee DOC PH II	8/10/2016	
173	OAK RIDGE, CITY OF, TN PH II	8/22/2016	
174	FORT WORTH, CITY OF, TX PH II	10/25/2016	
175	DENTON, CITY OF, TX PH II	11/15/2016	
	Subtotal FRA count for Wave 2		175
Wave 3			
1	HATTIESBURG, CITY OF, MS	7/23/2007	
2	Crisp County School System, GA	9/4/2007	
3	Washington, County of, MS PH II	1/14/2008	
4	GRANVILLE, COUNTY OF, NC PH II	3/10/2008	
5	Pickens County, SC PH II	3/20/2008	
6	Rock Hill, City of, SC PH II	7/3/2008	
7	AVENTURA, CITY OF, FL PH II	7/10/2008	
8	TAMPA, CITY OF, FL PH II	10/9/2008	
9	HUNTSVILLE MADISON COUNTY AIRPORT AUTHORITY, AL	10/21/2008	
10	SIMPSON, COUNTY OF E911 COMMUNICATION, MS PH II	11/3/2008	
11	Columbia, County of, GA PH II	11/10/2008	
12	FOREST PARK, CITY OF, GA PH II	11/10/2008	
13	NORTH CAROLINA DEPT OF CORRECTIONS PH II	3/9/2009	
14	Catoosa, County of, GA PH II STA	3/12/2009	
15	ROME, CITY OF, GA PH II	3/18/2009	
16	CHEROKEE, COUNTY OF, GA PH II	5/13/2009	
17	JACKSONVILLE BEACH, CITY OF, FL PH II	5/21/2009	

Appendix 8
Summary of Stage 2 FRAs that have Closed, as of March 31, 2017

Stage 2 FRAs			
	Deal Name	TA Completion Certification Receipt Date	Deal Count
18	WALTON, COUNTY OF, GA PH II	5/27/2009	
19	TALLADEGA COUNTY EMA, AL PH II	7/7/2009	
20	COWETA, COUNTY OF, GA PH II	7/22/2009	
21	Marshall, County of, AL PH II	7/22/2009	
22	STONE MOUNTAIN PARK PH II	8/1/2009	
23	EMORY UNIVERSITY, GA PH II	9/8/2009	
24	Rossville, City of, GA PH II	9/14/2009	
25	CLEVELAND, COUNTY OF, NC PH II	11/25/2009	
26	Charleston, City of SC Mount Pleasant (MO) Ph II	12/7/2009	
27	Thomasville Fire Rescue, GA PH II	12/9/2009	
28	Western Area Regional RSA PH II STA	2/15/2010	
29	TARBORO, TOWN OF, NC PH II	3/26/2010	
30	DALLAS, CITY OF, GA PH II	4/20/2010	
31	Hall, County of, GA PH II	4/21/2010	
32	CRISP, COUNTY OF, GA	4/23/2010	
33	FORSYTH, COUNTY OF, GA PH II	6/10/2010	
34	EMERGENCY MANAGEMENT DISTRICT, MS	7/21/2010	
35	DUKE UNIVERSITY PH II	8/9/2010	
36	ALBANY, CITY OF, GA	10/12/2010	
37	OPELIKA, CITY OF, AL PH II	10/25/2010	
38	PALM COAST, CITY OF, FL PH II	11/1/2010	
39	Florida, State of - House & Senate PH II	12/16/2010	
40	Augusta Richmond, County of, GA PH II SED	1/25/2011	
41	DOTHAN, CITY OF, AL	2/8/2011	
42	JOHNSTON, COUNTY OF, NC PH II	2/16/2011	
43	Lafourche Parish, LA PH II	3/30/2011	
44	ALBERTVILLE, CITY OF, AL	4/15/2011	
45	Hancock, County of, MS PH II	4/25/2011	
46	ROCKDALE, COUNTY OF, GA PH II	4/25/2011	
47	Hardee, County of, FL PH II	6/7/2011	
48	Apopka, City of, FL PH II Interop Only	11/14/2011	
49	Saint Johns, County of, FL PH II	11/21/2011	
50	Madison, City of, AL	12/12/2011	
51	Putnam, County of, FL PH II MA only	12/13/2011	
52	Terrebonne Parish, LA PH II	1/9/2012	
53	GADSDEN, CITY OF, AL PH II	1/18/2012	
54	PITT, COUNTY OF, NC PH II	1/27/2012	
55	CLEARWATER, CITY OF, FL PH II	1/30/2012	
56	Washington, County of, AL PH II	2/6/2012	
57	JUNO BEACH, TOWN OF, FL PH II	2/9/2012	
58	Palm Beach, County of, FL School PD PH II	2/9/2012	
59	ATLANTA, CITY OF, GA PH II	3/5/2012	
60	LA GRANGE, CITY OF, GA PH II	3/22/2012	
61	Charleston, City of, SC PH II	4/12/2012	
62	OCEAN RIDGE, TOWN OF, FL PH II	4/12/2012	
63	Hillsborough, County Of, FL PH II	4/17/2012	
64	Atlanta, City of, GA (APS) PH II	4/20/2012	
65	Cary, Town of, NC PH II	4/24/2012	
66	Florida, State of, DOC PH II	6/4/2012	
67	Palm Beach Cty Solid Waste Auth PH II	6/5/2012	
68	MAITLAND, CITY OF, FL PH II	6/26/2012	
69	BAY COUNTY COMMISSIONERS, FL PH II	7/9/2012	
70	CENTER POINT FIRE DISTRICT, AL PH II	7/9/2012	
71	JACKSON, COUNTY OF, MS PH II	7/13/2012	
72	WINTER PARK, CITY OF, FL PH II	8/21/2012	
73	BOYNTON BEACH, CITY OF, FL PH II	8/22/2012	
74	CHARLESTON, COUNTY OF, SC PH II	8/29/2012	
75	TALLAHASSEE, CITY OF, FL PH II	8/29/2012	

Appendix 8
Summary of Stage 2 FRAs that have Closed, as of March 31, 2017

Stage 2 FRAs			
	Deal Name	TA Completion Certification Receipt Date	Deal Count
76	TOA BAJA MUNICIPAL GOVERNMENT, PR PH II	10/15/2012	
77	Athens-Clarke County, GA PH II MA	10/24/2012	
78	LEE, COUNTY OF, MS	11/19/2012	
79	REEDY CREEK IMPROVEMENT DISTRICT, FL PH II	12/10/2012	
80	GWINNETT, COUNTY OF, GA PH II	12/21/2012	
81	SHELBY, CITY OF, NC PH II	1/8/2013	
82	LAKELAND, CITY OF, FL PH II	1/9/2013	
83	North Carolina, State of PH II Data System	1/15/2013	
84	Flagler, County of, FL PH II	1/23/2013	
85	MONTGOMERY, CITY OF, AL PH II	1/29/2013	
86	Orange, County of, FL PH II	2/6/2013	
87	PINEVILLE, TOWN OF, NC PH II	2/15/2013	
88	SPALDING, COUNTY OF, GA PH II	2/15/2013	
89	Boca Raton, City of, FL PH II MO	4/11/2013	
90	St Martin Parish Sherrif, LA PH II MA only	4/11/2013	
91	BULLOCH, COUNTY OF, GA	4/15/2013	
92	GLYNN, COUNTY OF, GA PH II	4/15/2013	
93	SAINT LUCIE, COUNTY OF, FL PH II	4/15/2013	
94	Lexington, County of, SC PH II SED	4/16/2013	
95	Sarasota, County of, FL PH II	7/12/2013	
96	Mississippi, State of, PH II FB2T	7/17/2013	
97	MINT HILL, TOWN OF, NC PH II	8/28/2013	
98	Rocky Mount, City of, NC PH II	9/4/2013	
99	PALM BEACH GARDENS, CITY OF, FL PH II	9/11/2013	
100	CITRUS, COUNTY OF, FL PH II MA Only	9/16/2013	
101	HICKORY, CITY OF, NC PH II	9/25/2013	
102	Houma, City of LA, PH II STA	10/18/2013	
103	POLK, COUNTY OF, FL PH II	10/25/2013	
104	GREATER ORLANDO PUBLIC SAFETY COOP, FL PH II	12/4/2013	
105	FULTON, COUNTY OF, GA PH II	12/11/2013	
106	CORAL SPRINGS, CITY OF, FL PH II	12/17/2013	
107	OCALA, CITY OF, FL PH II	12/17/2013	
108	JACKSONVILLE, CITY OF, FL PH II	1/27/2014	
109	Myrtle Beach, City of, SC PH II	3/10/2014	
110	COLLIER, COUNTY OF, FL PH II	3/12/2014	
111	FAYETTE, COUNTY OF, GA PH II	4/21/2014	
112	MONROE, COUNTY OF, FL PH II	4/21/2014	
113	HOLLYWOOD, CITY OF, FL PH II	4/23/2014	
114	Calhoun, County of, AL TARS PH II	4/25/2014	
115	GAINESVILLE, CITY OF, FL PH II	6/24/2014	
116	CLAY, COUNTY OF, FL PH II	7/8/2014	
117	Beauregard Parish Sheriff's Office, LA PH II	8/27/2014	
118	MARION, COUNTY OF, SC PH II	8/27/2014	
119	Iberville, Parish of, LA Phase II	9/4/2014	
120	ALABAMA, STATE OF, AL PH II	9/8/2014	
121	Caddo Parish Comm Dist 1, LA PH II	9/8/2014	
122	CONSOLIDATED GOVERNMENT OF COLUMBUS, GA PH II	10/8/2014	
123	HARRISON, COUNTY OF, MS PH II	10/15/2014	
124	YORK, COUNTY OF, SC PH II	10/15/2014	
125	OSCEOLA, COUNTY OF, FL PH II	11/11/2014	
126	Miami Shores, Village of, FL PH II	12/15/2014	
127	MIAMI, CITY OF, FL PH II	12/17/2014	
128	AVOYELLES PARISH COMMUNICATIONS DISTRICT, LA PH II	1/5/2015	
129	MARTIN, COUNTY OF, FL PH II	1/21/2015	
130	HERNANDO, COUNTY OF, FL PH II	1/26/2015	
131	Bossier Parish, LA PH II	1/30/2015	
132	Georgia, State of, PH II Metro	2/9/2015	
133	GEORGIA, STATE OF PH II	2/17/2015	

Appendix 8
Summary of Stage 2 FRAs that have Closed, as of March 31, 2017

Stage 2 FRAs			
	Deal Name	TA Completion Certification Receipt Date	Deal Count
134	City of Sumter and Sumter County, SC PH II	2/18/2015	
135	CORAL GABLES, CITY OF, FL PH II	3/16/2015	
136	KENNER, CITY OF, LA PH II	4/13/2015	
137	OPELOUSAS, CITY OF, LA PH II	4/20/2015	
138	HARNETT COUNTY OF, NC PH II	5/11/2015	
139	CALHOUN, COUNTY OF, AL PH II	5/19/2015	
140	BREVARD, COUNTY OF, FL PH II	6/1/2015	
141	Lake, County of, FL PH II	6/1/2015	
142	HORRY, COUNTY OF, SC PH II	6/8/2015	
143	KERNERSVILLE, TOWN OF, NC PH II	7/1/2015	
144	DESOTO, COUNTY OF, FL PH II	7/8/2015	
145	CALCASIEU, PARISH OF, LA PH II	7/10/2015	
146	SAVANNAH, CITY OF, GA	7/17/2015	
147	MANATEE, COUNTY OF, FL PH II	7/22/2015	
148	NEW BERN, CITY OF, NC PH II	8/10/2015	
149	SEMINOLE, COUNTY OF, FL PH II	9/11/2015	
150	HENRY, COUNTY OF, GA PH II	9/18/2015	
151	HIALEAH, CITY OF, FL PH II	11/6/2015	
152	INDIAN RIVER, COUNTY OF, FL PH II	11/11/2015	
153	CONCORD, CITY OF, NC PH II	11/16/2015	
154	JACKSONVILLE, CITY OF, NC PH II	11/19/2015	
155	MOORESVILLE, TOWN OF, NC PH II	11/19/2015	
156	West Baton Rouge Parish Comm Dist PH II	11/20/2015	
157	BATON ROUGE, CITY OF, LA PH II	12/4/2015	
158	FLORIDA, STATE OF PH II	12/16/2015	
159	MOBILE, CITY OF, AL PH II	12/16/2015	
160	FORT LAUDERDALE, CITY OF, FL PH II	12/28/2015	
161	CHARLOTTE, COUNTY OF, FL PH II	2/4/2016	
162	SULPHUR, CITY OF, LA PH II	2/22/2016	
163	DURHAM, CITY OF, NC PH II	2/26/2016	
164	BEAUFORT, COUNTY OF, SC PH II	4/13/2016	
165	VOLUSIA, COUNTY OF, FL PH II	4/20/2016	
166	BROWARD, COUNTY OF, FL PH II	5/9/2016	
167	RALEIGH DURHAM AIRPORT AUTHORITY, NC PH II	5/9/2016	
168	GUILFORD, COUNTY OF, NC PH II	5/11/2016	
169	Lake Charles, City Of, LA PH II	5/18/2016	
170	SCHOOL BOARD OF BROWARD COUNTY, FLORIDA PH II	6/7/2016	
171	SAINT TAMMANY, PARISH OF, LA PH II	6/10/2016	
172	LENOIR, COUNTY OF, NC PH II	6/15/2016	
173	LAFAYETTE, PARISH OF, LA PH II	6/28/2016	
174	COVINGTON, CITY OF, GA PH II	7/18/2016	
175	GUAYNABO, MUNICIPALITY OF, PR PH II	7/20/2016	
176	Puerto Rico Admin of Courts PH II	7/26/2016	
177	St. Bernard Parish Sheriff's Office, LA PH II	9/7/2016	
178	SHERIFF, PARISH OF POINTE COUPEE, LA PH II	9/22/2016	
179	SAINT JAMES, PARISH OF, LA PH II	11/15/2016	
180	LOUISIANA, STATE OF PH II	12/16/2016	
	Subtotal FRA count for Wave 3		180
Wave 4			
1	VANCOUVER HOUSING AUTHORITY, WA PH II	1/25/2008	
2	AUGLAIZE, COUNTY OF, OH PH II	7/25/2008	
3	COLONIE, TOWN OF, NY PH II	8/8/2008	
4	LONG BEACH, CITY OF, CA PH II	10/20/2008	
5	ALLEN, COUNTY OF, OH PH II	11/17/2008	
6	VICTORIA, CITY OF, TX PH II	11/25/2008	
7	Carlsbad, City of, NM PH II	2/6/2009	
8	WESTERN MICHIGAN UNIVERSITY, MI PH II	4/1/2009	
9	ALASKA, STATE OF PH II	5/21/2009	

Appendix 8
Summary of Stage 2 FRAs that have Closed, as of March 31, 2017

Stage 2 FRAs			
	Deal Name	TA Completion Certification Receipt Date	Deal Count
10	SAN ANGELO, CITY OF, TX PH II	10/23/2009	
11	GLENVILLE, TOWN OF, NY PH II	2/24/2010	
12	SAN JUAN, COUNTY OF, NM PH II	3/2/2010	
13	YAKIMA, CITY OF, WA PH II	3/26/2010	
14	New York, State of PH II	4/7/2010	
15	BEVERLY HILLS, CITY OF, CA PH II	8/24/2010	
16	VIA METROPOLITAN TRANSIT, TX PH II	2/2/2011	
17	HARRISON, COUNTY OF, OH PH II	2/4/2011	
18	SIGNAL HILL, CITY OF, CA PH II	3/28/2011	
19	Benton, County of WA PH II	3/30/2011	
20	Allegheny County Dept of Emerg Svcs PH II	3/15/2012	
21	Whitehall, City of, MI PH II MA only	7/19/2012	
22	Clinton County Sheriff Office, OH PH II	2/15/2013	
23	ALBUQUERQUE, CITY OF, NM PH II	4/24/2013	
24	CINCINNATI, CITY OF, OH PH II	9/10/2013	
25	CLERMONT, COUNTY OF, OH PH II	10/2/2013	
26	Hobbs, City of, NM PH II	12/11/2013	
27	HAMILTON, COUNTY OF, OH PH II	3/12/2014	
28	BUTLER, COUNTY OF, OH PH II	6/25/2014	
29	CUMBERLAND, COUNTY OF, PA PH II	11/5/2014	
30	WESTMORELAND, COUNTY OF, PA PH II	2/17/2015	
31	PENNSYLVANIA STATE UNIVERSITY, PA PH II	3/4/2015	
32	CLARK EMERGENCY SERVICES, COUNTY OF, WA PH II	9/25/2015	
	Subtotal FRA count for Wave 4		32
Canadian Border Region			
1	Jefferson Transit Authority, WA	12/22/2009	
2	Minnesota, State of Canadian Rebanding	2/16/2010	
3	Midland, County of, MI	2/25/2010	
4	Marion, County of, OH	3/23/2010	
5	Eaton, County of, MI	5/20/2010	
6	Chelan, County of, WA	6/25/2010	
7	Spokane Transit Authority, WA	8/6/2010	
8	Trumbull, County of, OH	8/17/2010	
9	Saginaw County 911 Communications Authority, MI	8/23/2010	
10	Erie County Water Authority, NY	9/22/2010	
11	Oneida, County of, NY	11/8/2010	
12	Cuyahoga, County of, OH	11/10/2010	
13	Millcreek, Township of, PA	11/16/2010	
14	Mahoning, County of, OH	12/7/2010	
15	Newstead, Town of, NY	12/10/2010	
16	Syracuse, City of, NY	1/5/2011	
17	Kitsap, County of, WA	2/4/2011	
18	New York, State of, OCFS	2/15/2011	
19	Niagara, County of, NY	2/23/2011	
20	Dublin, City of, OH	5/20/2011	
21	Saratoga County of, NY	5/23/2011	
22	Spokane, City of, WA	6/7/2011	
23	Erie, City of, PA	7/19/2011	
24	Buffalo, City of, NY	8/15/2011	
25	Spokane, County of, WA	8/16/2011	
26	Onondaga, County of, NY	2/2/2012	
27	MENTOR, CITY OF, OH	5/11/2012	
28	Anacortes, City of, WA	5/22/2012	
29	Monroe, County of, NY	8/6/2012	
30	New York, State of Canadian Rebanding	8/21/2012	
31	Austintown, Township of, OH	9/6/2012	
32	Lansing School District, MI	9/14/2012	
33	Lancaster, Town of, NY	9/26/2012	

Appendix 8
Summary of Stage 2 FRAs that have Closed, as of March 31, 2017

Stage 2 FRAs			
	Deal Name	TA Completion Certification Receipt Date	Deal Count
34	New York OEM	10/8/2012	
35	Lake, County of, OH	4/24/2013	
36	Rome, City of, NY	5/8/2013	
37	Bloomfield, Township of, MI	7/8/2013	
38	Auburn, City of, NY	7/12/2013	
39	Ontario, County of, NY	8/26/2013	
40	Wayne, County of, NY	9/10/2013	
41	Tuscola, County of, MI	10/9/2013	
42	Oswego, County of, NY	12/13/2013	
43	Worthington, City of, OH	1/6/2014	
44	Jackson, City of, MI	5/2/2014	
45	Lapeer, County of, MI	5/21/2014	
46	Medina, County of, OH	6/24/2014	
47	Delaware, County of, OH	7/30/2014	
48	Richfield, Village of, OH	8/25/2014	
49	Westland, City of, MI	8/25/2014	
50	Billings, City of, MT	9/4/2014	
51	Montgomery, County of, OH	9/8/2014	
52	Ohio, State of PH II Mutual Aid Only	9/8/2014	
53	Brown, County of, OH	9/30/2014	
54	Regents of the University of Michigan	9/30/2014	
55	Fayette, County of, OH	10/15/2014	
56	Livonia, City of, MI	11/10/2014	
57	Cleveland, City of, OH	11/21/2014	
58	GRAND ISLE COUNTY EMER SVCS ASSOC PH II	1/8/2015	
59	Findlay, City of, OH	1/21/2015	
60	Parma, City of, OH	2/20/2015	
61	Bath, Township of, OH	2/23/2015	
62	Cuyahoga Falls, City of, OH	3/4/2015	
63	Greene, County of, OH	3/4/2015	
64	Downriver Mutual Aid, MI	3/24/2015	
65	Genesee, County of, NY	5/13/2015	
66	Wayne, County of, MI	8/3/2015	
67	Garden City, City of, MI	8/28/2015	
68	Springfield, City of, OH	9/11/2015	
69	Ohio State University	9/30/2015	
70	Ann Arbor Transportation Authority, MI	1/4/2016	
71	Clinton, County of, MI	1/8/2016	
72	Jackson, County of, MI	2/24/2016	
73	Huron County 911, MI	4/13/2016	
74	Island County Public Transportation Benefit Area, WA	5/9/2016	
75	Lucas, County of, OH	6/13/2016	
76	Niagara Frontier Transportation Authority, NY	7/25/2016	
77	Skagit, County of, WA	7/25/2016	
78	Barberton, City of, OH	7/29/2016	
79	Snohomish, County of, WA	8/16/2016	
80	Tacoma, City of, WA	9/20/2016	
81	Skagit Transit Systems, WA	9/22/2016	
82	Columbus, City of, OH	9/28/2016	
83	Ohio, State of	10/10/2016	
84	Clinton, County of, NY	11/22/2016	
85	Michigan, State of	12/20/2016	
86	Oakland, County of, MI	3/14/2017	
	Subtotal FRA count for Canadian Border		86
Mexican Border			
1	Moreno Valley, City of	2/18/2015	
2	KERN, COUNTY OF, CA PH II	3/16/2015	
3	University of Arizona	11/2/2015	

Appendix 8
Summary of Stage 2 FRAs that have Closed, as of March 31, 2017

Stage 2 FRAs			
	Deal Name	TA Completion Certification Receipt Date	Deal Count
4	MESA, CITY OF, AZ PH II	12/4/2015	
5	Culver City, City of, CA PH II	1/13/2016	
6	University of California - Santa Barbara PH II	1/19/2016	
7	Pima County Community College District	1/29/2016	
8	Phoenix, City of, AZ PH II Data System	2/8/2016	
9	Regional Fire Protection Authority (RFPA)	3/9/2016	
10	Nogales, City of	5/16/2016	
11	Calexico, City of	6/27/2016	
12	University of California - Irvine	9/7/2016	
13	TUCSON, CITY OF, AZ PH II	10/28/2016	
14	CENTRAL AZ WATER CONSERVATION DISTRICT, AZ PH II	11/15/2016	
15	REGENTS OF THE UNIVERSITY OF CA - UCLA	3/3/2017	
	Subtotal FRA count for Mexican Border		15
Total FRAs			779

Appendix 8

Summary of Stage 2 FRAs Pending TA Completion Certification Review, as of March 31, 2017

Stage 2 FRAs Pending TA Completion Certification Review			
	Deal Name	TA Completion Certification Receipt Date	Deal Count
Wave 1			
	Subtotal FRA count for Wave 1		0
Wave 2			
	Subtotal FRA count for Wave 2		0
Wave 3			
	Subtotal FRA count for Wave 3		0
Wave 4			
	Subtotal FRA count for Wave 4		0
Canadian Border			
1	ANN ARBOR, CITY OF, MI	3/1/2017	
	Subtotal FRA count for Canadian Border		1
Mexican Border			
	Subtotal FRA count for Mexican Border		0
Total FRAs			1

Appendix 8
Summary of Stage 2 PFAs that have Closed, as of March 31, 2017

Stage 2 PFAs			
	Deal Name	TA Completion Certification Receipt Date	Deal Count
Wave 1			
1	Monterey, County of (CA)	5/11/2007	
2	ROCK, COUNTY OF, WI PH II	6/12/2007	
3	VACAVILLE, CITY OF, CA PH II	1/14/2008	
4	Colorado, State of PH II	3/10/2008	
5	ALLEN, COUNTY OF, IN PH II	3/12/2008	
6	SHEBOYGAN, COUNTY OF, WI PH II	3/20/2008	
7	SPRINGFIELD, CITY OF, IL PH II	4/7/2008	
8	Nashua, City of	4/11/2008	
9	PORTSMOUTH, CITY OF, VA PH II	4/11/2008	
10	UNIVERSITY OF CONNECTICUT, CT PH II	4/11/2008	
11	Brown, County of WI	4/14/2008	
12	EAGLE, COUNTY OF, CO PH II	4/14/2008	
13	NORTHWEST CENTRAL DISPATCH SYSTEM, IL PH II	4/21/2008	
14	ELK GROVE UNIFIED SCHOOL DISTRICT, CA PH II	4/29/2008	
15	LA CROSSE, CITY OF, WI PH II	4/29/2008	
16	Maui, County of, HI PH II	5/21/2008	
17	EAST CHICAGO, CITY OF, IN PH II	6/9/2008	
18	SALEM, CITY OF, OR PH II	6/11/2008	
19	University of California - Berkeley	6/11/2008	
20	HOPEWELL, CITY OF, VA PH II	7/2/2008	
21	WALLINGFORD, TOWN OF, CT PH II	7/9/2008	
22	Cook, County of, IL PH II	8/1/2008	
23	DAVIS, CITY OF, CA PH II	8/18/2008	
24	WAUKESHA, COUNTY OF, WI PH II	8/19/2008	
25	University of California - Santa Cruz	9/17/2008	
26	ROANOKE, COUNTY OF, VA PH II	11/11/2008	
27	University of California - Merced	11/24/2008	
28	ALEXANDRIA, CITY OF, VA PH II	12/19/2008	
29	EAST HAMPTON, TOWN OF, NY PH II	1/14/2009	
30	ILLINOIS, STATE OF PH II	2/12/2009	
31	KANKAKEE, CITY OF, IL PH II	2/12/2009	
32	UPPER MARYLAND EASTERN SHORE CONSORTIUM, MD PH II	2/25/2009	
33	MASSACHUSETTS BAY TRANS AUTHORITY PH II	3/17/2009	
34	WILL, COUNTY OF, IL PH II	3/24/2009	
35	CENTRAL VA PLANNING DISTRICT COMMISSION, VA PH II	5/18/2009	
36	SALT LAKE CITY, CITY OF, UT PH II	5/18/2009	
37	MC LEAN, COUNTY OF, IL PH II	5/20/2009	
38	CAPITAL REGION AIRPORT COMMISSION, VA PH II	7/17/2009	
39	PORTLAND, CITY OF, ME PH II	7/22/2009	
40	CLARK, COUNTY OF, NV PH II	9/14/2009	
41	Fairfield, Town of	9/25/2009	
42	SAINT CLAIR, COUNTY OF, IL PH II	9/29/2009	
43	HANOVER, COUNTY OF, VA PH II	10/20/2009	
44	GREENFIELD, CITY OF, WI PH II	10/26/2009	
45	NORFOLK, COUNTY OF, MA PH II	11/6/2009	
46	HONOLULU, CITY AND COUNTY OF, HI PH II	12/1/2009	
47	SCHAUMBURG, VILLAGE OF, IL PH II	1/19/2010	
48	WICOMICO, COUNTY OF, MD PH II	3/2/2010	
49	CARROLL, COUNTY OF, MD PH II	3/19/2010	
50	NASSAU, COUNTY OF, NY PH II	3/23/2010	
51	NAPERVILLE, CITY OF, IL PH II	4/6/2010	
52	University of Maryland PH II	4/19/2010	

Appendix 8
Summary of Stage 2 PFAs that have Closed, as of March 31, 2017

Stage 2 PFAs			
	Deal Name	TA Completion Certification Receipt Date	Deal Count
53	SANTA CLARA, CITY OF, CA PH II	4/20/2010	
54	UCAN	5/4/2010	
55	GRUNDY E-911, COUNTY OF, IL PH II	5/5/2010	
56	STAMFORD, CITY OF, CT PH II	5/5/2010	
57	STOCKTON, CITY OF, CA PH II	5/7/2010	
58	METRO WASHINGTON AIRPORTS AUTH (MWAA) PH II	6/10/2010	
59	SAN FRANCISCO, CITY & COUNTY OF, CA PH II	6/17/2010	
60	HOWARD, COUNTY OF, MD PH II	7/6/2010	
61	WARRENTON FAUQUIER JOINT COMM CTR PH II	7/6/2010	
62	Bluffton, City of	7/19/2010	
63	RICHMOND, CITY OF, CA PH II	7/22/2010	
64	JOLIET, CITY OF, IL PH II	8/17/2010	
65	ROCKLAND, COUNTY OF, NY PH II	8/17/2010	
66	FREDERICK, COUNTY OF, MD PH II	8/25/2010	
67	MASSACHUSETTS WATER RESOURCES AUTHORITY, MA PH II	8/30/2010	
68	UNION, COUNTY OF, NJ PH II	9/2/2010	
69	YORK, COUNTY OF, VA PH II	9/22/2010	
70	TIPPECANOE, COUNTY OF, IN PH II	9/29/2010	
71	MILWAUKEE, COUNTY OF, WI PH II	10/6/2010	
72	HARFORD COUNTY, MD, MD PH II	11/15/2010	
73	HOWARD, COUNTY OF, IN PH II	11/17/2010	
74	OAKLAND, CITY OF, CA PH II	12/16/2010	
75	CALVERT, COUNTY OF, MD PH II	1/19/2011	
76	HAMILTON, COUNTY OF, IN PH II	2/24/2011	
77	CULPEPER, COUNTY OF, VA PH II	2/28/2011	
78	GREENWICH, TOWN OF, CT PH II	3/3/2011	
79	ATLANTIC CITY, CITY OF, NJ PH II	4/27/2011	
80	HARTFORD, City of, CT PH II	5/9/2011	
81	WISCONSIN, STATE OF PH II	6/13/2011	
82	NEW YORK, CITY OF, NY PH II	6/23/2011	
83	BALTIMORE, CITY OF, MD PH II	7/7/2011	
84	DELAWARE, COUNTY OF, IN PH II	7/12/2011	
85	PACE SUBURBAN BUS SERVICE OF THE RTA, IL PH II	8/5/2011	
86	University of California - Davis	10/20/2011	
87	WETHERSFIELD, TOWN OF, CT PH II	11/4/2011	
88	CHESTER, COUNTY OF, PA PH II	12/12/2011	
89	CHESAPEAKE, CITY OF, VA PH II	1/5/2012	
90	SANTA CLARA VALLEY WATER DISTRICT, CA PH II	1/23/2012	
91	Chesterfield, County of, VA PH II	4/25/2012	
92	NEWPORT NEWS, CITY OF, VA PH II	6/11/2012	
93	WEST HARTFORD, TOWN OF, CT PH II	6/26/2012	
94	Boston Public Health Commission, City of, MA PH II	7/16/2012	
95	SUFFOLK, COUNTY OF, NY PH II	8/8/2012	
96	VIRGINIA, COMMONWEALTH OF, VA PH II	8/8/2012	
97	LOUDOUN, COUNTY OF, VA PH II	10/22/2012	
98	PRINCE GEORGES, COUNTY OF, MD PH II	10/22/2012	
99	MANASSAS, CITY OF, VA PH II	10/26/2012	
100	RHODE ISLAND PUBLIC TRANSIT AUTHORITY, RI PH II	11/7/2012	
101	Department of Correction, Massachusetts PH II	11/8/2012	
102	Illinois, State of, PH II Criminal Justice Auth	11/8/2012	
103	SPOTSYLVANIA, COUNTY OF, VA PH II	2/22/2013	
104	ELGIN, CITY OF, IL PH II	3/14/2013	
105	ALAMEDA, COUNTY OF, CA PH II	4/2/2013	

Appendix 8
Summary of Stage 2 PFAs that have Closed, as of March 31, 2017

Stage 2 PFAs			
	Deal Name	TA Completion Certification Receipt Date	Deal Count
106	Chicago, City of, IL PH II Aviation	4/23/2013	
107	WATERBURY, CITY OF, CT PH II	5/8/2013	
108	LANCASTER COUNTY OF, PA PH II	5/20/2013	
109	Indiana, State of	5/23/2013	
110	SAN FRANCISCO BART PH II	7/10/2013	
111	AURORA, CITY OF, IL PH II	7/24/2013	
112	Southern Nevada	8/22/2013	
113	FAIRFAX, COUNTY OF, VA PH II	9/5/2013	
114	MASSACHUSETTS PORT AUTHORITY, MA PH II	12/6/2013	
115	NEW JERSEY, STATE OF PH II	12/17/2013	
116	Sacramento County, CA Regional PFA only	1/10/2014	
117	CHICAGO, CITY OF, IL PH II	1/29/2014	
118	SUFFOLK, CITY OF, VA PH II	3/11/2014	
119	ALBEMARLE, COUNTY OF, VA PH II	3/24/2014	
120	MASSACHUSETTS, COMMONWEALTH OF PH II	4/11/2014	
121	SUFFOLK, COUNTY OF PH II	4/21/2014	
122	SACRAMENTO, COUNTY OF, CA PH II	4/29/2014	
123	Baltimore Washington Int'l Airport PH II	5/21/2014	
124	DELAWARE, STATE OF PH II	5/28/2014	
125	KAUAI, COUNTY OF, HI PH II	6/4/2014	
126	ROSEVILLE, CITY OF, CA PH II	7/8/2014	
127	OLD BRIDGE, TOWNSHIP OF, NJ PH II	7/16/2014	
128	PORTLAND, CITY OF, OR PH II	8/11/2014	
129	VANDERBURGH, COUNTY OF, IN PH II	8/11/2014	
130	PRINCE WILLIAM, COUNTY OF, VA PH II	8/19/2014	
131	MONTGOMERY, COUNTY OF, PA PH II	8/26/2014	
132	PHILADELPHIA, CITY OF, PA PH II	11/21/2014	
133	RICHMOND, CITY OF, VA PH II	12/5/2014	
134	CHARLES, COUNTY OF, MD PH II	12/17/2014	
135	New Jersey Transit	2/24/2015	
136	CONNECTICUT, STATE OF PH II	3/4/2015	
137	ANNE ARUNDEL, COUNTY OF, MD PH II	4/20/2015	
138	TRENTON, CITY OF, NJ PH II	6/29/2015	
139	MONTGOMERY, COUNTY OF, MD PH II	9/11/2015	
140	HENRICO, COUNTY OF, VA PH II	12/21/2015	
141	CAMBRIDGE, CITY OF, MA PH II	9/14/2016	
	Subtotal PFA count for Wave 1		141
Wave 2			
1	DYERSBURG, CITY OF, TN PH II	7/30/2007	
2	CARROLLTON, CITY OF, TX PH II	3/26/2008	
3	Middle TN State Univ PH II	3/27/2008	
4	RAMSEY, COUNTY OF, MN PH II	3/31/2008	
5	BI STATE INFORMATION CENTER, TX PH II	4/18/2008	
6	Knox County Sheriff TN PH II	4/29/2008	
7	AUSTIN, CITY OF, TX PH II	5/1/2008	
8	PLANO, CITY OF, TX PH II	5/5/2008	
9	MINNESOTA, STATE OF PH II	5/9/2008	
10	RICHARDSON, CITY OF, TX PH II	5/9/2008	
11	East Texas Medical Center, TX PH II	5/14/2008	
12	LONGVIEW, CITY OF, TX PH II	5/14/2008	
13	JEFFERSON, COUNTY OF, OH PH II	5/15/2008	
14	JACKSONVILLE, CITY OF, AR PH II	6/10/2008	
15	BUCHANAN, COUNTY OF, MO PH II	6/11/2008	

Appendix 8
Summary of Stage 2 PFAs that have Closed, as of March 31, 2017

Stage 2 PFAs			
	Deal Name	TA Completion Certification Receipt Date	Deal Count
16	BOWLING GREEN, CITY OF, KY PH II	6/13/2008	
17	DALLAS AREA RAPID TRANSIT AUTHORITY, TX PH II	6/17/2008	
18	Sullivan, County of, TN	6/17/2008	
19	WASHINGTON COUNTY SHERIFF DEPARTMENT, NE PH II	6/17/2008	
20	BELMONT, COUNTY OF, OH PH II	6/24/2008	
21	LEE, COUNTY OF, TX PH II	6/24/2008	
22	LOUISVILLE METRO GOVERNMENT, KY PH II	6/24/2008	
23	BEAUMONT, CITY OF, TX PH II	6/30/2008	
24	Franklin, City of, TN PH II	7/10/2008	
25	COLLIN, COUNTY OF, TX PH II	7/25/2008	
26	STEARNS, COUNTY OF, MN PH II	8/11/2008	
27	OMAHA PUBLIC POWER DISTRICT, NE PH II	8/12/2008	
28	METRO GVT OF NASHVILLE AND DAVIDSON CTY PH II	8/14/2008	
29	WEST DES MOINES, CITY OF, IA PH II	10/8/2008	
30	North Kansas City Police	11/3/2008	
31	Prairie Village, City of, KS PH II	11/11/2008	
32	CEDAR PARK, CITY OF, TX PH II	11/20/2008	
33	HENNEPIN, COUNTY OF, MN PH II	1/7/2009	
34	CEDAR RAPIDS, CITY OF, IA PH II	1/22/2009	
35	DOUGLAS, COUNTY OF, NE PH II	2/3/2009	
36	DALLAS, CITY OF, TX PH II	2/19/2009	
37	LITTLE ROCK, CITY OF, AR PH II	3/9/2009	
38	DENTON, CITY OF, TX PH II	3/24/2009	
39	COPPERAS COVE, CITY OF, TX PH II	3/31/2009	
40	FORT WORTH, CITY OF, TX PH II	5/18/2009	
41	BEDFORD, CITY OF, TX PH II	5/21/2009	
42	GRAND PRAIRIE, CITY OF, TX PH II	6/15/2009	
43	Johnson City, City of	8/17/2009	
44	CHEYENNE, CITY OF, WY PH II	9/14/2009	
45	SAINT CLOUD, CITY OF, MN PH II	9/22/2009	
46	CONWAY, CITY OF, AR PH II	9/24/2009	
47	Saint PETERS, CITY OF, MO PH II	9/25/2009	
48	VANDERBILT UNIVERSITY MEDICAL CENTER, TN PH II	9/25/2009	
49	NORMAN, CITY OF, OK PH II	11/3/2009	
50	UNIVERSITY PARK, CITY OF, TX PH II	11/20/2009	
51	OWASSO, CITY OF, OK PH II	12/1/2009	
52	WICHITA FALLS, CITY OF, TX PH II	12/15/2009	
53	RAYTOWN, CITY OF, MO PH II	1/21/2010	
54	LUBBOCK, CITY OF, TX PH II	2/15/2010	
55	CASPER, CITY OF, WY PH II	3/3/2010	
56	SAINT LOUIS, CITY OF, MO Airport PH II	3/5/2010	
57	HOUSTON INDEPENDENT SCHOOL DISTRICT, TX PH II	3/26/2010	
58	Knox County Schools, TN PH II	4/20/2010	
59	GOODLETTSVILLE, CITY OF, TN PH II	4/26/2010	
60	Bastrop, County of, Texas, TX PH II	4/28/2010	
61	HARRIS, COUNTY OF, TX PH II	6/21/2010	
62	TEXAS, STATE OF TEXAS A&M UNIVERSITY, TX PH II	7/19/2010	
63	SAINT CHARLES, CITY OF, MO PH II	7/30/2010	
64	Tennessee DOC PH II	8/3/2010	
65	ORANGE, CITY OF, TX PH II	8/5/2010	
66	OVERLAND PARK, CITY OF, KS PH II	8/6/2010	
67	BELL, COUNTY OF, TX PH II	9/2/2010	
68	HUTCHINSON-RENO COUNTY EMER COMM PH II	10/5/2010	

Appendix 8
Summary of Stage 2 PFAs that have Closed, as of March 31, 2017

Stage 2 PFAs			
	Deal Name	TA Completion Certification Receipt Date	Deal Count
69	SUMNER COUNTY OF, KS PH II	10/21/2010	
70	COLLEGE STATION, CITY OF, TX PH II	12/7/2010	
71	Russell, County of, KS PH II	2/15/2011	
72	SAINT LOUIS, CITY OF, MO PH II	6/13/2011	
73	SEDGWICK, COUNTY OF, KS PH II	6/16/2011	
74	ELLSWORTH, COUNTY OF, KS PH II	6/27/2011	
75	JOHNSON, COUNTY OF, KS PH II	7/7/2011	
76	LINCOLN, COUNTY OF, KS PH II	7/7/2011	
77	PADUCAH, CITY OF, KY PH II	7/28/2011	
78	ELLIS, COUNTY OF, KS PH II	8/17/2011	
79	KANSAS, STATE OF PH II	9/15/2011	
80	HAYSVILLE, CITY OF, KS PH II	9/19/2011	
81	WILLIAMSON, COUNTY OF, TX PH II	9/19/2011	
82	WHEELING, CITY OF, WV PH II	11/14/2011	
83	PORT NECHES, CITY OF, TX PH II	12/12/2011	
84	HOUSTON, CITY OF, TX PH II	2/2/2012	
85	Lewisville, City of, TX PH II	3/26/2012	
86	LAKE QUIVIRA, CITY OF, KS PH II	4/19/2012	
87	MONTGOMERY, COUNTY OF, TX PH II	5/16/2012	
88	GARLAND, CITY OF, TX PH II	5/22/2012	
89	CLARKSVILLE, CITY OF, TN PH II	5/23/2012	
90	ARKANSAS, STATE OF PH II	5/29/2012	
91	KNOX, COUNTY OF, TN PH II	6/4/2012	
92	WACO, CITY OF, TX PH II	6/15/2012	
93	MC KINNEY, CITY OF, TX PH II	8/8/2012	
94	GRANDVIEW, CITY OF, MO PH II	8/31/2012	
95	METROPOLITAN NASHVILLE AIRPORT AUTHORITY, TN PH II	9/14/2012	
96	SMYRNA, TOWN OF, TN PH II	11/7/2012	
97	MEMPHIS, CITY OF, TN PH II	2/11/2013	
98	ARLINGTON, CITY OF, TX PH II	3/22/2013	
99	TULSA, CITY OF, OK PH II	4/19/2013	
100	OAK RIDGE, CITY OF, TN PH II	6/4/2013	
101	MESQUITE, CITY OF, TX PH II	7/17/2013	
102	DENTON, COUNTY OF, TX PH II	8/9/2013	
103	OBION, COUNTY OF - SHERIFF DEPT, TN PH II	12/4/2013	
104	SARPY, COUNTY OF, NE PH II	4/7/2014	
105	OKLAHOMA, STATE OF PH II	6/4/2014	
106	BIXBY, CITY OF, OK PH II	6/9/2014	
107	BRYAN, CITY OF, TX PH II	6/11/2014	
108	EDMOND, CITY OF, OK PH II	7/2/2014	
109	IRVING, CITY OF, TX PH II	11/21/2014	
110	DALLAS-FORT WORTH INTERNATIONAL AIRPORT, TX PH II	1/26/2015	
	Subtotal PFA count for Wave 2		110
Wave 3			
1	EMERGENCY MANAGEMENT DISTRICT, MS	3/11/2008	
2	JACKSONVILLE BEACH, CITY OF, FL PH II	3/21/2008	
3	LAKELAND, CITY OF, FL PH II	4/4/2008	
4	CHARLOTTE, COUNTY OF, FL PH II	4/14/2008	
5	CONCORD, CITY OF, NC PH II	4/14/2008	
6	FORSYTH, COUNTY OF, GA PH II	4/14/2008	
7	ALBANY, CITY OF, GA	4/18/2008	
8	BAY COUNTY COMMISSIONERS, FL PH II	4/18/2008	
9	SARASOTA, COUNTY OF, FL PH II	4/18/2008	

Appendix 8
Summary of Stage 2 PFAs that have Closed, as of March 31, 2017

Stage 2 PFAs			
	Deal Name	TA Completion Certification Receipt Date	Deal Count
10	ALBERTVILLE, CITY OF, AL	4/21/2008	
11	OPELIKA, CITY OF, AL PH II	4/21/2008	
12	PANAMA CITY, CITY OF, FL	4/21/2008	
13	IBERVILLE, PARISH OF, LA PH II	4/23/2008	
14	FAYETTE, COUNTY OF, GA PH II	5/5/2008	
15	FLORENCE, COUNTY OF, SC PH II	5/9/2008	
16	HINDS, COUNTY OF, MS PH II	5/19/2008	
17	MINT HILL, TOWN OF, NC PH II	6/2/2008	
18	STONE MOUNTAIN PARK PH II	6/4/2008	
19	CALCASIEU PARISH COMMUNICATIONS DISTRICT PH II	6/11/2008	
20	GAINESVILLE, CITY OF, FL PH II	6/11/2008	
21	CLEVELAND, COUNTY OF, NC PH II	6/30/2008	
22	SULPHUR, CITY OF, LA PH II	7/1/2008	
23	MOORESVILLE, TOWN OF, NC PH II	7/9/2008	
24	TARBORO, TOWN OF, NC PH II	7/10/2008	
25	DUKE UNIVERSITY PH II	7/16/2008	
26	KERNERSVILLE, TOWN OF, NC PH II	7/24/2008	
27	MYRTLE BEACH, CITY OF, SC PH II	7/25/2008	
28	SHELBY, CITY OF, NC PH II	9/3/2008	
29	SCHOOL BOARD OF BROWARD COUNTY, FLORIDA PH II	9/25/2008	
30	LEE, COUNTY OF, FL PH II	9/29/2008	
31	MARION, COUNTY OF, FL PH II	11/3/2008	
32	SAINT CHARLES, PARISH OF, LA PH II	11/19/2008	
33	PITT, COUNTY OF, NC PH II	11/24/2008	
34	CALCASIEU, PARISH OF, LA PH II	11/26/2008	
35	CHARLESTON, CITY OF, SC PH II	11/26/2008	
36	DESOTO, COUNTY OF, FL PH II	12/2/2008	
37	LENOIR, COUNTY OF, NC PH II	12/2/2008	
38	GWINNETT, COUNTY OF, GA PH II	12/8/2008	
39	HORRY, COUNTY OF, SC PH II	12/8/2008	
40	CADDO PARISH COMMUNICATIONS DIST 1, LA PH II	12/15/2008	
41	EMORY UNIVERSITY, GA PH II	12/15/2008	
42	Hall, County of	12/15/2008	
43	PINEVILLE, TOWN OF, NC PH II	12/15/2008	
44	MECKLENBURG, COUNTY OF, NC PH II	1/6/2009	
45	PALM BEACH, COUNTY OF, FL PH II	1/14/2009	
46	DELRAY BEACH, CITY OF, FL PH II	1/23/2009	
47	BOSSIER, PARISH OF, LA PH II	1/30/2009	
48	Atlanta, City of, GA PH II	2/3/2009	
49	SALISBURY, CITY OF, NC PH II	2/3/2009	
50	Athens-Clarke County, GA PH II MA	6/15/2009	
51	New Hanover, County of, NC PH II	6/29/2009	
52	HOLLYWOOD, CITY OF, FL PH II	7/29/2009	
53	FULTON, COUNTY OF, GA PH II	7/30/2009	
54	JACKSONVILLE, CITY OF, FL PH II	8/7/2009	
55	HICKORY, CITY OF, NC PH II	8/12/2009	
56	FAYETTEVILLE, CITY OF, NC PH II	8/25/2009	
57	LAFOURCHE, PARISH OF, LA PH II	9/14/2009	
58	CHARLESTON, COUNTY OF, SC PH II	10/2/2009	
59	AVOYELLES PARISH COMMUNICATIONS DISTRICT, LA PH II	10/19/2009	
60	BOSSIER, CITY OF, LA PH II	10/23/2009	
61	GLYNN, COUNTY OF, GA PH II	10/28/2009	
62	SAINT TAMMANY, PARISH OF, LA PH II	11/11/2009	

Appendix 8
Summary of Stage 2 PFAs that have Closed, as of March 31, 2017

Stage 2 PFAs			
	Deal Name	TA Completion Certification Receipt Date	Deal Count
63	HIALEAH, CITY OF, FL PH II	11/20/2009	
64	CRISP, COUNTY OF, GA	11/25/2009	
65	CORAL SPRINGS, CITY OF, FL PH II	12/10/2009	
66	Orange, County of, FL PH II	1/12/2010	
67	Hillsborough, County Of, FL PH II	1/27/2010	
68	THOMASVILLE, CITY OF, NC PH II	2/24/2010	
69	Rocky Mount, City of, NC PH II	2/25/2010	
70	MARION, COUNTY OF, SC PH II	3/1/2010	
71	City of Sumter and Sumter County, SC PH II	4/7/2010	
72	HARRISON, COUNTY OF, MS PH II	4/9/2010	
73	Cary, Town of, NC PH II	4/21/2010	
74	BIRMINGHAM, CITY OF, AL PH II	4/23/2010	
75	YORK, COUNTY OF, SC PH II	4/28/2010	
76	WINTER PARK, CITY OF, FL PH II	5/4/2010	
77	GREATER ORLANDO PUBLIC SAFETY COOP, FL PH II	5/6/2010	
78	LAKE CHARLES, CITY OF, LA PH II	5/20/2010	
79	CALHOUN, COUNTY OF, AL PH II	5/27/2010	
80	OSCEOLA, COUNTY OF, FL PH II	6/7/2010	
81	PINELLAS, COUNTY OF, FL PH II	6/7/2010	
82	West Baton Rouge Parish Comm Dist PH II	6/15/2010	
83	JACKSON, COUNTY OF, MS PH II	7/6/2010	
84	LA GRANGE, CITY OF, GA PH II	7/22/2010	
85	MONTGOMERY, CITY OF, AL PH II	7/23/2010	
86	Hancock, County of, MS PH II	7/29/2010	
87	REEDY CREEK IMPROVEMENT DISTRICT, FL PH II	8/18/2010	
88	RALEIGH DURHAM AIRPORT AUTHORITY, NC PH II	8/23/2010	
89	BOYNTON BEACH, CITY OF, FL PH II	8/27/2010	
90	OCALA, CITY OF, FL PH II	9/2/2010	
91	RAPIDES, PARISH OF, LA PH II	9/22/2010	
92	WINSTON SALEM, CITY OF, NC PH II	10/22/2010	
93	GADSDEN, CITY OF, AL PH II	1/20/2011	
94	FORT LAUDERDALE, CITY OF, FL PH II	3/14/2011	
95	SAINT LUCIE, COUNTY OF, FL PH II	5/4/2011	
96	MOBILE, CITY OF, AL PH II	6/6/2011	
97	JEFFERSON, PARISH OF, LA PH II	7/7/2011	
98	HARTSELLE, CITY OF, AL PH II	8/18/2011	
99	BROWARD, COUNTY OF, FL PH II	9/15/2011	
100	JACKSONVILLE, CITY OF, NC PH II	10/5/2011	
101	Maitland, City of, FL PH II	10/6/2011	
102	HENRY, COUNTY OF, GA PH II	10/7/2011	
103	PUERTO RICO, COMMONWEALTH OF PH II	10/31/2011	
104	Washington, County of, AL PH II	11/8/2011	
105	ALABAMA, STATE OF, AL PH II	11/17/2011	
106	MIAMI-DADE, COUNTY OF, FL PH II	11/17/2011	
107	CLAY, COUNTY OF, FL PH II	12/13/2011	
108	PLANTATION, CITY OF, FL PH II	12/22/2011	
109	TALLAHASSEE, CITY OF, FL PH II	4/10/2012	
110	BEAUFORT, COUNTY OF, SC PH II	5/1/2012	
111	BULLOCH, COUNTY OF, GA	5/8/2012	
112	MOBILE, COUNTY OF, AL PH II	6/1/2012	
113	BATON ROUGE, CITY OF, LA PH II	7/6/2012	
114	LOWNDES, COUNTY OF, GA PH II	7/6/2012	
115	CONSOLIDATED GOVERNMENT OF COLUMBUS, GA PH II	7/11/2012	

Appendix 8
Summary of Stage 2 PFAs that have Closed, as of March 31, 2017

Stage 2 PFAs			
	Deal Name	TA Completion Certification Receipt Date	Deal Count
116	DURHAM, CITY OF, NC	8/6/2012	
117	MARTIN, COUNTY OF, FL PH II	8/8/2012	
118	ONslow COUNTY OF, NC PH II	8/10/2012	
119	CORAL GABLES, CITY OF, FL PH II	8/20/2012	
120	LEE, COUNTY OF, MS	8/24/2012	
121	SPARTANBURG, COUNTY OF, SC PH II	8/27/2012	
122	NEW ORLEANS, PORT OF PH II	10/18/2012	
123	MONROE, COUNTY OF, FL PH II	11/8/2012	
124	SEMINOLE, COUNTY OF, FL PH II	2/4/2013	
125	SOUTH CAROLINA, STATE OF PH II	2/19/2013	
126	GUILFORD, COUNTY OF, NC PH II	4/8/2013	
127	SHERIFF, PARISH OF POINTE COUPEE, LA PH II	4/12/2013	
128	POLK, COUNTY OF, FL PH II	5/20/2013	
129	GEORGIA, STATE OF PH II	6/4/2013	
130	HIGH POINT, CITY OF, NC PH II	8/12/2013	
131	NEW BERN, CITY OF, NC PH II	8/22/2013	
132	SAVANNAH, CITY OF, GA	12/17/2013	
133	VICKSBURG, CITY OF, MS PH II	4/17/2014	
134	HUNTSVILLE, CITY OF, AL PH II	4/29/2014	
135	NEW ORLEANS, CITY OF, LA PH II	6/18/2014	
136	Puerto Rico State Police, PR PH II	6/25/2014	
137	OPELOUSAS, CITY OF, LA PH II	7/25/2014	
138	Mississippi, State of, PH II	8/18/2014	
139	NORTH CAROLINA, STATE OF PH II	8/3/2015	
140	WAKE, COUNTY OF, NC PH II	11/17/2015	
141	FLORIDA, STATE OF PH II	11/30/2015	
142	COBB, COUNTY OF, GA PH II	3/30/2016	
143	Jefferson Parish SO, LA PH II Region 1	5/18/2016	
144	LAFAYETTE, PARISH OF, LA PH II	6/27/2016	
Subtotal PFA count for Wave 3			144
Wave 4			
1	WESTERN MICHIGAN UNIVERSITY, MI PH II	3/21/2008	
2	CLARK, COUNTY OF, WA PH II	4/29/2008	
3	LIVE OAK, CITY OF, TX PH II	11/25/2008	
4	HARRISON, COUNTY OF, OH PH II	11/26/2008	
5	YAKIMA, CITY OF, WA PH II	12/8/2008	
6	HOBBS, CITY OF, NM PH II	12/19/2008	
7	CLERMONT, COUNTY OF, OH PH II	1/5/2009	
8	VIA METROPOLITAN TRANSIT, TX PH II	3/20/2009	
9	BENTON, COUNTY OF, WA PH II	10/5/2009	
10	SAN ANGELO, CITY OF, TX PH II	10/20/2009	
11	CUMBERLAND, COUNTY OF, PA PH II	1/4/2010	
12	Signal Hill, City of, CA PH II	1/7/2010	
13	CORPUS CHRISTI, CITY OF, TX PH II	2/25/2010	
14	BEXAR METROPOLITAN WATER DISTRICT, TX PH II	3/16/2010	
15	CINCINNATI, CITY OF, OH PH II	5/19/2010	
16	ALBUQUERQUE, CITY OF, NM PH II	5/27/2010	
17	NEW MEXICO, STATE OF, NM PH II	7/29/2010	
18	WARREN, COUNTY OF, OH PH II	2/25/2011	
19	HAMILTON, COUNTY OF, OH PH II	5/4/2011	
20	PENNSYLVANIA STATE UNIVERSITY, PA PH II	11/21/2011	
21	SOUTHWEST OHIO REGIONAL TRANSIT AUTH PH II	3/8/2012	
22	WESTMORELAND, COUNTY OF, PA PH II	9/5/2012	
23	Sante Fe, City of, NM PH II	11/28/2012	

Appendix 8
Summary of Stage 2 PFAs that have Closed, as of March 31, 2017

Stage 2 PFAs			
	Deal Name	TA Completion Certification Receipt Date	Deal Count
24	CALDWELL, COUNTY OF, TX PH II	10/23/2013	
25	SAN ANTONIO, CITY OF, TX PH II	2/11/2014	
26	MIDLAND, CITY OF, TX PH II	2/14/2014	
27	DAYTON, CITY OF, OH PH II	3/24/2014	
	Subtotal PFA count for Wave 4		27
Canadian Border Region			
1	Canton, City of OH	1/7/2010	
2	SAGINAW COUNTY 911 COMMUNICATIONS AUTHORITY, MI	3/22/2010	
3	PUYALLUP, CITY OF, WA PH II	4/9/2010	
4	STARK, COUNTY OF, OH PH II	4/9/2010	
5	Grand Isle County Emer Svcs Assoc PH II	4/19/2010	
6	SPOKANE TRANSIT AUTHORITY, WA PH II	6/14/2010	
7	Regents of University of Michigan, MI	8/23/2010	
8	Dublin, City of, OH	8/27/2010	
9	Port of Seattle, WA	9/1/2010	
10	WORTHINGTON, CITY OF PH II	9/20/2010	
11	Huron County 911, MI	9/27/2010	
12	Lansing School District, MI	10/22/2010	
13	Warren, City of, MI	11/17/2010	
14	CUYAHOGA FALLS, CITY OF, OH PH II	12/14/2010	
15	TACOMA, CITY OF, WA PH II	1/14/2011	
16	Niagara Frontier Transportation Authority, NY	1/31/2011	
17	FINDLAY, CITY OF, OH PH II	2/28/2011	
18	DELAWARE, COUNTY OF, OH PH II	6/6/2011	
19	Onondaga, County Of, NY PH II	6/27/2011	
20	LAKE, COUNTY OF, OH PH II	7/6/2011	
21	Kitsap County Transit, WA	8/17/2011	
22	Bellingham, City of, WA	9/19/2011	
23	DOWNRIVER MUTUAL AID, MI PH II	10/28/2011	
24	Bath, Township of, OH	11/15/2011	
25	State of Ohio - Ohio State University PH II	11/17/2011	
26	Warren, City of, OH	12/9/2011	
27	VALLEY COMMUNICATIONS CENTER, WA PH II	2/8/2012	
28	FRANKLIN, COUNTY OF, OH PH II	3/5/2012	
29	AUBURN, CITY OF, NY PH II	3/19/2012	
30	PARMA, CITY OF, OH PH II	4/2/2012	
31	MIAMI, COUNTY OF, OH PH II	6/19/2012	
32	EASTSIDE PUBLIC SAFETY COMM AGY, WA PH II	6/29/2012	
33	Monroe, County of, NY	8/6/2012	
34	TUSCOLA, COUNTY OF, MI	8/6/2012	
35	MONTGOMERY, COUNTY OF, OH PH II	8/21/2012	
36	MICHIGAN STATE UNIVERSITY, MI PH II	9/5/2012	
37	Geauga, County of, OH	9/17/2012	
38	SNOHOMISH COUNTY EMERGENCY RADIO SYSTEM PH II	9/21/2012	
39	JACKSON, COUNTY OF, MI PH II	9/26/2012	
40	GROSSE POINTE FARMS CITY OF, MI PH II	10/10/2012	
41	SNOHOMISH, COUNTY OF, WA PH II	11/8/2012	
42	SEATTLE, CITY OF, WA PH II	11/26/2012	
43	OSWEGO, COUNTY OF, NY PH II	2/19/2013	
44	LAPEER, COUNTY OF, MI PH II	3/14/2013	
45	Parma Heights, City of, OH PH II	5/30/2013	
46	Genesee, County of, NY	6/26/2013	
47	COLUMBUS, CITY OF, OH PH II	7/17/2013	
48	MICHIGAN, STATE OF PH II	10/22/2013	
49	Wayne, County of, MI PH II	2/5/2014	
50	Cleveland, City of, OH	3/26/2014	

Appendix 8
Summary of Stage 2 PFAs that have Closed, as of March 31, 2017

Stage 2 PFAs			
	Deal Name	TA Completion Certification Receipt Date	Deal Count
51	OHIO, STATE OF	3/26/2014	
52	Lucas, County of, OH	3/31/2014	
53	CLINTON, COUNTY OF, MI PH II	4/23/2014	
54	KING, COUNTY OF, WA PH II	5/19/2014	
55	WESTLAND, CITY OF, MI PH II	5/28/2014	
56	Summit County Ohio, OH PH II	8/15/2014	
57	Clinton, County of, NY	9/8/2014	
58	BROOK PARK, CITY OF, OH PH II	9/30/2014	
59	ANN ARBOR, CITY OF, MI	12/17/2014	
60	Ottawa, County of, OH	8/16/2016	
	Subtotal PFA count for Canadian Border Region		60
Mexican Border Region			
1	LOS ANGELES, COUNTY OF, CA PH II	7/23/2014	
2	CHANDLER, CITY OF, AZ	10/8/2014	
3	Cameron, County of, TX	12/10/2014	
4	LAS CRUCES, CITY OF, NM PH II	1/6/2015	
5	MESA, CITY OF	1/30/2015	
6	ARIZONA, STATE OF PH II	8/3/2015	
7	Laredo, City of	9/4/2015	
8	El Paso, City of	10/9/2015	
9	McAllen City of	10/9/2015	
10	Harlingen, City of	11/23/2015	
11	LOS ANGELES UNIFIED SCHOOL DISTRICT, CA	12/11/2015	
12	Phoenix, City of, AZ PH II Data System	12/28/2015	
13	University of California - Santa Barbara PH II	1/6/2016	
14	Yuma, City of, AZ PH II	1/29/2016	
15	BROWNSVILLE, CITY OF, TX PH II	2/8/2016	
16	SAN DIEGO, CITY OF, CA PH II	4/13/2016	
17	LOS ANGELES, CITY OF, CA PH II	5/18/2016	
18	LOS ANGELES, CITY OF, CA Police	5/18/2016	
19	MARANA, TOWN OF, AZ PH II	5/23/2016	
20	ORANGE, COUNTY OF, CA	8/10/2016	
21	EDINBURG, CITY OF, TX PH II	8/26/2016	
22	REGENTS OF THE UNIVERSITY OF CALIFORNIA	3/1/2017	
	Subtotal PFA count for Mexican Border Region		22
Total PFAs			504

Appendix 8

Summary of FRAs for Licensees in the ESMR Band that have Closed, as of March 31, 2017

FRAs for Licensees in the ESMR Band			
	Deal Name	TA Completion Certification Receipt Date	Deal Count
Wave 1			
	Subtotal FRA count for Wave 1		0
Wave 2			
1	C & W Communications ESMR swap	11/14/2014	
	Subtotal FRA count for Wave 2		1
Wave 3			
1	American Beeper Company LLC	12/14/2011	
2	Salado, Freddy	4/11/2013	
3	Davila, Jose	12/17/2013	
4	Canto, Lazaro J	4/23/2014	
5	North Sight Communications	2/13/2015	
6	Centro de Comunicaciones de Puerto Rico	9/30/2015	
7	Note Acquisitions	5/9/2016	
8	R A Electronics & Communications	7/18/2016	
	Subtotal FRA count for Wave 3		8
Wave 4			
	Subtotal FRA count for Wave 4		0
Canadian Border			
	Subtotal FRA count for Canadian Border		0
Mexican Border			
	Subtotal FRA count for Mexican Border		0
Total FRAs			9

Appendix 8

Summary of PFAs for Licensees in the ESMR Band that have Closed, as of March 31, 2017

PFAs for Licensees in the ESMR Band			
	Deal Name	TA Completion Certification Receipt Date	Deal Count
Wave 1			
	Subtotal PFA count for Wave 1		0
Wave 2			
	Subtotal PFA count for Wave 2		0
Wave 3			
1	Salado, Freddy	5/10/2012	
2	R A Electronics & Communications	12/4/2013	
	Subtotal PFA count for Wave 3		2
Wave 4			
	Subtotal PFA count for Wave 4		0
Canadian Border			
	Subtotal PFA count for Canadian Border		0
Mexican Border			
	Subtotal PFA count for Mexican Border		0
Total PFAs			2

Appendix 9
Summary of Stage 1 FRAs that have not Closed, as of March 31, 2017

Stage 1 FRAs with Physical Reconfiguration Activities Complete that have not Closed			
	Deal Name	Aging from Completion of Physical Reconfiguration Activities (In Months)	Deal Count
Wave 1			
1	DeLasaux Thomas	133.03	
2	Worcester, City of	128.23	
3	Boston, City of - Police (MA)	71.67	
4	Fairfax County, VA (MW- COG)	46.67	
	Subtotal FRA count for Wave 1		4
Wave 2			
	Subtotal FRA count for Wave 2		0
Wave 3			
1	BIBB, COUNTY OF, GA	101.13	
2	Liberty Communications, Inc.	80.80	
3	DeKalb County Police Department, GA	61.87	
4	PENSACOLA, CITY OF, FL	56.70	
5	MIAMI BEACH, CITY OF, FL	51.20	
6	MIRAMAR, CITY OF, FL	44.23	
	Subtotal FRA count for Wave 3		6
Wave 4			
1	ORLEANS PARISH SCHOOL BOARD, LA	72.83	
2	LP Ganacias Enterprises, Inc	69.00	
3	RANKIN, COUNTY OF, MS	63.13	
4	JEFFERSON, PARISH OF, LA	52.80	
5	SAINT JOHN THE BAPTIST, PARISH OF, LA	46.90	
6	Choice Phone ESMR rebanding	43.63	
	Subtotal FRA count for Wave 4		6
Canadian Border Region			
1	United Telephone Company of Ohio	70.23	
2	ArcelorMittal Cleveland Inc.	62.67	
3	Continental Airlines, Inc.	57.33	
4	Radio Service Company Canadian Rebanding	53.73	
5	The Boeing Company	40.23	
	Subtotal FRA count for Canadian Border Region		5
Mexican Border Region			
1	Mobile Relay Associates Rebanding	30.40	
2	San Diego Gas & Electric Mexican Rebanding	30.40	
3	Hearthstone Enterprises Mexico Rebanding	30.17	
4	Third District Enterprises	27.40	
5	Telephone Connection	26.60	
6	3KFA, LLC	26.47	
7	CPC Arizona Holdings, Inc.	26.00	
8	PANDOL BROS INC	24.27	
9	R&M Repeater	21.57	
10	J. Paul Getty Trust	18.80	
11	Rudnick, Daniel Mexican Rebanding	18.00	
12	Southern California Edison Rebanding	16.17	
13	AUTOMOBILE CLUB OF SOUTHERN CALIFORNIA	5.60	
14	Action Communications Inc.	3.37	
15	COLTON UNIFIED SCHOOL DISTRICT	1.97	
	Subtotal FRA count for Mexican Border Region		15
Total FRAs			35

Appendix 9
Summary of Stage 2 FRAs that have not Closed, as of March 31, 2017

Stage 2 FRAs with Physical Reconfiguration Activities Complete that have not Closed			
	Deal Name	Aging from Completion of Physical Reconfiguration Activities (In Months)	Deal Count
Wave 1			
1	University of California - Merced PH II	106.67	
2	University of California - Santa Cruz PH II	101.80	
3	CAMDEN, CITY OF, NJ PH II	101.33	
4	Southern Nevada, RTC of	99.53	
5	UNION, COUNTY OF, NJ PH II	91.30	
6	Colorado, State of PH II	83.57	
7	OLD BRIDGE, TOWNSHIP OF, NJ PH II	82.20	
8	NASSAU, COUNTY OF, NY PH II	81.70	
9	HAMILTON, COUNTY OF, IN PH II	78.17	
10	ORANGE COUNTY SHERIFF, NY PH II	77.47	
11	PORTLAND, CITY OF, ME PH II	77.23	
12	Department of Correction, Massachusetts PH II	76.63	
13	BOSTON, CITY OF, MA PH II - POLICE	71.67	
14	VANDERBURGH, COUNTY OF, IN PH II	70.10	
15	Livermore, City of, CA PH II	67.00	
16	SACRAMENTO, COUNTY OF, CA PH II	64.93	
17	CHERRY HILL, TOWNSHIP OF, NJ PH II	64.53	
18	Portland, City of, OR PH II	62.13	
19	GREENWICH, TOWN OF, CT PH II	61.40	
20	MANASSAS, CITY OF, VA PH II	60.47	
21	MARYLAND, STATE OF PH II	58.57	
22	NORWALK, CITY OF, CT PH II	58.57	
23	Santa Clara, City of, CA PH II	56.93	
24	NORFOLK, COUNTY OF, MA PH II	56.50	
25	MASSACHUSETTS PORT AUTHORITY, MA PH II	56.47	
26	WORCESTER, CITY OF, MA PH II	55.90	
27	Boston Public Health Commission, City of, MA PH II	54.73	
28	GRUNDY E-911, COUNTY OF, IL PH II	54.40	
29	DELAWARE, COUNTY OF, IN PH II	53.23	
30	SUFFOLK, CITY OF, VA PH II	53.20	
31	ESSEX, COUNTY OF, NJ PH II	52.27	
32	MONTGOMERY, COUNTY OF, MD PH II	52.10	
33	Pennsylvania, Commonwealth of PH II	52.03	
34	METRO WASHINGTON AIRPORTS AUTH (MWAA) PH II	50.87	
35	FAIRFAX, COUNTY OF, VA PH II	48.07	
36	Chicago, City of, IL PH II Aviation	47.27	
37	FREDERICK, COUNTY OF, MD PH II	47.13	
38	ELGIN, CITY OF, IL PH II	46.67	
39	PORTSMOUTH, CITY OF, VA PH II	46.57	
40	BOSTON, CITY OF, MA PH II - Trunked System	45.73	
41	MASSACHUSETTS WATER RESOURCES AUTHORITY, MA PH II	45.37	
42	CHICAGO, CITY OF, IL PH II	44.83	
43	MASSACHUSETTS, COMMONWEALTH OF PH II	44.60	
44	CHARLES, COUNTY OF, MD PH II	44.57	
45	Illinois, State of, PH II Public Safety Agency Network	42.73	
46	CHESAPEAKE, CITY OF, VA PH II	42.23	
47	UNION CITY, CITY OF, NJ PH II	40.03	
48	INDIANA, STATE OF PH II	39.53	

Appendix 9
Summary of Stage 2 FRAs that have not Closed, as of March 31, 2017

Stage 2 FRAs with Physical Reconfiguration Activities Complete that have not Closed			
	Deal Name	Aging from Completion of Physical Reconfiguration Activities (In Months)	Deal Count
49	VIRGINIA BEACH, CITY OF, VA PH II (Stage 2)	37.80	
50	HARFORD COUNTY, MD, MD PH II	36.87	
51	Chesterfield, County of, VA PH II Mutual Aid	36.73	
52	SAN FRANCISCO BART PH II	35.00	
53	MONTGOMERY, COUNTY OF, PA PH II	33.13	
54	CALVERT, COUNTY OF, MD PH II	30.10	
55	CAPITAL REGION AIRPORT COMMISSION, VA PH II	27.90	
56	UPPER MARYLAND EASTERN SHORE CONSORTIUM, MD PH II	27.87	
57	WORCESTER, COUNTY OF, MD PH II	24.50	
58	RICHMOND, CITY OF, VA PH II	10.13	
59	HENRICO, COUNTY OF, VA PH II	9.57	
60	OAKLAND, CITY OF, CA PH II	8.17	
	Subtotal FRA count for Wave 1		60
Wave 2			
1	SAINT LOUIS, COUNTY OF, MN PH II	105.93	
2	UNIVERSITY PARK, CITY OF, TX PH II	96.27	
3	CARROLLTON, CITY OF, TX PH II	82.97	
4	Orange, City of, TX Ph II	82.20	
5	Prairie Village, City of, KS PH II	77.70	
6	POLK, COUNTY OF, IA PH II	77.60	
7	LINCOLN, CITY OF, NE PH II	75.83	
8	Tennessee, State of PH II (TEMA)	74.50	
9	KNOX, COUNTY OF, TN PH II	72.57	
10	BELL, COUNTY OF, TX PH II	72.47	
11	LONGVIEW, CITY OF, TX PH II	72.43	
12	Riley, County of, KS PH II	72.10	
13	ARLINGTON, CITY OF, TX PH II	69.10	
14	Conroe, City of, TX PH II	66.60	
15	Sarpy, County of, NE PH II	65.60	
16	WASHINGTON COUNTY SHERIFF DEPARTMENT, NE PH II	64.00	
17	OKLAHOMA CITY, CITY OF, OK PH II	60.10	
18	COPPERAS COVE, CITY OF, TX PH II	60.03	
19	GARLAND, CITY OF, TX PH II	59.87	
20	MEMPHIS, CITY OF, TN PH II	59.33	
21	DOUGLAS, COUNTY OF, NE PH II	58.83	
22	KANSAS CITY, CITY OF, MO PH II	57.87	
23	LLANO, COUNTY OF, TX PH II	57.60	
24	MANSFIELD, CITY OF, TX PH II	56.97	
25	Blanco County, TX PH II	56.80	
26	GRAND PRAIRIE, CITY OF, TX PH II	56.77	
27	BEDFORD, CITY OF, TX PH II	54.83	
28	JOHNSON, COUNTY OF, KS PH II	54.83	
29	SEDGWICK, COUNTY OF, KS PH II	54.83	
30	LITTLE ROCK, CITY OF, AR PH II	54.17	
31	Shawnee, County of, KS PH II	53.97	
32	RAYTOWN, CITY OF, MO PH II	53.43	
33	WICHITA FALLS, CITY OF, TX PH II	52.73	
34	Lee, County of, TX PH II	52.50	
35	COLLIN, COUNTY OF, TX PH II	52.33	

Appendix 9
Summary of Stage 2 FRAs that have not Closed, as of March 31, 2017

Stage 2 FRAs with Physical Reconfiguration Activities Complete that have not Closed			
	Deal Name	Aging from Completion of Physical Reconfiguration Activities (In Months)	Deal Count
36	RICHARDSON, CITY OF, TX PH II	50.53	
37	BRYAN, CITY OF, TX PH II	50.47	
38	TRAVIS, COUNTY OF, TX PH II	49.60	
39	IRVING, CITY OF, TX PH II	49.37	
40	Kansas, State of, PH II	48.20	
41	Bastrop, County of, Texas, TX PH II	47.70	
42	HOUSTON INDEPENDENT SCHOOL DISTRICT, TX PH II	47.70	
43	DALLAS, CITY OF, TX PH II	46.67	
44	DENTON, COUNTY OF, TX PH II	45.03	
45	Harris, County of, TX Ph II-Regional Radio System	44.13	
46	EDMOND, CITY OF, OK PH II	39.97	
47	NORMAN, CITY OF, OK PH II	35.50	
48	TULSA, CITY OF, OK PH II	31.97	
49	Arkansas, State of PH II	23.37	
50	Oklahoma, State of PH II	17.10	
	Subtotal FRA count for Wave 2		50
Wave 3			
1	ONslow COUNTY OF, NC PH II	96.40	
2	LOWndes, COUNTY OF, GA PH II	83.17	
3	Iberville, Parish of, LA PH II OEP	82.40	
4	NEW ORLEANS, PORT OF PH II	75.47	
5	NOXubee, COUNTY OF, MS PH II	72.93	
6	COBB, COUNTY OF, GA PH II MA	72.33	
7	PUERTO RICO, COMMONWEALTH OF PH II	69.67	
8	Bossier, City of, LA PH II	65.33	
9	MISSISSIPPI, STATE OF, DOC PH II	64.73	
10	Puerto Rico State Police, PR PH II	63.50	
11	BAYAMON, MUNICIPAL GOVERNMENT OF, PR PH II	63.00	
12	Ascension, Parish Of, LA PH II	62.53	
13	HARTSELLE, CITY OF, AL PH II	62.40	
14	DELRAY BEACH, CITY OF, FL PH II	59.53	
15	HUNTSVILLE, CITY OF, AL PH II	59.10	
16	MECKLENBURG, COUNTY OF, NC PH II	58.00	
17	LEE, COUNTY OF, FL PH II	55.77	
18	Metropolitan Atlanta Rapid Trans Auth, GA PHII	55.53	
19	MARION, COUNTY OF, FL PH II	54.83	
20	FLORENCE, COUNTY OF, SC PH II	53.43	
21	HIGH POINT, CITY OF, NC PH II	52.13	
22	Calcasieu Parish Communications District PH II	52.03	
23	RAPIDES, PARISH OF, LA PH II	51.80	
24	SOUTH CAROLINA, STATE OF PH II	51.70	
25	New Orleans, City of, LA PH II	50.23	
26	PLANTATION, CITY OF, FL PH II	48.67	
27	BIRMINGHAM, CITY OF, AL PH II	47.97	
28	JACKSON, CITY OF, MS PH II	47.20	
29	HINDS, COUNTY OF, MS PH II	46.67	
30	SALISBURY, CITY OF, NC PH II	46.57	
31	Jefferson Parish SO, LA PH II Region 1	45.73	
32	VICKSBURG, CITY OF, MS PH II	45.73	

Appendix 9
Summary of Stage 2 FRAs that have not Closed, as of March 31, 2017

Stage 2 FRAs with Physical Reconfiguration Activities Complete that have not Closed			
	Deal Name	Aging from Completion of Physical Reconfiguration Activities (In Months)	Deal Count
33	PALM BEACH, COUNTY OF, FL PH II	45.13	
34	SAINT CHARLES, PARISH OF, LA PH II	40.90	
35	Jefferson Parish SO, LA PH II	39.90	
36	COBB, COUNTY OF, GA PH II	36.77	
37	MOBILE, COUNTY OF, AL PH II	35.77	
38	Mississippi, State of, PH II (Miss State Univ)	34.17	
39	New Hanover, County of, NC PH II	33.23	
40	THOMASVILLE, CITY OF, NC PH II	29.43	
41	MIAMI-DADE, COUNTY OF, FL PH II	27.67	
42	FAYETTEVILLE, CITY OF, NC PH II	27.37	
43	PINELLAS, COUNTY OF, FL PH II	23.37	
44	WAKE, COUNTY OF, NC PH II	19.23	
45	WINSTON SALEM, CITY OF, NC PH II	12.20	
46	NORTH CAROLINA, STATE OF PH II	4.90	
47	NORTH CAROLINA, STATE OF PH II	4.90	
	Subtotal FRA count for Wave 3		47
Wave 4			
1	BEXAR METROPOLITAN WATER DISTRICT, TX PH II	97.30	
2	MIDLAND, CITY OF, TX PH II	95.47	
3	LIVE OAK, CITY OF, TX PH II	89.13	
4	CORPUS CHRISTI, CITY OF, TX PH II	85.20	
5	SAN ANTONIO, CITY OF, TX PH II	71.73	
6	CALDWELL, COUNTY OF, TX PH II	65.63	
7	DAYTON, CITY OF, OH PH II	64.70	
8	RENSSELAER, COUNTY OF, NY PH II	62.13	
9	Santa Fe, City of, NM PH II	50.00	
10	WARREN, COUNTY OF, OH PH II	47.73	
11	NEW MEXICO, STATE OF, NM PH II	47.47	
12	OXFORD, CITY OF, OH PH II	39.53	
	Subtotal FRA count for Wave 4		12
Canadian Border Region			
1	Geauga, County of, OH	61.20	
2	Seattle City Light Canadian Rebanding	58.10	
3	Green, City of OH	55.57	
4	Michigan State University	53.47	
5	San Juan, County of, WA	49.30	
6	Genesee, County of, MI	47.87	
7	Canton, City of OH	45.87	
8	Warren, City of, MI	45.83	
9	Miami, County of, OH	45.77	
10	Pickaway, County of, OH	45.37	
11	Stark, County of, OH	44.43	
12	Warren, City of, OH	40.23	
13	Grosse Pointe Farms, City of, MI	39.30	
14	Parma Heights, City of, OH	38.80	
15	Summit, County of, OH	38.63	
16	Brook Park, City of, OH	38.10	
17	Franklin, County of, OH	37.67	
18	Ottawa, County of, OH	35.07	

Appendix 9
Summary of Stage 2 FRAs that have not Closed, as of March 31, 2017

Stage 2 FRAs with Physical Reconfiguration Activities Complete that have not Closed			
	Deal Name	Aging from Completion of Physical Reconfiguration Activities (In Months)	Deal Count
19	Orleans, County of, NY	35.00	
20	Bellingham, City of, WA	30.70	
21	Kitsap County Transit, WA	25.27	
22	Puyallup, City of, WA	14.33	
23	Port of Seattle, WA Canadian Rebanding	10.73	
24	Washington, State of	5.03	
25	Eastside Public Safety Comm Agency, WA	4.03	
26	King, County of, WA	1.97	
27	Seattle, City of, WA	1.97	
28	Valley Communications Center, WA	1.97	
	Subtotal FRA count for Canadian Border Region		28
Mexican Border Region			
1	TORRANCE, CITY OF, CA	30.80	
2	Tucson Airport Authority	25.50	
3	FLAGSTAFF, CITY OF, AZ PH II	24.63	
4	PASADENA, CITY OF, CA PH II	22.63	
5	University of California - Riverside PH II	21.43	
6	LOS ANGELES, CITY OF, CA Police	14.83	
7	SANTA BARBARA, COUNTY OF, CA PH II	12.00	
8	Roma CISD Transportation Dept	10.70	
9	GILA RIVER INDIAN COMMUNITY, AZ PH II	10.30	
10	LOS ANGELES UNIFIED SCHOOL DISTRICT, CA	6.07	
11	VENTURA, COUNTY OF, CA PH II	4.73	
12	ORANGE COUNTY TRANSPORTATION AUTHORITY, CA PH II	4.47	
13	LOS ANGELES, COUNTY OF, CA PH II	3.33	
	Subtotal FRA count for Mexican Border Region		13
Total FRAs			210

Appendix 9
Summary of Stage 2 PFAs that have not Closed, as of March 31, 2017

Stage 2 PFAs that have not Closed		
	Deal Name	Deal Count
Wave 1		
1	Colorado CallComm EA Swap	
2	Fairfax County, VA - NCR Regional Coordination	
3	NORWALK, CITY OF, CT PH II	
4	UNION CITY, CITY OF, NJ PH II	
	Subtotal PFA count for Wave 1	4
Wave 2		
1	TENNESSEE, STATE OF PH II	
	Subtotal PFA count for Wave 2	1
Wave 3		
1	JACKSON, CITY OF, MS PH II	
2	Metropolitan Atlanta Rapid Transit Authority, GA PH II	
	Subtotal PFA count for Wave 3	2
Wave 4		
	Subtotal PFA count for Wave 4	0
Canadian Border		
1	WASHINGTON, STATE OF	
	Subtotal PFA count for Canadian Border	1
Mexican Border		
1	CALIFORNIA, STATE OF PH II	
2	Coachella Valley Water District	
3	IRVINE, CITY OF, CA, CA PH II	
4	Los Angeles, City of STRS system	
5	MARICOPA, COUNTY OF, AZ PH II	
6	Mission, City of	
7	PHARR, CITY OF, TX PH II	
8	Pima County Information Technology	
9	REGENTS OF THE UNIVERSITY OF CALIFORNIA	
10	San Bernadino, County Of, CA PH II	
11	University of California - Riverside PH II	
12	Willacy, County of	
	Subtotal PFA count for Mexican Border	12
Total PFAs		20

Appendix 9

Summary of FRAs for Licensees in the ESMR Band that have not Closed, as of March 31, 2017

FRAs for Licensees in the ESMR Band with Physical Reconfiguration Activities Complete that have not Closed			
	Deal Name	Aging from Completion of Physical Reconfiguration Activities (In Months)	Deal Count
Wave 1			
	Subtotal FRA count for Wave 1		0
Wave 2			
	Subtotal FRA count for Wave 2		0
Wave 3			
1	Communications Leasing Corporation	38.37	
	Subtotal FRA count for Wave 3		1
Wave 4			
	Subtotal FRA count for Wave 4		0
Total FRAs			1

Appendix 10
800 MHz Transition Administrator, LLC
Fees and Expenses through March 31, 2017

	Quarter Ending March 31, 2017	Year-to-Date
Fees		
Frequency Management	\$461,120	\$461,120
Financial Management	\$1,302,372	\$1,302,372
General Counsel/Regulatory Management	\$395,581	\$395,581
Stakeholder Implementation Management	\$518,476	\$518,476
TA Systems Support	\$115,500	\$115,500
Program Management Support	\$330,568	\$330,568
Alternative Dispute Resolution	\$117,269	\$117,269
<i>Fees Subtotal</i>	\$3,240,885	\$3,240,885
Expenses	\$130,536	\$130,536
Total Fees and Expenses	\$3,371,421	\$3,371,421