



---

**800 MHz TRANSITION ADMINISTRATOR, LLC  
QUARTERLY PROGRESS REPORT  
FOR THE QUARTER ENDED SEPTEMBER 30, 2017**

---

**DECEMBER 14, 2017**

**Brett Haan**

Deloitte Consulting LLP  
1919 N. Lynn Street  
Arlington, VA 22209  
T: 571.814.7380  
[bhaan@deloitte.com](mailto:bhaan@deloitte.com)

**Kamesh Mullapudi**

Deloitte Consulting LLP  
1919 N. Lynn Street  
Arlington, VA 22209  
T: 571.814.7650  
[kmullapudi@deloitte.com](mailto:kmullapudi@deloitte.com)

**Robert B. Kelly**

Squire Patton Boggs (US) LLP  
2550 M Street, NW  
Washington, DC 20037  
T: 202.626.6216  
F: 202.457.6315  
[robert.kelly@squirepb.com](mailto:robert.kelly@squirepb.com)

**Alan J. (Joe) Boyer**

Baseline Wireless Services, LLC  
777 29th Street, Suite 400  
Boulder, CO 80303  
T: 303.444.1480  
F: 888.361.0603  
[JBoyer@BaselineTelecom.com](mailto:JBoyer@BaselineTelecom.com)

## TABLE OF CONTENTS

|   |  |
|---|--|
| <b>OVERVIEW .....</b>   | <b>1</b>   |
| <b>I. RECENT DEVELOPMENTS .....</b>                                   | <b>5</b>   |
| A. Canadian Border ESMR Dividing Line .....                           | 5  |
| B. Certifications of Completion of Band Reconfiguration .....         | 5  |
| C. Requests for Waiver of Rebanding Completion Deadline .....         | 6  |
| D. Vacated Channels and NPSPAC Clearing .....                         | 6  |
| <b>II. QUARTERLY UPDATE.....</b>                                      | <b>8</b>   |
| A. Update by Stage and Wave .....                                     | 8  |
| 1. Stage 1 (Channels 1-120).....                                      | 8  |
| 2. Stage 2 (NPSPAC and Expansion Band).....                           | 9  |
| 3. Canadian Border Regions .....                                      | 11   |
| 4. Mexican Border .....   | 13   |
| 5. Change Notices and Amendments .....                                | 17   |
| B. Program Financial Information .....                                | 17   |
| 1. Reconfiguration Expenditures .....                                 | 18   |
| 2. Letter of Credit .....   | 18   |
| 3. External Audit.....  | 19   |
| 4. Transition Administrator.....                                      | 19   |
| 5. Closing Process and Reconfiguration Completion Certifications..... | 20   |
| C. Specialized Support Functions.....                                 | 21   |
| 1. TA-Produced Materials, TA's Website, and Outreach Activities.....  | 21   |
| 2. Frequency Reconfiguration Agreement Review .....                   | 22   |
| <b>III. APPENDICES.....</b>   | <b>23</b>  |
| <b>APPENDIX 1</b>   | <b>Status of Reconfiguration for Non-Border Licensees in Channels 1-120, Canadian Border Region Licensees in Stage 1, and Mexican Border Non-Public Safety Licensees: Milestones Completed by Number of Frequency Reconfiguration Agreements, Per Wave, Per Region, as of September 30, 2017</b> |

|                    |   |
|--------------------|---|
| <b>APPENDIX 2</b>  | <b>Status of Reconfiguration for Licensees in Channels 1-120, the Expansion Band, National Public Safety Planning Advisory Committee (“NPSPAC”) Channels, the Southeast Enhanced Specialized Mobile Radio (“ESMR”) Band, and the ESMR Band: Milestones Completed by Number of Call Signs, Per Wave, Per Region, as of September 30, 2017 and Maps of Channels 1-120 Clearing, Expansion Band Reconfiguration Status, NPSPAC Channels Cleared, NPSPAC Regions in which TA Certified Band Reconfiguration is Complete, and Southeast ESMR Band Reconfiguration Status</b> |
| <b>APPENDIX 3</b>  | <b>Status of Reconfiguration for Non-Border Licensees in NPSPAC Channels, Canadian Border Region Licensees in Stage 2, Mexican Border Public Safety Licensees, and Licensees in the ESMR Band: Milestones Completed by Number of Frequency Reconfiguration Agreements, Per Wave, Per Region, as of September 30, 2017</b>   |
| <b>APPENDIX 4</b>  | <b>Entities Filing Expansion Band Elections, as of September 30, 2017</b>   |
| <b>APPENDIX 5</b>  | <b>Call Sign-Related Reconfiguration Information, as of September 30, 2017 and Maps of Canadian Border Region Stages 1 and 2 Clearing Progress</b>  |
| <b>APPENDIX 6</b>  | <b>Status of Frequency Reconfiguration Agreement Review for Non-Border and Canadian Border Region Stage 1, Per Wave, Per Region, as of September 30, 2017</b>   |
| <b>APPENDIX 7</b>  | <b>Status of Frequency Reconfiguration Agreement Review for Non-Border and Canadian Border Region Stage 2, Per Wave, Per Region, as of September 30, 2017</b>   |
| <b>APPENDIX 8</b>  | <b>Summary of FRAs and PFAs that have Closed, as of September 30, 2017</b>  |
| <b>APPENDIX 9</b>  | <b>Summary of FRAs and PFAs that have not Closed, as of September 30, 2017</b>  |
| <b>APPENDIX 10</b> | <b>800 MHz Transition Administrator, LLC Fees and Expenses through September 30, 2017</b>   |

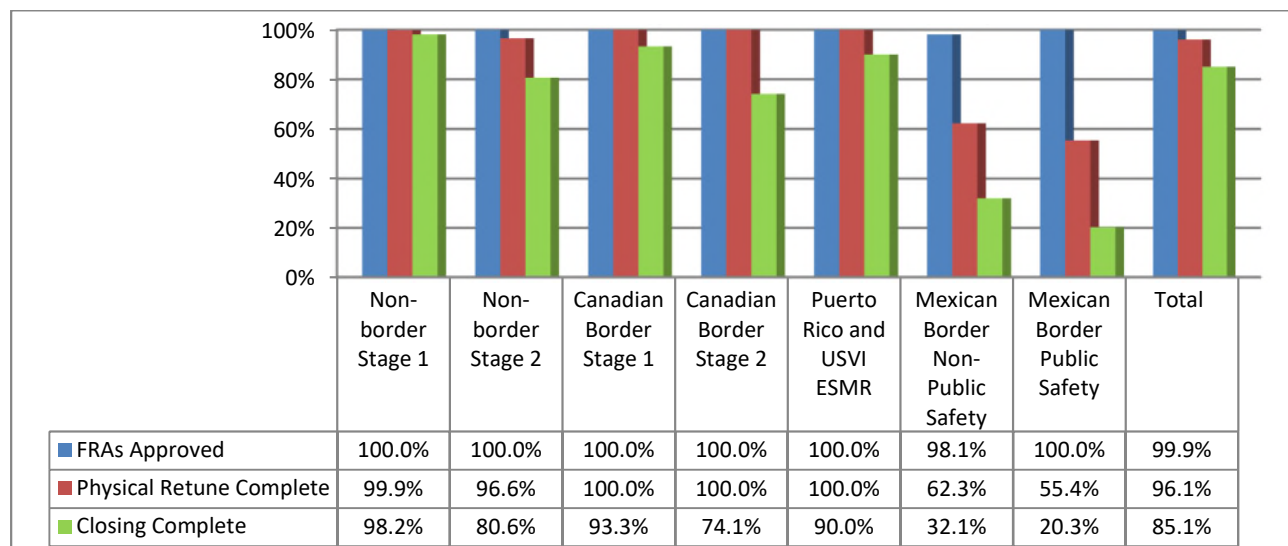
## OVERVIEW

The 800 MHz Transition Administrator, LLC (“TA”) provides its Quarterly Progress Report to the Federal Communications Commission (“FCC”) regarding the progress of the reconfiguration of the 800 MHz band for the quarter ended September 30, 2017. Pursuant to the FCC’s *Reconfiguration Orders*,<sup>1</sup> the TA, as the manager of the reconfiguration effort, is required to report on a quarterly basis the progress of band reconfiguration.<sup>2</sup>

### Reconfiguration Progress Overview

Chart 1 shows the status of Frequency Reconfiguration Agreement (“FRA”) negotiations, implementation, and closing for each stage of the reconfiguration program as of September 30, 2017.

**Chart 1: Status of Negotiations, Physical Retuning, and Closing**



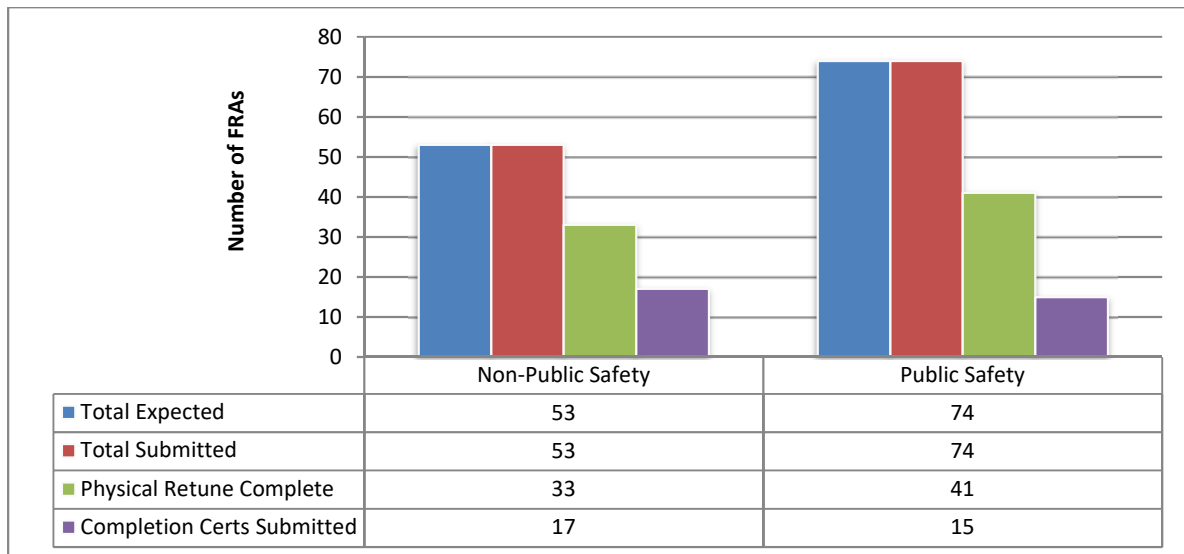
<sup>1</sup> Improving Public Safety Communications in the 800 MHz Band, Report and Order, *Fifth Report and Order, Fourth Memorandum Opinion and Order, and Order*, 19 FCC Rcd 14969 (2004) (“*Report and Order*”); *Supplemental Order and Order on Reconsideration*, 19 FCC Rcd 25120 (2004); *Second Report and Order*, 23 FCC Rcd 7605 (2008); *Third Report and Order and Third Further Notice of Proposed Rulemaking*, 25 FCC Rcd 4443 (2010); *Fourth Report and Order*, 26 FCC Rcd 1937 (2011); *Fifth Report and Order*, 28 FCC Rcd 4085 (2013) (collectively “*Reconfiguration Orders*”).

<sup>2</sup> See 47 C.F.R. § 90.676(b)(3).

### Mexican Border Licensees<sup>3</sup>

Mexican border licensees continue to make progress with reconfiguration activities. All of the 127 FRAs anticipated for Mexican border licensees have been negotiated and submitted to the TA. After FRA approval by the TA, licensees with replacement frequencies that are clear may proceed with implementation activities. Mexican border licensees retuned, reflashed, or replaced approximately 8,500 radios (first touches) in the third quarter of 2017, raising the total number complete to approximately 207,000 radios as of September 30, 2017. During the third quarter of 2017, six Mexican border licensees completed their physical retunes.<sup>4</sup> As of September 30, 2017, Mexican border licensees in 74 FRAs completed their physical retunes and transitioned to their new channels, which represents 58 percent of Mexican border FRAs. Chart 2 shows the reconfiguration status of the FRAs for Mexican border non-Public Safety and Public Safety licensees.

**Chart 2: Mexican Border FRAs Reconfiguration Status as of September 30, 2017**



Mexican border licensees, especially those that block or have interoperability dependencies with other U.S. licensees, should proceed with implementation activities to the extent authorized by their FRA approval letters. A delay in the completion of an implementation task by a licensee that has a downstream impact on other licensees (*i.e.*, by blocking another licensee's replacement frequencies or because the first touch of its subscriber units needs to be completed before an interoperable licensee can retune its infrastructure) can have a cascading effect and cause delays

<sup>3</sup> The term "Mexican border licensees" includes U.S. licensees operating in the Sharing Zone (*i.e.*, within 110 kilometers of the U.S.-Mexico border) and in the portions of the NPSPAC regions bordering Mexico that are outside the Sharing Zone.

<sup>4</sup> The completion of physical retuning means the licensee retuned its infrastructure to operate on its replacement frequencies and cleared its old frequencies (*i.e.*, it retuned its base stations to its new channels). The licensee may need to complete a second (or subsequent) touch of its subscriber units to remove the pre-rebanding channels.

for other dependent licensees and, in some cases, for an entire region. Licensees should make every effort to complete their implementation tasks in a timely manner.

Some Mexican border licensees are unable to proceed with certain implementation activities (*e.g.*, infrastructure reconfiguration) because their replacement frequencies are blocked by licensees in Mexico. The TA conditioned the approval of the FRAs for affected licensees, allowing them to reconfigure subscriber units, but not authorizing the reconfiguration of infrastructure until the replacement frequencies are clear. There has been progress recently as some licensees in Mexico have reconfigured, which cleared replacement frequencies for certain U.S. licensees. Starting in the second quarter and completing in the third quarter of 2017, the largest 800 MHz licensee in Mexico cleared its frequencies in the Sharing Zone in Mexico (*i.e.*, within 110 kilometers of the U.S.-Mexico border). This removed blocking by licensees in Mexico for 14 U.S. licensees. Certain of these U.S. licensees must wait to reconfigure their infrastructure until other U.S. licensees that block them also clear or until their interoperability partners can also proceed. Additional clearing in Mexico is underway. When a U.S. licensee's replacement frequencies are clear, the TA will grant full approval of the FRA, and the licensee can modify its FCC licenses and reconfigure its infrastructure. As a result of clearing by licensees in Mexico, the TA granted full approval of seven FRAs in October 2017 and expects to see momentum in reconfiguration activities by U.S. licensees in the coming months.

### **Non-Border and Canadian Border Licensees**

Physical retuning was complete for 96.6 percent of FRAs for non-border Stage 2 (NPSPAC and Expansion Band) licensees as of September 30, 2017. The few remaining non-border licensees that have not completed physical retuning must expeditiously complete their implementation activities.

All Canadian border Stage 1 (non-Public Safety) and Stage 2 (Public Safety) licensees have completed their physical retunes and transitioned to their new channels. As of September 30, 2017, one Canadian border Stage 2 licensee was performing a second (or subsequent) touch of its subscriber units to remove the pre-rebanding channels.

### **Anti-Windfall Payment**

On October 12, 2017, the FCC's Public Safety and Homeland Security Bureau ("PSHSB") issued a Declaratory Ruling that relieved Sprint Corporation ("Sprint") of its potential obligation to make an anti-windfall payment to the U.S. Treasury in connection with 800 MHz band reconfiguration.<sup>5</sup> The PSHSB determined that the anti-windfall payment provision from the *Report and Order* should be lifted because Sprint has spent sufficient funds to preclude the windfall that this provision was intended to prevent. The PSHSB noted that Sprint incurred total creditable 800 MHz rebanding expenses of \$2.345034 billion through the end of calendar year

---

<sup>5</sup> Improving Public Safety Communications in the 800 MHz Band, *Declaratory Ruling*, 32 FCC Rcd 7528 ¶ 1 (2017).

2016 and \$500.35 million in expenses to clear the 1.9 GHz band, so Sprint's creditable costs total \$2.845384 billion, which exceeds the \$2.796548 billion anti-windfall threshold.<sup>6</sup>

### **Closing of Reconfiguration Activities**

Closing requirements are established by the FCC's Orders and the contractual provisions of the Planning Funding Agreement ("PFA") or the FRA. A licensee's obligation to complete reconfiguration in good faith is not fulfilled until the completion of all closing requirements following physical reconfiguration. The PSHSB has reminded licensees that closing activities "are requirements of the reconfiguration program."<sup>7</sup>

As of September 30, 2017, 1,797 FRAs had closed. Of the FRAs for which physical reconfiguration activities were complete, there were 245 FRAs pending in the closing process as of September 30, 2017. Licensees and Sprint are encouraged to work on and complete closing activities. Delays in closing can result in misplaced or lost actual cost support documentation resulting in the licensee not being reimbursed for undocumented costs, delays in licensees receiving final payments, and other issues that could substantially impact amounts owed by or due to Sprint.

---

<sup>6</sup> *Id.* at 7530-31 ¶ 7.

<sup>7</sup> See Improving Public Safety Communications in the 800 MHz Band, Supplemental Requests for Waiver of June 26, 2008 Rebanding Deadline for Non-Border Regions, March 19, 2012 Rebanding Deadline for Puerto Rico and April 15, 2013 Rebanding Deadline for U.S.-Canada Border Regions, *Order*, 30 FCC Rcd 200, 202 ¶ 10 (2015).



## I. RECENT DEVELOPMENTS

This section discusses recent developments in the program, identifies program-wide issues, and, where applicable, describes specific actions that the FCC and the TA have taken to address issues identified to date.

### A. Canadian Border ESMR Dividing Line

In accordance with the FCC's *Second Report and Order*, the TA identified the dividing lines between the ESMR and non-ESMR portions of the 800 MHz band for Canadian Border Regions 1 through 6 in a letter filed with the FCC on September 1, 2017.<sup>8</sup> The TA identified the dividing line as the frequency 12.5 kHz above the highest frequency licensed by a non-ESMR licensee in each Canadian Border Region. On September 11, 2017, Sprint submitted a request that the FCC establish an alternative dividing line in Canadian Border Region 2 based on a NPSPAC region by NPSPAC region approach, rather than having a uniform dividing line for all of Canadian Border Region 2.<sup>9</sup> Sprint proposed specific dividing lines for the four NPSPAC regions in Canadian Border Region 2. On September 25, 2017, the TA filed a letter with the FCC stating that the TA does not foresee any impact on reconfiguration resulting from Sprint's proposal.<sup>10</sup>

On November 17, 2017, the PSHSB released a Public Notice in which it announced the dividing lines between the ESMR and non-ESMR portions of the band for Canadian Border Regions 1 through 6.<sup>11</sup> The PSHSB accepted the TA's recommendation for establishing the dividing lines for Canadian Border Regions 1, 3, 4, 5, and 6. The PSHSB established dividing lines by NPSPAC region in Canadian Border Region 2 as requested by Sprint.

### B. Certifications of Completion of Band Reconfiguration

The TA has certified that band reconfiguration is complete in a total of 41 NPSPAC regions and American Samoa pursuant to the requirements in the *Report and Order* and the FCC's rules.<sup>12</sup>

---

<sup>8</sup> See Letter from Brett S. Haan, TA, to David L. Furth, PSHSB, WT Docket No. 02-55 (filed Sept. 1, 2017).

<sup>9</sup> See Letter from James B. Goldstein, Sprint, to David Furth, PSHSB, WT Docket No. 02-55 (filed Sept. 11, 2017).

<sup>10</sup> See Letter from Brett S. Haan, TA, to David L. Furth, PSHSB, WT Docket No. 02-55 (filed Sept. 25, 2017).

<sup>11</sup> See "Public Safety and Homeland Security Bureau Accepts 800 MHz Transition Administrator's Recommendation with Changes Proposed by Sprint for Establishing a Dividing Line for Enhanced Specialized Mobile Radio (ESMR) Systems in Canada Border Regions 1 Through 6," *Public Notice*, DA 17-1120 (rel. Nov. 17, 2017).

<sup>12</sup> The regions are NPSPAC Region 1: Alabama, Region 2: Alaska, Region 7: Colorado, Region 8: New York – Metropolitan, Region 9: Florida, Region 10: Georgia, Region 11: Hawaii, Region 12: Idaho, Region 13: Illinois, Region 14: Indiana, Region 15: Iowa, Region 16: Kansas, Region 17: Kentucky, Region 18: Louisiana, Region 19: New England, Region 20: Maryland, Washington, DC, and Virginia – Northern, Region 21: Michigan, Region 22: Minnesota, Region 23: Mississippi, Region 24: Missouri, Region 25: Montana, Region 26: Nebraska, Region 28: New Jersey, Pennsylvania, and Delaware, Region 30: New York – Albany, Region 31: North Carolina, Region 32: North Dakota, Region 35: Oregon, Region 36: Pennsylvania, Region 37: South Carolina, Region 38: South Dakota, Region 39: Tennessee, Region 41: Utah, Region 42: Virginia, Region 44: West Virginia, Region 45: Wisconsin, Region 46: Wyoming, Region 47: Puerto Rico, Region 48: U.S. Virgin Islands, Region 51: Texas – Houston, Region 54: Chicago

The certifications signify that all licensees in these regions that were subject to reconfiguration have relocated to their new channels and modified their FCC licenses to delete their old frequencies or cancelled their licenses. Licensees in these regions still may need to complete a second (or subsequent) touch of their subscriber units to remove the pre-rebanding channels, submit final reconfiguration cost documentation to Sprint and/or the TA, complete the Actual Cost Reconciliation process, or close their FRAs in order for them to complete their individual reconfiguration activities.

**C. Requests for Waiver of Rebanding Completion Deadline**

During the third quarter of 2017, the TA did not receive any supplemental requests for waiver of the rebanding completion deadline that were filed with the PSHSB by licensees.<sup>13</sup>

**D. Vacated Channels and NPSPAC Clearing**

The FCC tasked the TA with monitoring the NPSPAC clearing process in its October 30, 2008 Order.<sup>14</sup> As NPSPAC licensees modify their licenses to clear channels in the old NPSPAC band and reach certain clearing benchmarks in NPSPAC regions, Sprint will vacate additional Expansion Band and Guard Band spectrum in those regions. During the third quarter of 2017, one NPSPAC region showed increased clearing with the clearing of most of the remaining NPSPAC channels in NPSPAC Region 3: Arizona.<sup>15</sup> Map 1 contains information about the status of clearing of channels in the old NPSPAC band in each region. The TA encourages licensees to file FCC license modifications necessary to delete reconfigured frequencies as soon as possible after clearing those frequencies.

---

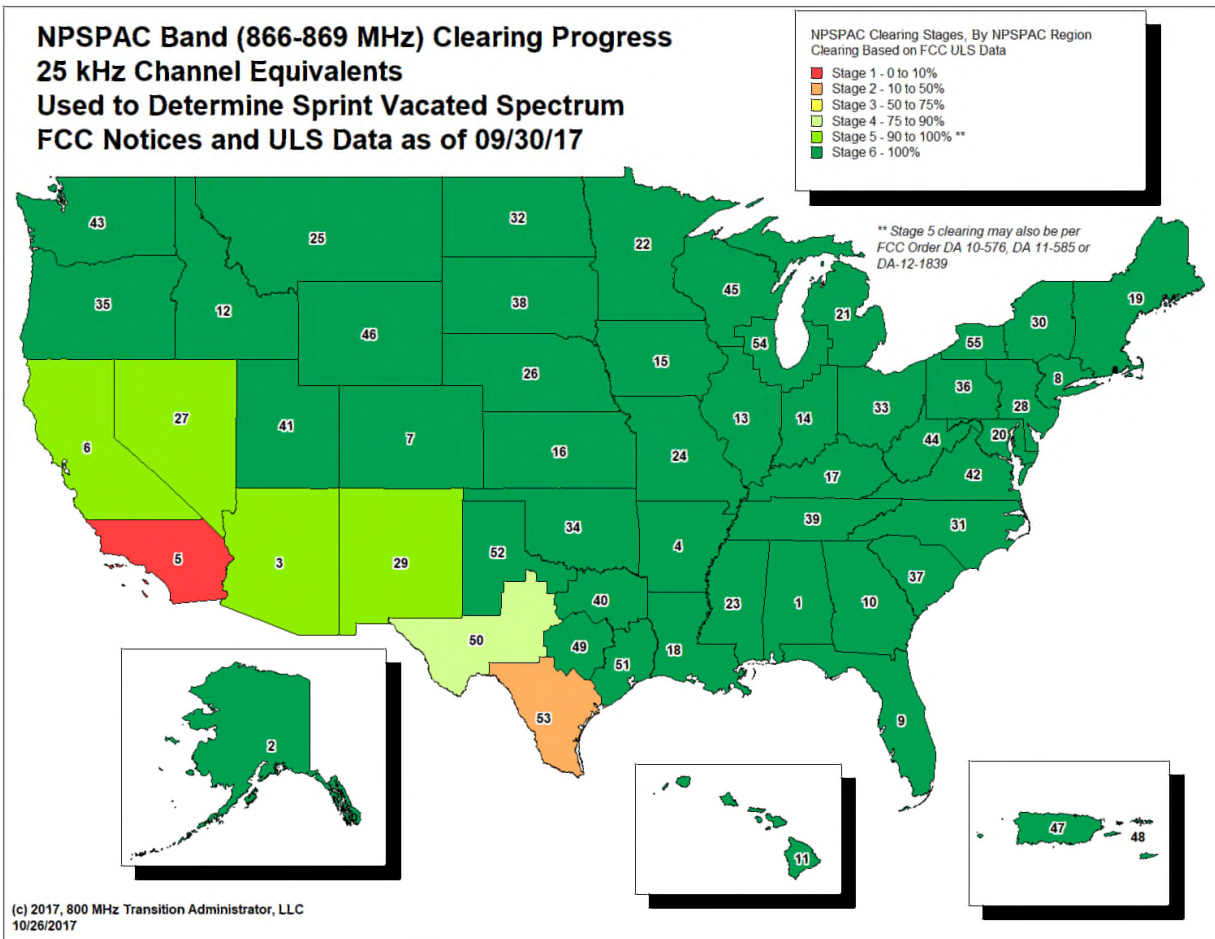
– Metropolitan, Region 55: New York – Buffalo, and American Samoa. Appendix 2 contains a map of the regions for which the TA filed certifications.

<sup>13</sup> The TA has created a webpage that provides information on the requests for waiver received by the TA. The link to this page can be found on the TA's website at <http://www.800TA.org/content/resources/tools.asp>.

<sup>14</sup> See Improving Public Safety Communications in the 800 MHz Band, Relinquishment By Sprint Nextel of Channels in the Interleaved, Expansion, and Guard Bands, *Order*, 23 FCC Rcd 15966 ¶ 18 (2008).

<sup>15</sup> Appendix 2 contains additional tables and maps detailing the progress in clearing NPSPAC regions and frequencies.

**Map 1: NPSPAC Clearing Progress as of September 30, 2017<sup>16</sup>**



Additional information is available in Appendix 2.

<sup>16</sup> The percentages for the stages noted in Map 1 were modified by the FCC's March 31, 2010 Order and the data in the map reflects those percentages and stages. See Improving Public Safety Communications in the 800 MHz Band, Relinquishment By Sprint Nextel of Channels in the Interleaved, Expansion, and Guard Bands, Order, 25 FCC Rcd 3270 (2010). Pursuant to that Order, the FCC's March 31, 2011 Order, and the FCC's November 27, 2012 Public Notice, certain NPSPAC regions were classified as Stage 5 without regard to the percentage of actual clearing of NPSPAC channels. See Improving Public Safety Communications in the 800 MHz Band, Relinquishment By Sprint Nextel of Channels in the Interleaved, Expansion, and Guard Bands, Order, 26 FCC Rcd 5004 (2011); "Public Safety and Homeland Security Bureau Announces Application and Licensing Procedures for Channels in Non-Border Regions Relinquished by Sprint Nextel Corporation in the 809.5-815/854.5-860 MHz Band," Public Notice, 27 FCC Rcd 14785 (2012). Appendix 2 contains a map that shows stages based on actual clearing of NPSPAC channels.

## II. QUARTERLY UPDATE

This section highlights the key areas within each stage and provides financial and support information about the program.

### A. Update by Stage and Wave

The band reconfiguration program in non-border areas consists of two stages of activity: the clearing of 806-809 MHz/851-854 MHz (Channels 1-120)<sup>17</sup> in Stage 1 and the relocation of NPSPAC channel users to this vacated spectrum in Stage 2. Stage 1 licensees must be relocated off their frequencies in the lower 1-120 channel portion of the 800 MHz band before Stage 2 NPSPAC licensees can move to their new frequencies in that portion of the 800 MHz band. This interdependency of reconfiguration progress between Stages 1 and 2 is consistent across all four waves. There are three phases of reconfiguration for each stage – the planning and negotiation phase that results in an FRA between the licensee and Sprint, the implementation phase that consists of the physical retuning of the radio system, and the closing phase that includes the reconciliation of equipment and costs and execution of the FRA closing documents.

#### 1. Stage 1 (Channels 1-120)

Reconfiguration of non-border Stage 1 licensees is largely complete. FRA negotiations for non-border Stage 1 licensees are complete. As of September 30, 2017, physical retuning was complete for 926 FRAs, which is 99.9 percent of non-border Channels 1-120 FRAs.<sup>18</sup> Appendix 1A provides additional information. As of September 30, 2017, 99 percent of the Stage 1 Channels 1-120 site-specific call signs were reported by Sprint as being cleared by licensees. Map 2 shows the progress of clearing Channels 1-120 to allow relocation of the NPSPAC band, with material progress in all areas of the country outside the areas affected by the Mexico border region.

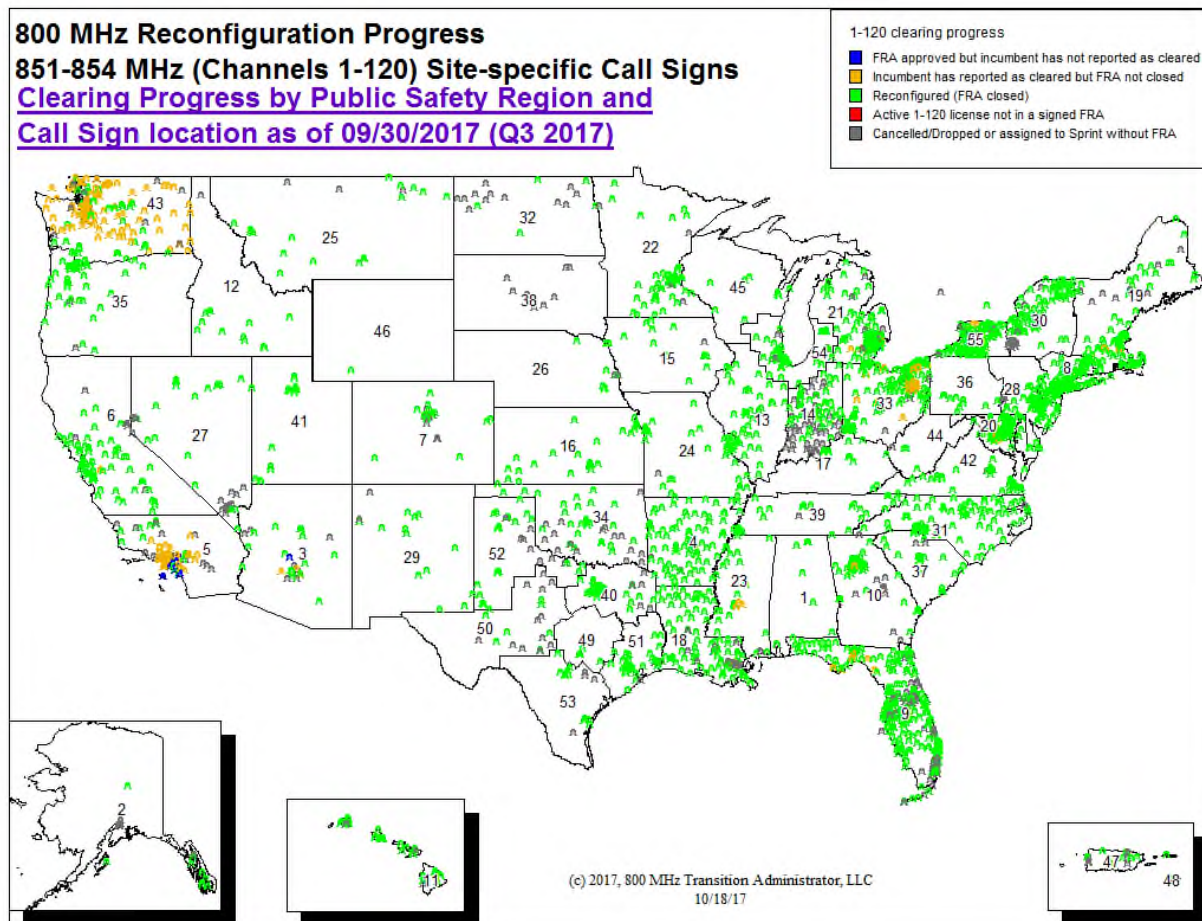
---

<sup>17</sup> The references herein to Channels 1-120 reflect the pre-rebanding channel designations of the 806-809 MHz/851-854 MHz band segment. Post-rebanding, this band segment is the NPSPAC band designated as Channels 1-230.

<sup>18</sup> The FRA total for non-border Stage 1 includes one FRA for an agency that is a user on another licensee's radio system. This agency has no channels to clear and therefore will not achieve the milestone used by Sprint and the TA to measure the completion of physical retuning for purposes of these metrics.



**Map 2: Channels 1-120 Locations and Reconfiguration Status, by NPSPAC Region as of September 30, 2017<sup>19</sup>**



## **2. Stage 2 (NPSPAC and Expansion Band)**

### **a. Negotiations**

As of September 30, 2017, all of the 852 FRAs anticipated for non-border Stage 2 licensees were submitted to the TA. The TA has approved 852 FRAs with a contract value, including amendments, totaling \$793.5 million.

### **b. Reconfiguration Implementation**

Non-border Stage 2 licensees retuned, reflashed, or replaced approximately 1,577,100 radios (first touches) as of September 30, 2017. As shown in Table 1, of the 852 FRAs expected

<sup>19</sup> The licensee clearing information is provided by Sprint. Locations noted on the map are based upon ULS data regarding Channels 1-120 licensing as of November 2004.

for non-border Stage 2, there were 823 FRAs as of September 30, 2017 for which licensees had completed their physical retunes and transitioned to their new channels. This does not include licensees with post-cutover subscriber unit second touches or other technical work. As of September 30, 2017, physical retuning was complete for 96.6 percent of non-border Stage 2 FRAs.

**Table 1: Status of Reconfiguration for Stage 2 (NPSPAC and Expansion Band) Licensees as of September 30, 2017 (milestones achieved by number of FRAs)<sup>20</sup>**

| Wave                       | Stage 2 Anticipated FRAs* | FRA Negotiations and Approval |                     |                                      | Reconfiguration Implementation                        |  |   |  |   |
|----------------------------|---------------------------|-------------------------------|---------------------|--------------------------------------|---|--|---|--|---|
|                            |                           | FRAs Submitted to TA          | FRAs Approved by TA | % of Anticipated FRAs Approved by TA | # of FRAs with Physical Retunes Reported as Completed | % of Anticipated FRAs with Physical Retune Reported as Completed | Completion Certifications Submitted to TA | Completion Certifications Assessed by TA | % of Anticipated FRAs with Completion Certifications Assessed by TA |
| <b>Wave 1</b>              | 355                       | 355                           | 355                 | 100%                                 | 338   | 95%  | 295                                       | 295                                      | 83%   |
| <b>Wave 2</b>              | 225                       | 225                           | 225                 | 100%                                 | 222   | 99%  | 178                                       | 178                                      | 79%   |
| <b>Wave 3<sup>21</sup></b> | 228                       | 228                           | 228                 | 100%                                 | 219   | 96%  | 182                                       | 182                                      | 80%   |
| <b>Wave 4</b>              | 44                        | 44                            | 44                  | 100%                                 | 44  | 100%   | 32  | 32                                       | 73%   |
| <b>Total</b>               | <b>852</b>                | <b>852</b>                    | <b>852</b>          | <b>100%</b>                          | <b>823<sup>22</sup></b>                               | <b>96%</b>   | <b>687</b>                                | <b>687</b>                               | <b>81%</b>  |

\* This table does not include FRAs for licensees with systems located in or affected by the FCC-defined border areas with Canada and Mexico.

As of September 30, 2017, 92 percent of the Stage 2 call signs were reported by Sprint as being cleared by licensees. Information about reconfiguration milestones achieved by number of call signs is available in Appendix 2.

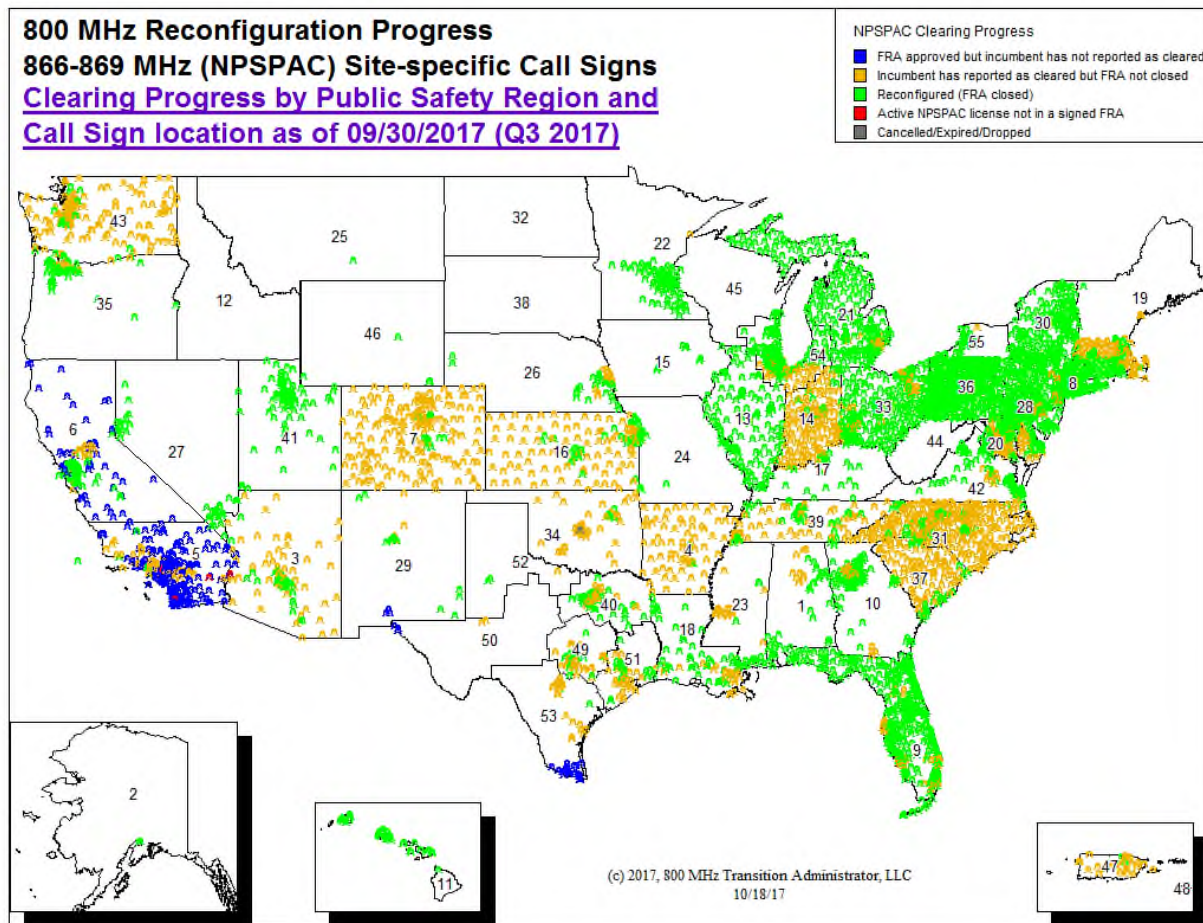
Map 3 depicts NPSPAC reconfiguration progress, as of September 30, 2017, by licensed NPSPAC locations. Progress on Expansion Band clearing is detailed in Appendix 2.

<sup>20</sup> Sprint is the data source for the number of anticipated FRAs in column 2 and the number of FRAs with physical retunes reported as completed in column 6. The figures have not been verified by the TA. Given that some FRAs noted in the table are for licensees with mobile-only systems, there will be a difference between the number of FRAs and the number of FRAs reporting frequencies cleared.

<sup>21</sup> Besides NPSPAC licensees, Wave 3, Stage 2 includes certain licensees with Southeast ESMR Band frequencies that were deferred from Wave 3, Stage 1 at the licensee's request. Wave 3, Stage 1 licensees whose Wave 3 ESMR Negotiation Deferral Requests were granted in June 2006 had their negotiations and reconfiguration implementation deferred to Wave 3, Stage 2.

<sup>22</sup> The FRA total for non-border Stage 2 includes 28 FRAs for agencies that are users on another licensee's radio system. These agencies have no channels to clear and therefore will not achieve the milestone used by Sprint and the TA to measure the completion of physical retuning for purposes of these metrics.

**Map 3: NPSPAC Locations and Reconfiguration Status, by NPSPAC Region  
as of September 30, 2017<sup>23</sup>**



### 3. Canadian Border Regions

The 30-month transition period for reconfiguration of licensees in the U.S.-Canada border regions began on October 14, 2008.<sup>24</sup> The TA's Implementation Plan and Timetable for the Reconfiguration of the 800 MHz Band in the U.S.-Canada Border Regions established two stages

<sup>23</sup> This map shows frequency clearing as reported by the licensee to Sprint. Licensees generally report clearing before they file license modifications to delete cleared frequencies. Map 1 reflects clearing based on ULS licensing data, which is the basis for determining the release of additional Interleaved Band, Expansion Band, and Guard Band spectrum by Sprint.

<sup>24</sup> See "Public Safety and Homeland Security Bureau Announces that the 30-Month Transition Period for 800 MHz Band Reconfiguration in Regions Along the U.S.-Canada Border will Commence on October 14, 2008," *Public Notice*, 23 FCC Rcd 14877 (2008) ("Canadian Border Public Notice").

for the reconfiguration of Canadian border licensees.<sup>25</sup> Stage 1 includes non-Public Safety licensees, such as Business, Industrial, and Land Transportation (“B/ILT”) and non-cellular Specialized Mobile Radio (“SMR”) licensees. Stage 2 is comprised of both NPSPAC and non-NPSPAC Public Safety licensees. The Canadian border reconfiguration also includes clearing of channels in the 854-860 MHz range for Public Safety use and reconfiguration of frequencies in the 861-865 MHz range to separate ESMR systems into the higher portion of the band. The exact frequencies being reconfigured vary in each FCC-defined Canadian Border Region.

**a. Negotiations**

As of September 30, 2017, all of the 191 FRAs anticipated for Canadian border region Stage 1 and Stage 2 licensees were submitted to the TA. The TA has approved 191 FRAs with a contract value, including amendments, totaling \$146.2 million. Table 2 provides information about the status of FRA negotiations and implementation for Canadian border licensees. Appendices 1B and 3B provide additional information about the status of Canadian border licensees.

**Table 2: Status of Reconfiguration for Canadian Border Licensees as of September 30, 2017 (milestones achieved by number of FRAs)<sup>26</sup>**

| Stage          | Anticipated FRAs | FRA Negotiations and Approval |                     |                                      | Reconfiguration Implementation                        |  |   |  |   |
|----------------|------------------|-------------------------------|---------------------|--------------------------------------|---|--|---|--|---|
|                |                  | FRAs Submitted to TA          | FRAs Approved by TA | % of Anticipated FRAs Approved by TA | # of FRAs with Physical Retunes Reported as Completed | % of Anticipated FRAs with Physical Retune Reported as Completed | Completion Certifications Submitted to TA | Completion Certifications Assessed by TA | % of Anticipated FRAs with Completion Certifications Assessed by TA |
| <b>Stage 1</b> | 75               | 75                            | 75                  | 100%                                 | 75  | 100%   | 70  | 70                                       | 93%   |
| <b>Stage 2</b> | 116              | 116                           | 116                 | 100%                                 | 116   | 100%   | 87  | 86                                       | 74%   |
| <b>Total</b>   | <b>191</b>       | <b>191</b>                    | <b>191</b>          | <b>100%</b>                          | <b>191</b>  | <b>100%</b>  | <b>157</b>                                | <b>156</b>                               | <b>82%</b>  |

**b. Reconfiguration Implementation**

**(i) Stage 1**

As of September 30, 2017, physical retuning was complete for 100 percent of Canadian border Stage 1 FRAs.

<sup>25</sup> See 800 MHz Transition Administrator, LLC, “Implementation Plan and Timetable for the Reconfiguration of the 800 MHz Band in the U.S.-Canada Border Regions,” WT Docket No. 02-55 (filed Oct. 1, 2008), *approved by Canadian Border Public Notice*.

<sup>26</sup> Sprint is the data source for the number of anticipated FRAs in column 2 and the number of FRAs with physical retunes reported as completed in column 6. The figures have not been verified by the TA.



(ii) **Stage 2**

A key component of reconfiguration implementation is the retuning, reflashing, and/or replacement of subscriber equipment. Canadian border Stage 2 licensees retuned, reflashed, or replaced approximately 220,000 radios (first touches) as of September 30, 2017.

Another significant milestone in the implementation process is the retuning of base stations to the licensee's new channel assignments and commencement of system operations on the new channels. As of September 30, 2017, the licensees in all 116 Canadian border Stage 2 FRAs have completed their physical retunes and transitioned to their new channels. This does not include licensees with post-cutover subscriber unit second touches or other technical work.

**4. Mexican Border**

The 30-month transition period for Mexican border licensees to complete reconfiguration began on August 23, 2013 and ended on February 23, 2016.<sup>27</sup> Mexican border licensees include U.S. licensees operating within the Sharing Zone and licensees operating in the portions of the NPSPAC regions bordering Mexico that are outside the Sharing Zone.<sup>28</sup>

The TA has implemented a conditional FRA approval process for licensees closer to the border with more potential for interference with operations in Mexico. The TA has conditioned the approval of the FRAs for such licensees, allowing them to proceed with critical work like replacement and reprogramming of subscriber units, but not authorizing the modification of FCC licenses or the reconfiguration of infrastructure until the replacement frequencies are clear. This allows licensees to make progress on certain implementation tasks while details on clearing in Mexico continue to be worked out by the governments of the U.S. and Mexico. When a licensee's replacement frequencies are clear, the TA grants full approval of the FRA, and the licensee can modify its FCC licenses and reconfigure its infrastructure.

On March 8, 2017, the PSHSB released a Public Notice in which it extended the freeze on the acceptance of new non-rebanding-related 800 MHz applications along the U.S.-Mexico border.<sup>29</sup> The freeze will remain in effect until the PSHSB announces by public notice that it is lifting the freeze. The freeze applies to NPSPAC Region 3: Arizona, NPSPAC Region 5: Southern California, NPSPAC Region 29: New Mexico, NPSPAC Region 50: Texas – El Paso, and NPSPAC Region 53: Texas – San Antonio and to stations located within 70 miles of the borders of these NPSPAC regions.

---

<sup>27</sup> See "Public Safety and Homeland Security Bureau Announces that the 30-Month Transition Period for 800 MHz Band Reconfiguration in Regions Along the U.S.-Mexico Border Will Commence on August 23, 2013," *Public Notice*, 28 FCC Rcd 12290 (2013).

<sup>28</sup> The affected regions are NPSPAC Region 3: Arizona, NPSPAC Region 5: Southern California, NPSPAC Region 29: New Mexico, NPSPAC Region 50: Texas – El Paso, and NPSPAC Region 53: Texas – San Antonio.

<sup>29</sup> See "Public Safety and Homeland Security Bureau Extends 800 MHz Application Freeze Along Border With Mexico," *Public Notice*, 32 FCC Rcd 1817 (2017).

**a. Frequency Proposals**

The TA's frequency planning activities in the U.S.-Mexico border-affected area in the third quarter of 2017 continued to address licensees' concerns with replacement frequencies. Frequency changes continued to be made, where feasible, to provide licensees with replacement frequencies that are less likely to be affected by operations in Mexico and allow them to receive full approval of their FRAs rather than the conditional approval noted above. Additional information about Frequency Proposal Reports is provided in Appendix 5.

**b. Planning and Negotiations**

As of September 30, 2017, 39 PFAs, with a total contract value, including amendments, of \$9.5 million, were approved by the TA for Mexican border licensees. Once a licensee's planning is finished and a complete cost estimate is submitted to Sprint, the licensee and Sprint negotiate an FRA. If an FRA has not been submitted to the TA by the end of the 30-day negotiation period, the licensee and Sprint participate in mediation for 20 working days. As of September 30, 2017, the TA had resolved all of the 211 mediation dockets opened for Mexican border licensees.

As of September 30, 2017, all of the 127 FRAs anticipated for Mexican border licensees were submitted to the TA with a total contract value, including amendments, of \$135.5 million. In addition, Mexican border licensees and Sprint had entered into 39 Letter Agreements, which are short-form agreements that have been used in lieu of FRAs for certain reconfigurations with no costs or low costs. Table 3 provides information about the status of FRA negotiations and approval for Mexican border licensees.

**Table 3: Status of Reconfiguration for Mexican Border Licensees as of September 30, 2017  
(milestones achieved by number of FRAs)<sup>30</sup>**

| Licensee Type            | Anticipated FRAs | FRA Negotiations and Approval |                     |                                      |                                | Reconfiguration Implementation                        |  |   |  |   |
|--------------------------|------------------|-------------------------------|---------------------|--------------------------------------|--------------------------------|---|--|---|--|---|
|                          |                  | FRAs Submitted to TA          | FRAs Approved by TA | % of Anticipated FRAs Approved by TA | FRAs with Conditional Approval | # of FRAs with Physical Retunes Reported as Completed | % of Anticipated FRAs with Physical Retune Reported as Completed | Completion Certifications Submitted to TA | Completion Certifications Assessed by TA | % of Anticipated FRAs with Completion Certifications Assessed by TA |
| <b>Non-Public Safety</b> | 53               | 53                            | 52                  | 98%                                  | 20                             | 33  | 62%  | 17  | 17                                       | 32%   |
| <b>Public Safety</b>     | 74               | 74                            | 74                  | 100%                                 | 24                             | 41  | 55%  | 15  | 15                                       | 20%   |
| <b>Total</b>             | <b>127</b>       | <b>127</b>                    | <b>126</b>          | <b>99%</b>                           | <b>44<sup>31</sup></b>         | <b>74</b>   | <b>58%</b>   | <b>32</b>                                 | <b>32</b>                                | <b>25%</b>  |

Appendices 1C and 3C provide additional information about the status of FRA negotiations for Mexican border licensees.

### c. Reconfiguration Implementation

Mexican border licensees are working on implementation activities. After their FRAs are approved by the TA, licensees with replacement frequencies that are clear may proceed with implementation activities, including reconfiguring subscriber units and infrastructure. A number of licensees are performing, or have completed, such implementation activities. Mexican border licensees retuned, reflashed, or replaced approximately 8,500 radios (first touches) in the third quarter of 2017, raising the total number complete to approximately 207,000 radios as of September 30, 2017.

During the third quarter of 2017, six Mexican border licensees completed their physical retunes. As of September 30, 2017, there were 74 FRAs for which Mexican border licensees had completed their physical retunes and transitioned to their new channels. This does not include licensees with post-cutover subscriber unit second touches or other technical work. As of September 30, 2017, physical retuning was complete for 58 percent of Mexican border FRAs.

Mexican border licensees in the Sharing Zone may be blocked from proceeding with certain implementation activities due to operations in Mexico that have not been cleared from their replacement frequencies. The TA has conditioned the approval of FRAs for these impacted

<sup>30</sup> Sprint is the data source for the number of anticipated FRAs in column 2 and the number of FRAs with physical retunes reported as completed in column 7. The figures have not been verified by the TA.

<sup>31</sup> As of September 30, 2017, there were an additional 12 FRAs that initially received conditional approval and later received full approval.

licensees, approving the reconfiguration of subscriber units, but not authorizing the modification of FCC licenses or the reconfiguration of infrastructure until the replacement frequencies are clear. There were 44 FRAs with conditional approval as of September 30, 2017, and the licensees in these FRAs cannot reconfigure infrastructure because they are blocked by licensees in Mexico.

The 800 MHz system operators in Mexico have been issued authorizations to reconfigure their systems to remove blocking of U.S. licensees. Starting in the second quarter and completing in the third quarter of 2017, the largest 800 MHz licensee in Mexico cleared its frequencies in the Sharing Zone. This removed blocking by licensees in Mexico for 14 U.S. licensees. Certain of these U.S. licensees must wait to reconfigure their infrastructure until other U.S. licensees that block them also clear or until their interoperability partners can also proceed. Clearing in Mexico is an ongoing process, and when a U.S. licensee's blocked replacement frequencies are clear, the TA grants full approval of the FRA. At that time the licensee can modify its FCC licenses and reconfigure its infrastructure.

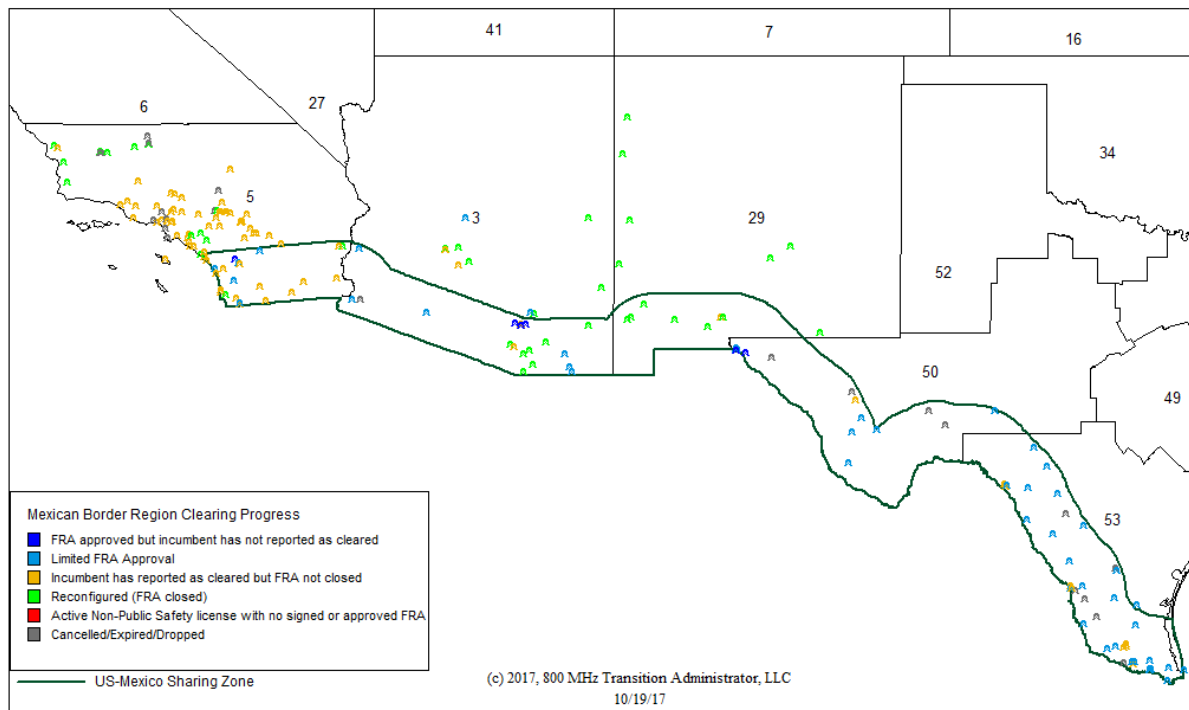
Map 4 shows the licensed base station locations of Mexican border non-Public Safety licensees and their FRA and implementation status.

#### Map 4: Mexican Border Non-Public Safety Clearing Progress

##### 800 MHz Reconfiguration Progress

##### Mexican Border Region, Non-Public Safety Site-specific Call Signs

##### Clearing Progress and Call Sign location as of 09/30/2017 (Q3 2017)



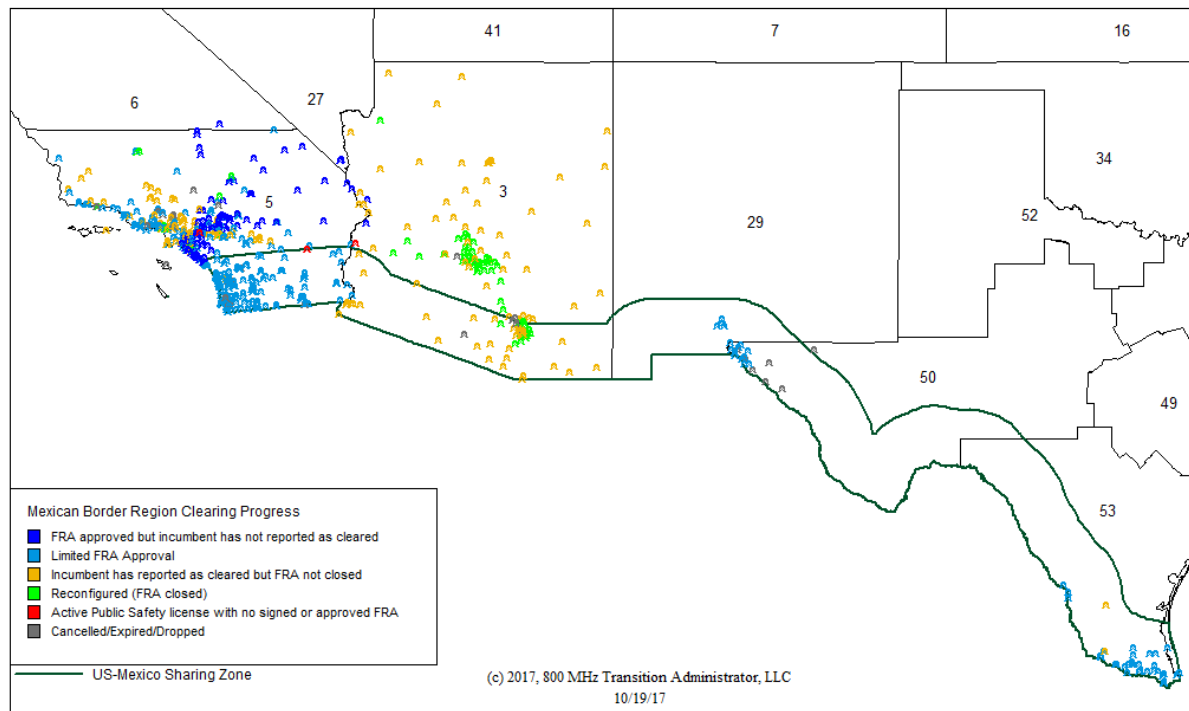
Map 5 shows the licensed base station locations of Mexican border Public Safety licensees and their FRA and implementation status.

### Map 5: Mexican Border Public Safety Clearing Progress

#### 800 MHz Reconfiguration Progress

#### Mexican Border Region, Public Safety Site-specific Call Signs

#### Clearing Progress and Call Sign location as of 09/30/2017 (Q3 2017)



## 5. Change Notices and Amendments

During the third quarter of 2017, licensees submitted six Change Notices. Some Change Notices are resolved quickly, but others can take time to negotiate and result in an amendment. During the third quarter of 2017, licensees and Sprint negotiated and submitted to the TA nine FRA amendments.

### B. Program Financial Information

This section provides information for the third quarter of 2017 regarding reconfiguration expenditures, the Letter of Credit, the external audit, the TA's fees and expenses, and the closing process and reconfiguration Completion Certifications.

## **1. Reconfiguration Expenditures**

### **a. 800 MHz Incumbent Licensee Reconfiguration Costs**

As of September 30, 2017, Sprint has reported to the TA that it had incurred approximately \$1,978.2 million in costs on a cash basis for: (1) payments made to incumbent licensees or their vendors in accordance with TA-approved agreements executed by incumbent licensees and Sprint; and (2) replacement equipment costs, including costs related to the development of software for certain incumbent licensee subscriber equipment that enables such subscriber equipment to be retuned rather than replaced and costs related to replacement equipment to be provided to incumbent licensees by Sprint (collectively “800 MHz Incumbent Licensee Reconfiguration Costs”).

### **b. Estimated Total Reconfiguration Expenditures**

On November 2, 2017, Sprint filed with the Securities and Exchange Commission (“SEC”) its Quarterly Report on Form 10-Q for the quarterly period ended September 30, 2017 and disclosed that it has incurred payments of approximately \$3.5 billion directly attributable to its performance under the *Report and Order* from the inception of the program through September 30, 2017, including approximately \$1 million during the three-month period ended September 30, 2017.<sup>32</sup>

Sprint has reported to the TA that it incurred approximately \$515.6 million in costs, on a cash basis, associated with reconfiguration of the 1.9 GHz band, which is net of the approximately \$229.6 million that Sprint received as reimbursement from Mobile Satellite Service licensees and the H Block licensee for their *pro rata* portion of the costs to clear the 1.9 GHz spectrum. These costs are reported for informational purposes only. The TA does not conduct an analysis of these costs.

## **2. Letter of Credit**

For the quarter ended September 30, 2017, Sprint made its required payments to licensees and vendors. Accordingly, there have been no draws on the Letter of Credit. Sprint has reported to the TA that, as of September 30, 2016, it had incurred, on a cash basis, approximately \$312.0 million in Letter of Credit Fees. Sprint has not provided to the TA updated numbers for Letter of Credit Fees incurred as of September 30, 2017.

The TA has continued to monitor the amount of the Letter of Credit in view of Sprint’s programmatic obligations. On September 28, 2017, the TA recommended that the Letter of Credit be further reduced by \$14.1 million based on the forecast of remaining incumbent licensee costs. The FCC concurred with the TA’s request on September 28, 2017, and the Letter of Credit was reduced from \$142.1 million to \$128.0 million. As of September 30, 2017, the Letter of Credit

---

<sup>32</sup> See Sprint Corporation, Quarterly Report (Form 10-Q), at 22 (filed Nov. 2, 2017), available at <https://www.sec.gov/Archives/edgar/data/101830/000010183017000043/sprintcorp9-30x1710q.htm>.

balance was \$128.0 million. On December 7, 2017, the TA recommended that the Letter of Credit be further reduced by \$12.6 million based on the forecast of remaining incumbent licensee costs. The FCC concurred with the TA's request on December 7, 2017, and the Letter of Credit was reduced from \$128.0 million to \$115.4 million.

### **3. External Audit**

In the second quarter of 2017, the program's external auditors completed the annual audit of program expenditures for the year ended December 31, 2016 and for the period from inception (August 6, 2004) through December 31, 2016 ("the 2016 Audit"). The Statement of Program Expenditures was issued on June 2, 2017. On June 30, 2017, the TA filed the Statement of Program Expenditures with the FCC.<sup>33</sup> The TA noted that the Statement of Program Expenditures is intended as the True-Up Report envisioned by the FCC's September 2014 Memorandum Opinion and Order and Order of Proposed Modification and demonstrates that Sprint "has documented 800 MHz Reconfiguration Program Expenditures sufficient to eliminate any Anti-Windfall Payment."<sup>34</sup> As discussed previously, certain 800 MHz Incumbent Licensee Reconfiguration Costs and Sprint Costs have not been submitted by Sprint to the TA for credit assessment or for external audit.

### **4. Transition Administrator**

#### **a. Fees, Expenses, and Staffing**

The TA's fees and expenses for the quarter ended September 30, 2017 were approximately \$1.75 million in fees and \$0.07 million in expenses, for a total of approximately \$1.82 million, which is \$0.16 million less than the forecast for the third quarter of 2017. Additional details are provided in Appendix 10. TA staffing for the quarter ended September 30, 2017 consisted of 12 Full Time Equivalents ("FTEs"). The TA's fees and expenses for the quarter ending December 31, 2017 are estimated at \$1.98 million in fees and \$0.07 million in expenses, for a total of \$2.05 million.

#### **b. Disclosure of Non-Reconfiguration Fees**

In accordance with the TA's Independence Management Plan, the TA reports that Deloitte Consulting LLP, a subsidiary of Deloitte LLP, received \$0 of non-TA fees and costs from Sprint for the quarter ended September 30, 2017; other member firms of Deloitte LLP received \$3.55 million in non-TA fees and costs from Sprint for the quarter ended September 30, 2017.<sup>35</sup>

---

<sup>33</sup> See 800 MHz Transition Administrator, LLC, "800 MHz Reconfiguration Statement of Program Expenditures For the Year Ended December 31, 2016 and For the Period from August 6, 2004 (Inception) Through December 31, 2016," WT Docket No. 02-55 (filed June 30, 2017).

<sup>34</sup> *Id.* at 4.

<sup>35</sup> See "Independence Management Plan for 800 MHz Transition Administrator Team Members (Version 1.5)," at 4, attached to Letter from Robert E. Stup, Jr., Squire Sanders (US) LLP, to Marlene H. Dortch, Secretary, FCC, WT



## **5. Closing Process and Reconfiguration Completion Certifications**

Closing requirements generally include the modification of FCC licenses, the return and reconciliation of loaned and replaced equipment, submission of cost support documents, reconciliation of total reconfiguration costs, final payment to the licensee (or refund to Sprint), and execution of final closing documents, including the FCC-required closing certification.

### **a. Closing Certifications**

During the quarter ended September 30, 2017, no PFA Completion Certifications were submitted to the TA, leaving the total submitted over the life of the program at 573.<sup>36</sup> Of these, the TA reviewed and found 573 PFA Completion Certifications sufficient, subject to post-close audit adjustments, as of September 30, 2017. Of the 592 PFAs that have been executed between licensees and Sprint, approximately 3.2 percent of executed PFAs remain open as of September 30, 2017. Appendix 8 contains a summary of PFAs that have closed, and Appendix 9 contains a listing of PFAs that have not closed as of the end of the third quarter of 2017.

The FRA Completion Certification certifies that the licensee has relinquished its original 800 MHz frequencies and reconfigured its facilities to operate on replacement frequencies; that all reconfiguration work required has been satisfactorily completed; and that the licensee and Sprint have agreed on the amount paid by Sprint for such work. A licensee's reconfiguration is not complete until this certification has been executed and delivered by the licensee to Sprint. During the third quarter of 2017, seven FRA Completion Certifications were submitted to the TA, increasing the total submitted over the life of the program to 1,797.<sup>37</sup> Of these, the TA reviewed and found 1,794 FRA Completion Certifications sufficient, subject to post-close audit adjustments, with the remaining three under review as of September 30, 2017. Of the 2,106 FRAs that have been executed between licensees and Sprint, approximately 14.8 percent of executed FRAs remain open as of September 30, 2017. Appendix 8 contains a summary of FRAs that have closed. Appendix 9 contains a listing of FRAs for which physical reconfiguration activities are complete but the FRA has not closed as of the end of the third quarter of 2017.

### **b. Closing Timeframes**

For those FRAs that have closed as of September 30, 2017, the closing process has taken an average of 18.3 months to complete following the completion of physical reconfiguration activities, compared to an average of 18.2 months through June 30, 2017. For those licensees that have completed physical reconfiguration activities but have not closed the FRA as of September 30, 2017, an average of 53.6 months has elapsed since the completion of physical reconfiguration

---

Docket No. 02-55 (filed Jan. 16, 2014). As used in this context, other member firms of Deloitte LLP means Deloitte & Touche LLP, Deloitte Financial Advisory Services LLP, or Deloitte Tax LLP, each a subsidiary of Deloitte LLP. Please see <http://www.deloitte.com/us/about> for a detailed description of the legal structure of Deloitte LLP and its subsidiaries.

<sup>36</sup> Of these, 69 were for Stage 1 licensees and 504 were for Stage 2 licensees.

<sup>37</sup> Of these, 1,005 were for Stage 1 licensees and 792 were for Stage 2 licensees.



activities compared to an average of 51.4 months as of June 30, 2017. The amount of time that licensees have been pending in each step of the closing process is set forth in Table 4 below.<sup>38</sup>

**Table 4: FRAs in the Closing Process by Pending Activity<sup>39</sup>**

| Pending FRA Activity to be Completed  | Length of Time Pending Activity Open |                    |               |               |                |                     | % Greater than or Equal to 12 Months |
|---|--------------------------------------|--------------------|---------------|---------------|----------------|---------------------|--------------------------------------|
|   | Quantity of FRAs                     | Less than 3 Months | 3 to 6 Months | 6 to 9 Months | 9 to 12 Months | 12 Months or Longer |                                      |
| Equipment Reconciliation  | 29                                   | 2                  | 3             | 4             | 2              | 18                  | 10.5%                                |
| License Modification  | 0                                    | 0                  | 0             | 0             | 0              | 0                   | 0%                                   |
| Actual Cost Reconciliation Process*   | 171                                  | 9                  | 13            | 9             | 15             | 125                 | 72.7%                                |
| Closing   | 45                                   | 8                  | 3             | 4             | 1              | 29                  | 16.9%                                |
| <b>Total FRAs Pending in Closing Process</b>                                    | <b>245</b>                           | <b>19</b>          | <b>19</b>     | <b>17</b>     | <b>18</b>      | <b>172</b>          |                                      |
| <b>Closed FRAs**</b>  | <b>1,797</b>                         |                    |               |               |                |                     |                                      |
| <b>Total FRAs for which physical reconfiguration activities are complete***</b> | <b>2,042</b>                         |                    |               |               |                |                     |                                      |

\* Includes 8 FRAs that are also pending License Modification.

\*\* Includes 3 FRAs that are pending TA review of the TA Completion Certifications.

\*\*\* Includes 24 FRAs without infrastructure to reconfigure that have closed or are pending closing.

## C. Specialized Support Functions

### 1. TA-Produced Materials, TA's Website, and Outreach Activities

During the third quarter of 2017, the TA continued to distribute informational materials to stakeholders relating to the reconfiguration process, including fact sheets, licensee forms, and other materials. Many of these items are posted on the TA's website at <http://www.800TA.org>.

<sup>38</sup> The completion of all physical reconfiguration activities includes the completion of physical retuning and, where applicable, completion of the "second touch." The completion of physical retuning means the individual licensee has retuned its infrastructure to operate on its replacement frequencies and has cleared its old frequencies. Completion of the "second touch" means that the licensee, if provided for in the FRA, has completed a second (or subsequent) touch of its subscriber units to remove the pre-rebanding channels.

<sup>39</sup> This table is created from data provided by Sprint and collected by the TA directly from licensees.

## 2. **Frequency Reconfiguration Agreement Review**

The TA continues to meet its service-level goals for reviewing FRAs.<sup>40</sup> Detailed information about the time required by the TA to review and approve FRAs submitted to the TA is available in Appendices 6 and 7.

---

<sup>40</sup> The TA's service-level targets for FRA review are review of 80 percent of FRAs within 5 business days, 95 percent within 10 business days, and 100 percent within 15 business days.

### **III. APPENDICES**

Appendix 1A

Status of Reconfiguration for Non-Border Licensees in Channels 1-120: Milestones Completed by Number of Frequency Reconfiguration Agreements, Per Wave, Per Region, as of as of September 30, 2017

| NPSPAC Region | Number of Channels<br>1-120 FRAs* | Sprint and Licensee<br>Reach Pre-Contract<br>Agreement* | FRAs Submitted to<br>TA | FRAs Approved<br>by TA | FRAs with<br>Physical Retunes<br>Reported as<br>Completed* |
|---------------|-----------------------------------|---|-------------------------|------------------------|--|
|               |                                   | Number of Frequency Reconfiguration Agreements (FRAs)   |                         |                        |  |
| <b>Wave 1</b> | <b>355</b>                        | <b>355</b>  | <b>355</b>              | <b>355</b>             | <b>355</b>   |
| 6             | 44                                | 44  | 44                      | 44                     | 44   |
| 7             | 17                                | 17  | 17                      | 17                     | 17   |
| 8             | 38                                | 38  | 38                      | 38                     | 38   |
| 9             | 1                                 | 1   | 1                       | 1                      | 1  |
| 11            | 9                                 | 9   | 9                       | 9                      | 9  |
| 13            | 23                                | 23  | 23                      | 23                     | 23   |
| 14            | 13                                | 13  | 13                      | 13                     | 13   |
| 19            | 26                                | 26  | 26                      | 26                     | 26   |
| 20            | 23                                | 23  | 23                      | 23                     | 23   |
| 27            | 26                                | 26  | 26                      | 26                     | 26   |
| 28            | 25                                | 25  | 25                      | 25                     | 25   |
| 35            | 16                                | 16  | 16                      | 16                     | 16   |
| 41            | 7                                 | 7   | 7                       | 7                      | 7  |
| 42            | 18                                | 18  | 18                      | 18                     | 18   |
| 45            | 8                                 | 8   | 8                       | 8                      | 8  |
| 54            | 21                                | 21  | 21                      | 21                     | 21   |
| Multiregion   | 40                                | 40  | 40                      | 40                     | 40   |
| <b>Wave 2</b> | <b>206</b>                        | <b>206</b>  | <b>206</b>              | <b>206</b>             | <b>206</b>   |
| 4             | 11                                | 11  | 11                      | 11                     | 11   |
| 12            | 6                                 | 6   | 6                       | 6                      | 6  |
| 15            | 6                                 | 6   | 6                       | 6                      | 6  |
| 16            | 12                                | 12  | 12                      | 12                     | 12   |
| 17            | 12                                | 12  | 12                      | 12                     | 12   |
| 22            | 34                                | 34  | 34                      | 34                     | 34   |
| 24            | 16                                | 16  | 16                      | 16                     | 16   |
| 25            | 4                                 | 4   | 4                       | 4                      | 4  |
| 26            | 4                                 | 4   | 4                       | 4                      | 4  |
| 32            | 1                                 | 1   | 1                       | 1                      | 1  |
| 34            | 2                                 | 2   | 2                       | 2                      | 2  |
| 38            | 2                                 | 2   | 2                       | 2                      | 2  |
| 39            | 25                                | 25  | 25                      | 25                     | 25   |
| 40            | 12                                | 12  | 12                      | 12                     | 12   |
| 44            | 2                                 | 2   | 2                       | 2                      | 2  |
| 49            | 3                                 | 3   | 3                       | 3                      | 3  |
| 51            | 14                                | 14  | 14                      | 14                     | 14   |
| 52            | 8                                 | 8   | 8                       | 8                      | 8  |
| Multiregion   | 32                                | 32  | 32                      | 32                     | 32   |

Appendix 1A

Status of Reconfiguration for Non-Border Licensees in Channels 1-120: Milestones Completed by Number of Frequency Reconfiguration Agreements, Per Wave, Per Region, as of as of September 30, 2017

| NPSPAC Region | Number of Channels<br>1-120 FRAs* | Sprint and Licensee<br>Reach Pre-Contract<br>Agreement* | FRAs Submitted to<br>TA | FRAs Approved<br>by TA | FRAs with<br>Physical Retunes<br>Reported as<br>Completed* |
|---------------|-----------------------------------|---|-------------------------|------------------------|--|
|               |                                   | Number of Frequency Reconfiguration Agreements (FRAs)   |                         |                        |  |
| <b>Wave 3</b> | <b>251</b>                        | <b>251</b>  | <b>251</b>              | <b>251</b>             | <b>250</b>   |
| 1             | 15                                | 15  | 15                      | 15                     | 15   |
| 9             | 88                                | 88  | 88                      | 88                     | 88   |
| 10            | 51                                | 51  | 51                      | 51                     | 51   |
| 18            | 17                                | 17  | 17                      | 17                     | 17   |
| 23            | 17                                | 17  | 17                      | 17                     | 17   |
| 31            | 24                                | 24  | 24                      | 24                     | 24   |
| 37            | 9                                 | 9   | 9                       | 9                      | 8  |
| 47            | 6                                 | 6   | 6                       | 6                      | 6  |
| 48            | 3                                 | 3   | 3                       | 3                      | 3  |
| Multiregion   | 21                                | 21  | 21                      | 21                     | 21   |
| <b>Wave 4</b> | <b>115</b>                        | <b>115</b>  | <b>115</b>              | <b>115</b>             | <b>115</b>   |
| 2             | 4                                 | 4   | 4                       | 4                      | 4  |
| 3             | 24                                | 24  | 24                      | 24                     | 24   |
| 5             | 3                                 | 3   | 3                       | 3                      | 3  |
| 10            | 1                                 | 1   | 1                       | 1                      | 1  |
| 18            | 15                                | 15  | 15                      | 15                     | 15   |
| 21            | 1                                 | 1   | 1                       | 1                      | 1  |
| 23            | 2                                 | 2   | 2                       | 2                      | 2  |
| 29            | 10                                | 10  | 10                      | 10                     | 10   |
| 30            | 5                                 | 5   | 5                       | 5                      | 5  |
| 33            | 10                                | 10  | 10                      | 10                     | 10   |
| 36            | 5                                 | 5   | 5                       | 5                      | 5  |
| 43            | 5                                 | 5   | 5                       | 5                      | 5  |
| 50            | 8                                 | 8   | 8                       | 8                      | 8  |
| 53            | 6                                 | 6   | 6                       | 6                      | 6  |
| 54            | 4                                 | 4   | 4                       | 4                      | 4  |
| 63            | 2                                 | 2   | 2                       | 2                      | 2  |
| Multiregion   | 10                                | 10  | 10                      | 10                     | 10   |
| <b>TOTAL</b>  | <b>927</b>                        | <b>927</b>  | <b>927</b>              | <b>927</b>             | <b>926</b>   |

\* Sprint is the data source for this column. The figures have not been verified by the TA.

# Appendix 1B

Status of Reconfiguration for Canadian Border Region Licensees in Stage 1: Milestones Completed by Number of Frequency Reconfiguration Agreements, Per Wave, Per Region, as of September 30, 2017

| NPSPAC Region | Number of Stage 1 FRAs* | Sprint Initiated Contact with Licensee*               | Sprint and Licensee Reach Pre-Contract Agreement* | FRAs Submitted to TA | FRAs Approved by TA | FRAs with Physical Retunes Reported as Completed* |
|---------------|-------------------------|---|---|----------------------|---------------------|---|
|               |                         | Number of Frequency Reconfiguration Agreements (FRAs) |   |                      |                     |   |
| 2             | 2                       | 2   | 2   | 2                    | 2                   | 2   |
| 12            | 1                       | 1   | 1   | 1                    | 1                   | 1   |
| 19            | 7                       | 7   | 7   | 7                    | 7                   | 7   |
| 21            | 6                       | 6   | 6   | 6                    | 6                   | 6   |
| 22            | 3                       | 3   | 3   | 3                    | 3                   | 3   |
| 25            | 2                       | 2   | 2   | 2                    | 2                   | 2   |
| 30            | 4                       | 4   | 4   | 4                    | 4                   | 4   |
| 32            | 4                       | 4   | 4   | 4                    | 4                   | 4   |
| 33            | 17                      | 17  | 17  | 17                   | 17                  | 17  |
| 36            | 2                       | 2   | 2   | 2                    | 2                   | 2   |
| 43            | 15                      | 15  | 15  | 15                   | 15                  | 15  |
| 54            | 1                       | 1   | 1   | 1                    | 1                   | 1   |
| 55            | 3                       | 3   | 3   | 3                    | 3                   | 3   |
| Multiregion   | 8                       | 8   | 8   | 8                    | 8                   | 8   |
| <b>TOTAL</b>  | <b>75</b>               | <b>75</b>   | <b>75</b>   | <b>75</b>            | <b>75</b>           | <b>75</b>   |

\* Sprint is the data source for this column. The figures have not been verified by the TA.

# Appendix 1C

Status of Reconfiguration for Mexican Border Non-Public Safety Licensees: Milestones Completed by Number of Frequency Reconfiguration Agreements, Per Wave, Per Region, as of September 30, 2017

| NPSPAC Region | Number of FRAs* | Sprint Initiated Contact with Licensee*               | Sprint and Licensee Reach Pre-Contract Agreement* | FRAs Submitted to TA | FRAs Approved by TA | FRAs with Physical Retunes Reported as Completed* |
|---------------|-----------------|---|---|----------------------|---------------------|---|
|               |                 | Number of Frequency Reconfiguration Agreements (FRAs) |   |                      |                     |   |
| 3             | 11              | 11  | 11  | 11                   | 11                  | 8   |
| 5             | 20              | 20  | 20  | 20                   | 20                  | 17  |
| 29            | 3               | 3   | 3   | 3                    | 3                   | 3   |
| 50            | 7               | 7   | 7   | 7                    | 7                   | 1   |
| 53            | 8               | 8   | 8   | 8                    | 7                   | 2   |
| Multiregion   | 4               | 4   | 4   | 4                    | 4                   | 2   |
| <b>TOTAL</b>  | <b>53</b>       | <b>53</b>   | <b>53</b>   | <b>53</b>            | <b>52</b>           | <b>33</b>   |

\* Sprint is the data source for this column. The figures have not been verified by the TA.

Appendix 2  
Status of Reconfiguration for Licensees in Channels 1-120:  
Milestones Completed by Number of Call Signs, Per Wave, Per Region, as of September 30, 2017

| Public Safety Region (PSR) | PSR Name                    | Updated Call Sign Population as of 09/30/2017 | Sprint Initiated Contact with Licensee | Sprint and Licensee Reach Pre-Contract Agreement | Sprint Submits Frequency Reconfiguration Agreement to TA | TA Approves Frequency Reconfiguration Agreement | Through 09/30/2017 Call Signs with Reconfiguration Applications Submitted to FCC | Through 09/30/2017 Call Signs with Reconfiguration Applications Granted | Sprint Clears Frequencies | Incumbent Clears Frequencies | Through 09/30/2017 Call Signs with Surrender Applications Submitted to FCC | Through 09/30/2017 Call signs with Surrender Applications Granted |
|----------------------------|-----------------------------|---|--|--|--|---|--|---|---------------------------|------------------------------|--|---|
| Number of Call Signs       |                             |   |  |  |  |   |  |   |                           |                              |  |   |
| Wave 1                     | Subtotal                    | 791   | 791                                    | 791  | 791  | 791   | 791  | 791   | 791                       | 791                          | 791  | 791   |
| 6                          | CA - North                  | 107   | 107                                    | 107  | 107  | 107   | 107  | 107   | 107                       | 107                          | 107  | 107   |
| 7                          | Colorado                    | 27  | 27                                     | 27   | 27   | 27  | 27   | 27  | 27                        | 27                           | 27   | 27  |
| 8                          | NY - Metro (CT, NJ, NY, PA) | 96  | 96                                     | 96   | 96   | 96  | 96   | 96  | 96                        | 96                           | 96   | 96  |
| 11                         | Hawaii                      | 55  | 55                                     | 55   | 55   | 55  | 55   | 55  | 55                        | 55                           | 55   | 55  |
| 13                         | Illinois                    | 40  | 40                                     | 40   | 40   | 40  | 40   | 40  | 40                        | 40                           | 40   | 40  |
| 14                         | Indiana                     | 27  | 27                                     | 27   | 27   | 27  | 27   | 27  | 27                        | 27                           | 27   | 27  |
| 19                         | ME, NH, VT, MA, RI, CT      | 73  | 73                                     | 73   | 73   | 73  | 73   | 73  | 73                        | 73                           | 73   | 73  |
| 20                         | MD; DC; VA - Northern       | 66  | 66                                     | 66   | 66   | 66  | 66   | 66  | 66                        | 66                           | 66   | 66  |
| 27                         | Nevada                      | 63  | 63                                     | 63   | 63   | 63  | 63   | 63  | 63                        | 63                           | 63   | 63  |
| 28                         | NJ, PA, DE                  | 67  | 67                                     | 67   | 67   | 67  | 67   | 67  | 67                        | 67                           | 67   | 67  |
| 35                         | Oregon                      | 48  | 48                                     | 48   | 48   | 48  | 48   | 48  | 48                        | 48                           | 48   | 48  |
| 41                         | Utah                        | 21  | 21                                     | 21   | 21   | 21  | 21   | 21  | 21                        | 21                           | 21   | 21  |
| 42                         | Virginia                    | 52  | 52                                     | 52   | 52   | 52  | 52   | 52  | 52                        | 52                           | 52   | 52  |
| 45                         | Wisconsin                   | 13  | 13                                     | 13   | 13   | 13  | 13   | 13  | 13                        | 13                           | 13   | 13  |
| 54                         | Chicago                     | 36  | 36                                     | 36   | 36   | 36  | 36   | 36  | 36                        | 36                           | 36   | 36  |
| Wave 2                     | Subtotal                    | 469   | 469                                    | 469  | 469  | 469   | 469  | 469   | 469                       | 469                          | 469  | 469   |
| 4                          | Arkansas                    | 38  | 38                                     | 38   | 38   | 38  | 38   | 38  | 38                        | 38                           | 38   | 38  |
| 12                         | Idaho                       | 14  | 14                                     | 14   | 14   | 14  | 14   | 14  | 14                        | 14                           | 14   | 14  |
| 15                         | Iowa                        | 16  | 16                                     | 16   | 16   | 16  | 16   | 16  | 16                        | 16                           | 16   | 16  |
| 16                         | Kansas                      | 33  | 33                                     | 33   | 33   | 33  | 33   | 33  | 33                        | 33                           | 33   | 33  |
| 17                         | Kentucky                    | 16  | 16                                     | 16   | 16   | 16  | 16   | 16  | 16                        | 16                           | 16   | 16  |
| 22                         | Minnesota                   | 74  | 74                                     | 74   | 74   | 74  | 74   | 74  | 74                        | 74                           | 74   | 74  |
| 24                         | Missouri                    | 37  | 37                                     | 37   | 37   | 37  | 37   | 37  | 37                        | 37                           | 37   | 37  |
| 25                         | Montana                     | 19  | 19                                     | 19   | 19   | 19  | 19   | 19  | 19                        | 19                           | 19   | 19  |
| 26                         | Nebraska                    | 10  | 10                                     | 10   | 10   | 10  | 10   | 10  | 10                        | 10                           | 10   | 10  |
| 32                         | North Dakota                | 6   | 6                                      | 6  | 6  | 6   | 6  | 6   | 6                         | 6                            | 6  | 6   |
| 34                         | Oklahoma                    | 25  | 25                                     | 25   | 25   | 25  | 25   | 25  | 25                        | 25                           | 25   | 25  |
| 38                         | South Dakota                | 1   | 1                                      | 1  | 1  | 1   | 1  | 1   | 1                         | 1                            | 1  | 1   |
| 39                         | Tennessee                   | 43  | 43                                     | 43   | 43   | 43  | 43   | 43  | 43                        | 43                           | 43   | 43  |
| 40                         | TX - Dallas                 | 38  | 38                                     | 38   | 38   | 38  | 38   | 38  | 38                        | 38                           | 38   | 38  |
| 44                         | West Virginia               | 3   | 3                                      | 3  | 3  | 3   | 3  | 3   | 3                         | 3                            | 3  | 3   |
| 46                         | Wyoming                     | 1   | 1                                      | 1  | 1  | 1   | 1  | 1   | 1                         | 1                            | 1  | 1   |
| 49                         | TX - Austin                 | 11  | 11                                     | 11   | 11   | 11  | 11   | 11  | 11                        | 11                           | 11   | 11  |
| 51                         | TX - Houston                | 42  | 42                                     | 42   | 42   | 42  | 42   | 42  | 42                        | 42                           | 42   | 42  |
| 52                         | TX - Lubbock                | 42  | 42                                     | 42   | 42   | 42  | 42   | 42  | 42                        | 42                           | 42   | 42  |



Appendix 2  
Status of Reconfiguration for Licensees in Channels 1-120:  
Milestones Completed by Number of Call Signs, Per Wave, Per Region, as of September 30, 2017

| Public Safety Region (PSR) | PSR Name              | Updated Call Sign Population as of 09/30/2017 | Sprint Initiated Contact with Licensee | Sprint and Licensee Reach Pre-Contract Agreement | Sprint Submits Frequency Reconfiguration Agreement to TA | TA Approves Frequency Reconfiguration Agreement | Through 09/30/2017 Call Signs with Reconfiguration Applications Submitted to FCC | Through 09/30/2017 Call Signs with Reconfiguration Applications Granted | Sprint Clears Frequencies | Incumbent Clears Frequencies | Through 09/30/2017 Call Signs with Surrender Applications Submitted to FCC | Through 09/30/2017 Call signs with Surrender Applications Granted |
|----------------------------|-----------------------|---|--|--|--|---|--|---|---------------------------|------------------------------|--|---|
| Number of Call Signs       |                       |   |  |  |  |   |  |   |                           |                              |  |   |
| Wave 3                     | Subtotal              | 511   | 511                                    | 511  | 511  | 511   | 511  | 511   | 511                       | 511                          | 511  | 511   |
| 1                          | Alabama               | 9   | 9                                      | 9  | 9  | 9   | 9  | 9   | 9                         | 9                            | 9  | 9   |
| 9                          | Florida               | 216   | 216                                    | 216  | 216  | 216   | 216  | 216   | 216                       | 216                          | 216  | 216   |
| 10                         | Georgia               | 49  | 49                                     | 49   | 49   | 49  | 49   | 49  | 49                        | 49                           | 49   | 49  |
| 18                         | Louisiana             | 79  | 79                                     | 79   | 79   | 79  | 79   | 79  | 79                        | 79                           | 79   | 79  |
| 23                         | Mississippi           | 23  | 23                                     | 23   | 23   | 23  | 23   | 23  | 23                        | 23                           | 23   | 23  |
| 31                         | North Carolina        | 67  | 67                                     | 67   | 67   | 67  | 67   | 67  | 67                        | 67                           | 67   | 67  |
| 37                         | South Carolina        | 37  | 37                                     | 37   | 37   | 37  | 37   | 37  | 37                        | 37                           | 37   | 37  |
| 47                         | Puerto Rico           | 18  | 18                                     | 18   | 18   | 18  | 18   | 18  | 18                        | 18                           | 18   | 18  |
| 48                         | US Virgin Islands     | 13  | 13                                     | 13   | 13   | 13  | 13   | 13  | 13                        | 13                           | 13   | 13  |
| Wave 4                     | Subtotal              | 813   | 813                                    | 813  | 813  | 812   | 767  | 766   | 813                       | 797                          | 771  | 769   |
| 2                          | Alaska                | 22  | 22                                     | 22   | 22   | 22  | 22   | 22  | 22                        | 22                           | 22   | 22  |
| 3                          | Arizona*              | 69  | 69                                     | 69   | 69   | 68  | 68   | 68  | 69                        | 67                           | 68   | 66  |
| 5                          | CA - South*           | 82  | 82                                     | 82   | 82   | 82  | 43   | 43  | 82                        | 68                           | 43   | 43  |
| 21                         | Michigan              | 57  | 57                                     | 57   | 57   | 57  | 57   | 57  | 57                        | 57                           | 57   | 57  |
| 29                         | New Mexico*           | 25  | 25                                     | 25   | 25   | 25  | 25   | 25  | 25                        | 25                           | 25   | 25  |
| 30                         | NY - Albany           | 91  | 91                                     | 91   | 91   | 91  | 91   | 91  | 91                        | 91                           | 91   | 91  |
| 33                         | Ohio                  | 105   | 105                                    | 105  | 105  | 105   | 105  | 105   | 105                       | 105                          | 105  | 105   |
| 36                         | Pennsylvania          | 11  | 11                                     | 11   | 11   | 11  | 11   | 11  | 11                        | 11                           | 11   | 11  |
| 43                         | Washington            | 148   | 148                                    | 148  | 148  | 148   | 144  | 143   | 148                       | 148                          | 148  | 148   |
| 50                         | TX - El Paso*         | 10  | 10                                     | 10   | 10   | 10  | 10   | 10  | 10                        | 10                           | 10   | 10  |
| 53                         | TX - San Antonio*     | 16  | 16                                     | 16   | 16   | 16  | 16   | 16  | 16                        | 16                           | 16   | 16  |
| 54                         | MI portion of Chicago | 9   | 9                                      | 9  | 9  | 9   | 9  | 9   | 9                         | 9                            | 9  | 9   |
| 55                         | New York - Buffalo    | 168   | 168                                    | 168  | 168  | 168   | 166  | 166   | 168                       | 168                          | 166  | 166   |
| 61                         | Gulf of Mexico        | 0   | 0                                      | 0  | 0  | 0   | 0  | 0   | 0                         | 0                            | 0  | 0   |
| 62                         | Marianas              | 0   | 0                                      | 0  | 0  | 0   | 0  | 0   | 0                         | 0                            | 0  | 0   |
| 63                         | Guam                  | 0   | 0                                      | 0  | 0  | 0   | 0  | 0   | 0                         | 0                            | 0  | 0   |
| 64                         | American Samoa        | 0   | 0                                      | 0  | 0  | 0   | 0  | 0   | 0                         | 0                            | 0  | 0   |
| Total for Waves 1-4        |                       | 2584  | 2584                                   | 2584   | 2584   | 2583  | 2538   | 2537  | 2584                      | 2568                         | 2542   | 2540  |

Notes:

\* Data includes call signs in the U.S.-Mexico border region.

a. Data for Channels 1-120 call signs does not include call signs that were under contract with Sprint prior to the start of reconfiguration and for which contracts will not be submitted to the TA for review and approval for Sprint credit.

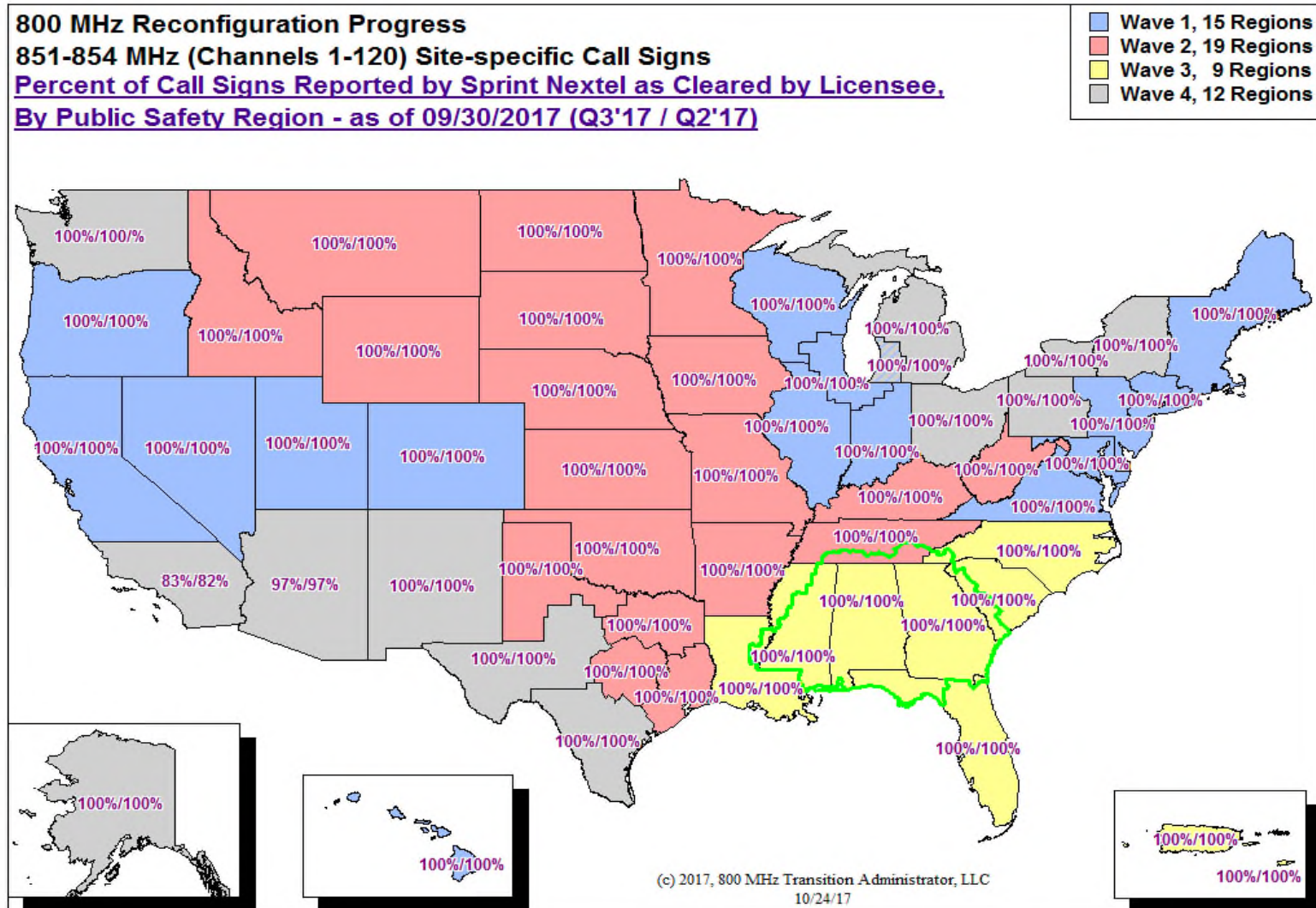
b. The current population of call signs has been adjusted for call signs cancelled without a Frequency Reconfiguration Agreement (FRA), and incremented for any call signs added through pending applications. Licensees may cancel licenses or let them expire without entering into an FRA.

c. Data includes call signs with fixed locations authorized for frequencies in the 851-854 MHz range with adequate geographic data to determine a Public Safety Region.

d. Data for the call sign population and applications may not match data for Sprint milestones due to call signs expiring or being cancelled without contracts. In addition, certain FRAs may include call signs undergoing reconfiguration that may be cancelled or assigned without frequencies being changed on that particular call sign. Call signs with old frequencies being deleted via a partial assignment are not included in the delete application data.

e. Data between Incumbent Clear and Notify and Surrender Applications Submitted to FCC do not always match due to partial assignment applications filed in advance of frequency clearing to expedite the process and occasional time lags in the reporting on licensee frequency clearing.

f. Incumbent Clear and Notify counts may exceed Sprint Cleared counts in certain PSRs due to Sprint data entry delays; incumbents clearing by cancelling licenses for which Sprint would not need to clear frequencies; or the replacement channels were not currently in operation in Sprint's network.



Appendix 2  
Status of Reconfiguration for Licensees in the Expansion Band:  
Milestones Completed by Number of Call Signs, Per Wave, Per Region, as of September 30, 2017

| Public Safety Region (PSR) | PSR Name                    | Updated Call Sign Population as of 09/30/2017 | Sprint Initiated Contact with Licensee | Sprint and Licensee Reach Pre-Contract Agreement | Sprint Submits Frequency Reconfiguration Agreement to TA | TA Approves Frequency Reconfiguration Agreement | Through 09/30/2017 Call Signs with Reconfiguration Applications Submitted to FCC | Through 09/30/2017 Call Signs with Reconfiguration Applications Granted | Sprint Clears Frequencies | Incumbent Clears Frequencies | Through 09/30/2017 Call Signs with Surrender Applications Submitted to FCC | Through 09/30/2017 Call signs with Surrender Applications Granted |
|----------------------------|-----------------------------|---|--|--|--|---|--|---|---------------------------|------------------------------|--|---|
| Number of Call Signs       |                             |   |  |  |  |   |  |   |                           |                              |  |   |
| Wave 1                     | Subtotal                    | 299   | 299                                    | 299  | 299  | 299   | 299  | 299   | 299                       | 223                          | 297  | 297   |
| 6                          | CA - North                  | 88  | 88                                     | 88   | 88   | 88  | 88   | 88  | 88                        | 12                           | 86   | 86  |
| 7                          | Colorado                    | 15  | 15                                     | 15   | 15   | 15  | 15   | 15  | 15                        | 15                           | 15   | 15  |
| 8                          | NY - Metro (CT, NJ, NY, PA) | 36  | 36                                     | 36   | 36   | 36  | 36   | 36  | 36                        | 36                           | 36   | 36  |
| 11                         | Hawaii                      | 5   | 5                                      | 5  | 5  | 5   | 5  | 5   | 5                         | 5                            | 5  | 5   |
| 13                         | Illinois                    | 12  | 12                                     | 12   | 12   | 12  | 12   | 12  | 12                        | 12                           | 12   | 12  |
| 14                         | Indiana                     | 34  | 34                                     | 34   | 34   | 34  | 34   | 34  | 34                        | 34                           | 34   | 34  |
| 19                         | ME, NH, VT, MA, RI, CT      | 24  | 24                                     | 24   | 24   | 24  | 24   | 24  | 24                        | 24                           | 24   | 24  |
| 20                         | MD; DC; VA - Northern       | 5   | 5                                      | 5  | 5  | 5   | 5  | 5   | 5                         | 5                            | 5  | 5   |
| 27                         | Nevada                      | 5   | 5                                      | 5  | 5  | 5   | 5  | 5   | 5                         | 5                            | 5  | 5   |
| 28                         | NJ, PA, DE                  | 6   | 6                                      | 6  | 6  | 6   | 6  | 6   | 6                         | 6                            | 6  | 6   |
| 35                         | Oregon                      | 1   | 1                                      | 1  | 1  | 1   | 1  | 1   | 1                         | 1                            | 1  | 1   |
| 41                         | Utah                        | 3   | 3                                      | 3  | 3  | 3   | 3  | 3   | 3                         | 3                            | 3  | 3   |
| 42                         | Virginia                    | 23  | 23                                     | 23   | 23   | 23  | 23   | 23  | 23                        | 23                           | 23   | 23  |
| 45                         | Wisconsin                   | 10  | 10                                     | 10   | 10   | 10  | 10   | 10  | 10                        | 10                           | 10   | 10  |
| 54                         | Chicago                     | 32  | 32                                     | 32   | 32   | 32  | 32   | 32  | 32                        | 32                           | 32   | 32  |
| Wave 2                     | Subtotal                    | 175   | 175                                    | 175  | 175  | 175   | 175  | 175   | 175                       | 175                          | 175  | 175   |
| 4                          | Arkansas                    | 45  | 45                                     | 45   | 45   | 45  | 45   | 45  | 45                        | 45                           | 45   | 45  |
| 12                         | Idaho                       | 0   | 0                                      | 0  | 0  | 0   | 0  | 0   | 0                         | 0                            | 0  | 0   |
| 15                         | Iowa                        | 16  | 16                                     | 16   | 16   | 16  | 16   | 16  | 16                        | 16                           | 16   | 16  |
| 16                         | Kansas                      | 6   | 6                                      | 6  | 6  | 6   | 6  | 6   | 6                         | 6                            | 6  | 6   |
| 17                         | Kentucky                    | 13  | 13                                     | 13   | 13   | 13  | 13   | 13  | 13                        | 13                           | 13   | 13  |
| 22                         | Minnesota                   | 10  | 10                                     | 10   | 10   | 10  | 10   | 10  | 10                        | 10                           | 10   | 10  |
| 24                         | Missouri                    | 11  | 11                                     | 11   | 11   | 11  | 11   | 11  | 11                        | 11                           | 11   | 11  |
| 25                         | Montana                     | 0   | 0                                      | 0  | 0  | 0   | 0  | 0   | 0                         | 0                            | 0  | 0   |
| 26                         | Nebraska                    | 4   | 4                                      | 4  | 4  | 4   | 4  | 4   | 4                         | 4                            | 4  | 4   |
| 32                         | North Dakota                | 0   | 0                                      | 0  | 0  | 0   | 0  | 0   | 0                         | 0                            | 0  | 0   |
| 34                         | Oklahoma                    | 3   | 3                                      | 3  | 3  | 3   | 3  | 3   | 3                         | 3                            | 3  | 3   |
| 38                         | South Dakota                | 0   | 0                                      | 0  | 0  | 0   | 0  | 0   | 0                         | 0                            | 0  | 0   |
| 39                         | Tennessee                   | 28  | 28                                     | 28   | 28   | 28  | 28   | 28  | 28                        | 28                           | 28   | 28  |
| 40                         | TX - Dallas                 | 21  | 21                                     | 21   | 21   | 21  | 21   | 21  | 21                        | 21                           | 21   | 21  |
| 44                         | West Virginia               | 1   | 1                                      | 1  | 1  | 1   | 1  | 1   | 1                         | 1                            | 1  | 1   |
| 46                         | Wyoming                     | 2   | 2                                      | 2  | 2  | 2   | 2  | 2   | 2                         | 2                            | 2  | 2   |
| 49                         | TX - Austin                 | 9   | 9                                      | 9  | 9  | 9   | 9  | 9   | 9                         | 9                            | 9  | 9   |
| 51                         | TX - Houston                | 5   | 5                                      | 5  | 5  | 5   | 5  | 5   | 5                         | 5                            | 5  | 5   |
| 52                         | TX - Lubbock                | 1   | 1                                      | 1  | 1  | 1   | 1  | 1   | 1                         | 1                            | 1  | 1   |

Appendix 2  
Status of Reconfiguration for Licensees in the Expansion Band:  
Milestones Completed by Number of Call Signs, Per Wave, Per Region, as of September 30, 2017

| Public Safety Region (PSR) | PSR Name              | Updated Call Sign Population as of 09/30/2017 | Sprint Initiated Contact with Licensee | Sprint and Licensee Reach Pre-Contract Agreement | Sprint Submits Frequency Reconfiguration Agreement to TA | TA Approves Frequency Reconfiguration Agreement | Through 09/30/2017 Call Signs with Reconfiguration Applications Submitted to FCC | Through 09/30/2017 Call Signs with Reconfiguration Applications Granted | Sprint Clears Frequencies | Incumbent Clears Frequencies | Through 09/30/2017 Call Signs with Surrender Applications Submitted to FCC | Through 09/30/2017 Call signs with Surrender Applications Granted |
|----------------------------|-----------------------|---|--|--|--|---|--|---|---------------------------|------------------------------|--|---|
| Number of Call Signs       |                       |   |  |  |  |   |  |   |                           |                              |  |   |
| Wave 3                     | Subtotal              | 199   | 199                                    | 199  | 199  | 199   | 199  | 199   | 199                       | 199                          | 199  | 199   |
| 1                          | Alabama               | 28  | 28                                     | 28   | 28   | 28  | 28   | 28  | 28                        | 28                           | 28   | 28  |
| 9                          | Florida               | 61  | 61                                     | 61   | 61   | 61  | 61   | 61  | 61                        | 61                           | 61   | 61  |
| 10                         | Georgia               | 29  | 29                                     | 29   | 29   | 29  | 29   | 29  | 29                        | 29                           | 29   | 29  |
| 18                         | Louisiana             | 15  | 15                                     | 15   | 15   | 15  | 15   | 15  | 15                        | 15                           | 15   | 15  |
| 23                         | Mississippi           | 18  | 18                                     | 18   | 18   | 18  | 18   | 18  | 18                        | 18                           | 18   | 18  |
| 31                         | North Carolina        | 23  | 23                                     | 23   | 23   | 23  | 23   | 23  | 23                        | 23                           | 23   | 23  |
| 37                         | South Carolina        | 23  | 23                                     | 23   | 23   | 23  | 23   | 23  | 23                        | 23                           | 23   | 23  |
| 47                         | Puerto Rico           | 2   | 2                                      | 2  | 2  | 2   | 2  | 2   | 2                         | 2                            | 2  | 2   |
| 48                         | US Virgin Islands     | 0   | 0                                      | 0  | 0  | 0   | 0  | 0   | 0                         | 0                            | 0  | 0   |
| Wave 4                     | Subtotal              | 189   | 189                                    | 189  | 189  | 189   | 186  | 186   | 188                       | 164                          | 185  | 185   |
| 2                          | Alaska                | 1   | 1                                      | 1  | 1  | 1   | 1  | 1   | 1                         | 1                            | 1  | 1   |
| 3                          | Arizona*              | 8   | 8                                      | 8  | 8  | 8   | 7  | 7   | 7                         | 7                            | 7  | 7   |
| 5                          | CA - South*           | 24  | 24                                     | 24   | 24   | 24  | 22   | 22  | 24                        | 0                            | 22   | 22  |
| 21                         | Michigan              | 0   | 0                                      | 0  | 0  | 0   | 0  | 0   | 0                         | 0                            | 0  | 0   |
| 29                         | New Mexico*           | 5   | 5                                      | 5  | 5  | 5   | 5  | 5   | 5                         | 5                            | 5  | 5   |
| 30                         | NY - Albany           | 62  | 62                                     | 62   | 62   | 62  | 62   | 62  | 62                        | 62                           | 62   | 62  |
| 33                         | Ohio                  | 37  | 37                                     | 37   | 37   | 37  | 37   | 37  | 37                        | 37                           | 37   | 37  |
| 36                         | Pennsylvania          | 9   | 9                                      | 9  | 9  | 9   | 9  | 9   | 9                         | 9                            | 9  | 9   |
| 43                         | Washington            | 15  | 15                                     | 15   | 15   | 15  | 15   | 15  | 15                        | 15                           | 15   | 15  |
| 50                         | TX - El Paso*         | 2   | 2                                      | 2  | 2  | 2   | 2  | 2   | 2                         | 2                            | 2  | 2   |
| 53                         | TX - San Antonio*     | 6   | 6                                      | 6  | 6  | 6   | 6  | 6   | 6                         | 6                            | 5  | 5   |
| 54                         | MI portion of Chicago | 5   | 5                                      | 5  | 5  | 5   | 5  | 5   | 5                         | 5                            | 5  | 5   |
| 55                         | New York - Buffalo    | 15  | 15                                     | 15   | 15   | 15  | 15   | 15  | 15                        | 15                           | 15   | 15  |
| 61                         | Gulf of Mexico        | 0   | 0                                      | 0  | 0  | 0   | 0  | 0   | 0                         | 0                            | 0  | 0   |
| 62                         | Marianas              | 0   | 0                                      | 0  | 0  | 0   | 0  | 0   | 0                         | 0                            | 0  | 0   |
| 63                         | Guam                  | 0   | 0                                      | 0  | 0  | 0   | 0  | 0   | 0                         | 0                            | 0  | 0   |
| 64                         | American Samoa        | 0   | 0                                      | 0  | 0  | 0   | 0  | 0   | 0                         | 0                            | 0  | 0   |
| Total for Waves 1-4        |                       | 862   | 862                                    | 862  | 862  | 862   | 859  | 859   | 861                       | 761                          | 856  | 856   |

Notes:

\* Data includes call signs in the U.S.-Mexico border region.

a. Data does not include call signs that were under contract with Sprint prior to the start of reconfiguration and for which contracts will not be submitted to the TA for review and approval for Sprint credit.

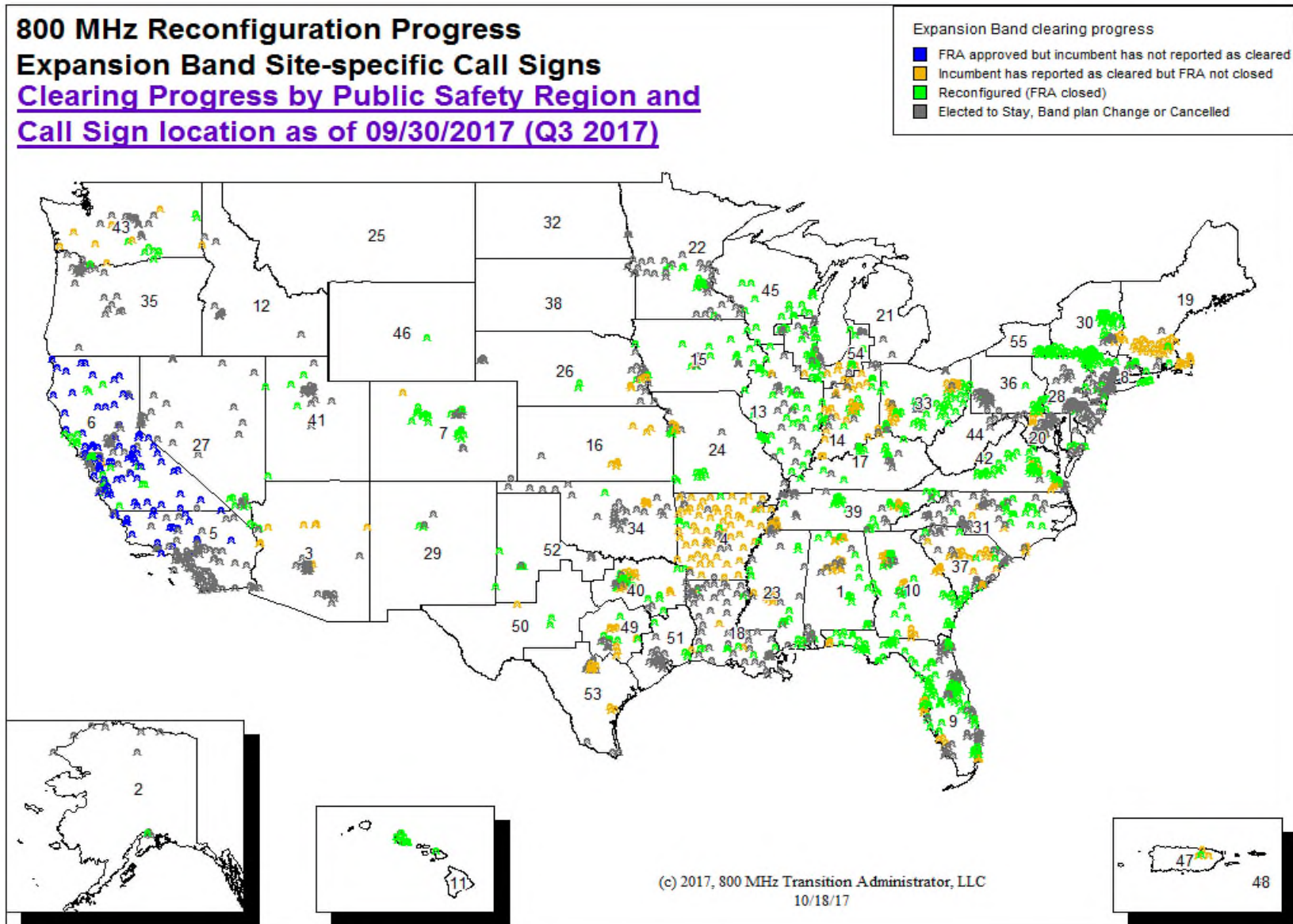
b. The current population of call signs has been adjusted for call signs cancelled without a Frequency Reconfiguration Agreement (FRA), and incremented for any call signs added through pending applications. Licensees may cancel licenses or let them expire without entering into an FRA.

c. Data includes call signs with fixed locations authorized for frequencies in the Expansion Band with adequate geographic data to determine a Public Safety Region.

d. Data for the call sign population and applications may not match data for Sprint milestones due to call signs expiring or being cancelled without contracts. In addition, certain FRAs may include call signs undergoing reconfiguration that may be cancelled or assigned without frequencies being changed on that particular call sign. Call signs with old frequencies being deleted via a partial assignment are not included in the delete application data.

e. Data between Incumbent Clear and Notify and Surrender Applications Submitted to FCC do not always match due to partial assignment applications filed in advance of frequency clearing to expedite the process and occasional time lags in the reporting on licensee frequency clearing.

f. Incumbent Clear and Notify counts may exceed Sprint Cleared counts in certain PSRs due to Sprint data entry delays; incumbents clearing by cancelling licenses for which Sprint would not need to clear frequencies; or the replacement channels were not currently in operation in Sprint's network.



Appendix 2  
Status of Reconfiguration for Licensees in NPSPAC Channels:  
Milestones Completed by Number of Call Signs, Per Wave, Per Region as of September 30, 2017

| Public Safety Region (PSR) | PSR Name                    | Updated Call Sign Population as of 09/30/2017 | Sprint Initiated Contact with Licensee | Sprint and Licensee Reach Pre-Contract Agreement | Sprint Submits Frequency Reconfiguration Agreement to TA | TA Approves Frequency Reconfiguration Agreement | Through 09/30/2017 Call Signs with Reconfiguration Applications Submitted to FCC | Through 09/30/2017 Call Signs with Reconfiguration Applications Granted | Sprint Clears Frequencies | Incumbent Clears Frequencies | Through 09/30/2017 Call Signs with Surrender Applications Submitted to FCC | Through 09/30/2017 Call signs with Surrender Applications Granted |
|----------------------------|-----------------------------|---|--|--|--|---|--|---|---------------------------|------------------------------|--|---|
|                            |                             | Number of Call Signs                          |  |  |  |   |  |   |                           |                              |  |   |
| Wave 1                     | Subtotal                    | 1927  | 1927                                   | 1927   | 1927   | 1927  | 1922   | 1922  | 1927                      | 1863                         | 1920   | 1920  |
| 6                          | CA - North                  | 136   | 136                                    | 136  | 136  | 136   | 133  | 133   | 136                       | 74                           | 131  | 131   |
| 7                          | Colorado                    | 224   | 224                                    | 224  | 224  | 224   | 224  | 224   | 224                       | 224                          | 224  | 224   |
| 8                          | NY - Metro (CT, NJ, NY, PA) | 389   | 389                                    | 389  | 389  | 389   | 389  | 389   | 389                       | 389                          | 389  | 389   |
| 11                         | Hawaii                      | 28  | 28                                     | 28   | 28   | 28  | 28   | 28  | 28                        | 28                           | 28   | 28  |
| 13                         | Illinois                    | 139   | 139                                    | 139  | 139  | 139   | 139  | 139   | 139                       | 139                          | 139  | 139   |
| 14                         | Indiana                     | 147   | 147                                    | 147  | 147  | 147   | 147  | 147   | 147                       | 147                          | 147  | 147   |
| 19                         | ME, NH, VT, MA, RI, CT      | 134   | 134                                    | 134  | 134  | 134   | 134  | 134   | 134                       | 134                          | 134  | 134   |
| 20                         | MD; DC; VA - Northern       | 96  | 96                                     | 96   | 96   | 96  | 96   | 96  | 96                        | 96                           | 96   | 96  |
| 27                         | Nevada                      | 38  | 38                                     | 38   | 38   | 38  | 36   | 36  | 38                        | 36                           | 36   | 36  |
| 28                         | NJ, PA, DE                  | 216   | 216                                    | 216  | 216  | 216   | 216  | 216   | 216                       | 216                          | 216  | 216   |
| 35                         | Oregon                      | 40  | 40                                     | 40   | 40   | 40  | 40   | 40  | 40                        | 40                           | 40   | 40  |
| 41                         | Utah                        | 146   | 146                                    | 146  | 146  | 146   | 146  | 146   | 146                       | 146                          | 146  | 146   |
| 42                         | Virginia                    | 58  | 58                                     | 58   | 58   | 58  | 58   | 58  | 58                        | 58                           | 58   | 58  |
| 45                         | Wisconsin                   | 3   | 3                                      | 3  | 3  | 3   | 3  | 3   | 3                         | 3                            | 3  | 3   |
| 54                         | Chicago                     | 133   | 133                                    | 133  | 133  | 133   | 133  | 133   | 133                       | 133                          | 133  | 133   |
| Wave 2                     | Subtotal                    | 763   | 763                                    | 763  | 763  | 763   | 763  | 763   | 763                       | 763                          | 763  | 763   |
| 4                          | Arkansas                    | 95  | 95                                     | 95   | 95   | 95  | 95   | 95  | 95                        | 95                           | 95   | 95  |
| 12                         | Idaho                       | 0   | 0                                      | 0  | 0  | 0   | 0  | 0   | 0                         | 0                            | 0  | 0   |
| 15                         | Iowa                        | 7   | 7                                      | 7  | 7  | 7   | 7  | 7   | 7                         | 7                            | 7  | 7   |
| 16                         | Kansas                      | 280   | 280                                    | 280  | 280  | 280   | 280  | 280   | 280                       | 280                          | 280  | 280   |
| 17                         | Kentucky                    | 16  | 16                                     | 16   | 16   | 16  | 16   | 16  | 16                        | 16                           | 16   | 16  |
| 22                         | Minnesota                   | 50  | 50                                     | 50   | 50   | 50  | 50   | 50  | 50                        | 50                           | 50   | 50  |
| 24                         | Missouri                    | 19  | 19                                     | 19   | 19   | 19  | 19   | 19  | 19                        | 19                           | 19   | 19  |
| 25                         | Montana                     | 1   | 1                                      | 1  | 1  | 1   | 1  | 1   | 1                         | 1                            | 1  | 1   |
| 26                         | Nebraska                    | 32  | 32                                     | 32   | 32   | 32  | 32   | 32  | 32                        | 32                           | 32   | 32  |
| 32                         | North Dakota                | 0   | 0                                      | 0  | 0  | 0   | 0  | 0   | 0                         | 0                            | 0  | 0   |
| 34                         | Oklahoma                    | 39  | 39                                     | 39   | 39   | 39  | 39   | 39  | 39                        | 39                           | 39   | 39  |
| 38                         | South Dakota                | 0   | 0                                      | 0  | 0  | 0   | 0  | 0   | 0                         | 0                            | 0  | 0   |
| 39                         | Tennessee                   | 56  | 56                                     | 56   | 56   | 56  | 56   | 56  | 56                        | 56                           | 56   | 56  |
| 40                         | TX - Dallas                 | 44  | 44                                     | 44   | 44   | 44  | 44   | 44  | 44                        | 44                           | 44   | 44  |
| 44                         | West Virginia               | 10  | 10                                     | 10   | 10   | 10  | 10   | 10  | 10                        | 10                           | 10   | 10  |
| 46                         | Wyoming                     | 7   | 7                                      | 7  | 7  | 7   | 7  | 7   | 7                         | 7                            | 7  | 7   |
| 49                         | TX - Austin                 | 67  | 67                                     | 67   | 67   | 67  | 67   | 67  | 67                        | 67                           | 67   | 67  |
| 51                         | TX - Houston                | 38  | 38                                     | 38   | 38   | 38  | 38   | 38  | 38                        | 38                           | 38   | 38  |
| 52                         | TX - Lubbock                | 2   | 2                                      | 2  | 2  | 2   | 2  | 2   | 2                         | 2                            | 2  | 2   |

Appendix 2  
Status of Reconfiguration for Licensees in NPSPAC Channels:  
Milestones Completed by Number of Call Signs, Per Wave, Per Region as of September 30, 2017

| Public Safety Region (PSR) | PSR Name              | Updated Call Sign Population as of 09/30/2017 | Sprint Initiated Contact with Licensee | Sprint and Licensee Reach Pre-Contract Agreement | Sprint Submits Frequency Reconfiguration Agreement to TA | TA Approves Frequency Reconfiguration Agreement | Through 09/30/2017 Call Signs with Reconfiguration Applications Submitted to FCC | Through 09/30/2017 Call Signs with Reconfiguration Applications Granted | Sprint Clears Frequencies | Incumbent Clears Frequencies | Through 09/30/2017 Call Signs with Surrender Applications Submitted to FCC | Through 09/30/2017 Call signs with Surrender Applications Granted |
|----------------------------|-----------------------|---|--|--|--|---|--|---|---------------------------|------------------------------|--|---|
| Number of Call Signs       |                       |   |  |  |  |   |  |   |                           |                              |  |   |
| Wave 3                     | Subtotal              | 1100  | 1100                                   | 1100   | 1100   | 1100  | 1100   | 1100  | 1100                      | 1100                         | 1100   | 1100  |
| 1                          | Alabama               | 32  | 32                                     | 32   | 32   | 32  | 32   | 32  | 32                        | 32                           | 32   | 32  |
| 9                          | Florida               | 330   | 330                                    | 330  | 330  | 330   | 330  | 330   | 330                       | 330                          | 330  | 330   |
| 10                         | Georgia               | 82  | 82                                     | 82   | 82   | 82  | 82   | 82  | 82                        | 82                           | 82   | 82  |
| 18                         | Louisiana             | 74  | 74                                     | 74   | 74   | 74  | 74   | 74  | 74                        | 74                           | 74   | 74  |
| 23                         | Mississippi           | 24  | 24                                     | 24   | 24   | 24  | 24   | 24  | 24                        | 24                           | 24   | 24  |
| 31                         | North Carolina        | 368   | 368                                    | 368  | 368  | 368   | 368  | 368   | 368                       | 368                          | 368  | 368   |
| 37                         | South Carolina        | 177   | 177                                    | 177  | 177  | 177   | 177  | 177   | 177                       | 177                          | 177  | 177   |
| 47                         | Puerto Rico           | 13  | 13                                     | 13   | 13   | 13  | 13   | 13  | 13                        | 13                           | 13   | 13  |
| 48                         | US Virgin Islands     | 0   | 0                                      | 0  | 0  | 0   | 0  | 0   | 0                         | 0                            | 0  | 0   |
| Wave 4                     | Subtotal              | 1701  | 1701                                   | 1701   | 1701   | 1515  | 1414   | 1412  | 1519                      | 1383                         | 1353   | 1352  |
| 2                          | Alaska                | 1   | 1                                      | 1  | 1  | 1   | 1  | 1   | 1                         | 1                            | 1  | 1   |
| 3                          | Arizona*              | 99  | 99                                     | 99   | 99   | 98  | 86   | 85  | 99                        | 98                           | 84   | 84  |
| 5                          | CA - South*           | 390   | 390                                    | 390  | 390  | 225   | 136  | 135   | 225                       | 93                           | 77   | 76  |
| 21                         | Michigan              | 340   | 340                                    | 340  | 340  | 340   | 340  | 340   | 340                       | 340                          | 340  | 340   |
| 29                         | New Mexico*           | 9   | 9                                      | 9  | 9  | 7   | 7  | 7   | 7                         | 7                            | 7  | 7   |
| 30                         | NY - Albany           | 189   | 189                                    | 189  | 189  | 189   | 189  | 189   | 189                       | 189                          | 189  | 189   |
| 33                         | Ohio                  | 178   | 178                                    | 178  | 178  | 178   | 178  | 178   | 178                       | 178                          | 178  | 178   |
| 36                         | Pennsylvania          | 231   | 231                                    | 231  | 231  | 231   | 231  | 231   | 231                       | 231                          | 231  | 231   |
| 43                         | Washington            | 177   | 177                                    | 177  | 177  | 177   | 177  | 177   | 177                       | 177                          | 177  | 177   |
| 50                         | TX - El Paso*         | 5   | 5                                      | 5  | 5  | 2   | 2  | 2   | 2                         | 2                            | 2  | 2   |
| 53                         | TX - San Antonio*     | 32  | 32                                     | 32   | 32   | 17  | 17   | 17  | 20                        | 17                           | 17   | 17  |
| 54                         | MI portion of Chicago | 25  | 25                                     | 25   | 25   | 25  | 25   | 25  | 25                        | 25                           | 25   | 25  |
| 55                         | New York - Buffalo    | 25  | 25                                     | 25   | 25   | 25  | 25   | 25  | 25                        | 25                           | 25   | 25  |
| 61                         | Gulf of Mexico        | 0   | 0                                      | 0  | 0  | 0   | 0  | 0   | 0                         | 0                            | 0  | 0   |
| 62                         | Marianas              | 0   | 0                                      | 0  | 0  | 0   | 0  | 0   | 0                         | 0                            | 0  | 0   |
| 63                         | Guam                  | 0   | 0                                      | 0  | 0  | 0   | 0  | 0   | 0                         | 0                            | 0  | 0   |
| 64                         | American Samoa        | 0   | 0                                      | 0  | 0  | 0   | 0  | 0   | 0                         | 0                            | 0  | 0   |
| Total for Waves 1-4        |                       | 5491  | 5491                                   | 5491   | 5491   | 5305  | 5199   | 5197  | 5309                      | 5109                         | 5136   | 5135  |

Notes:

\* Data includes call signs in the U.S.-Mexico border region.

a. Data does not include call signs that were under contract with Sprint prior to the start of reconfiguration and for which contracts will not be submitted to the TA for review and approval for Sprint credit.

b. The current population of call signs has been adjusted for call signs cancelled without a Frequency Reconfiguration Agreement (FRA), and incremented for any call signs added through pending applications. Licensees may cancel licenses or let them expire without entering into an FRA.

c. Data includes call signs with fixed locations authorized for frequencies in the 866-869 MHz range, and those with adequate geographic data to determine a Public Safety Region.

d. Data for the call sign population and applications may not match data for Sprint milestones due to call signs expiring or being cancelled without contracts. In addition, certain FRAs may include call signs undergoing reconfiguration that may be cancelled or assigned without frequencies being changed on that particular call sign. Call signs with old frequencies being deleted via a partial assignment are not included in the delete application data.

e. Data between Incumbent Clear and Notify and Surrender Applications Submitted to FCC do not always match due to partial assignment applications filed in advance of frequency clearing to expedite the process and occasional time lags in the reporting on licensee frequency clearing.

f. As of the second quarter of 2007, the NSPAC call sign data includes STA NPSPAC call signs and call signs without fixed locations (e.g., mobile-only authorizations).

g. Incumbent Clear and Notify counts may exceed Sprint Cleared counts in certain PSRs due to Sprint data entry delays; incumbents clearing by cancelling licenses for which Sprint would not need to clear frequencies; or the replacement channels were not currently in operation in Sprint's network.

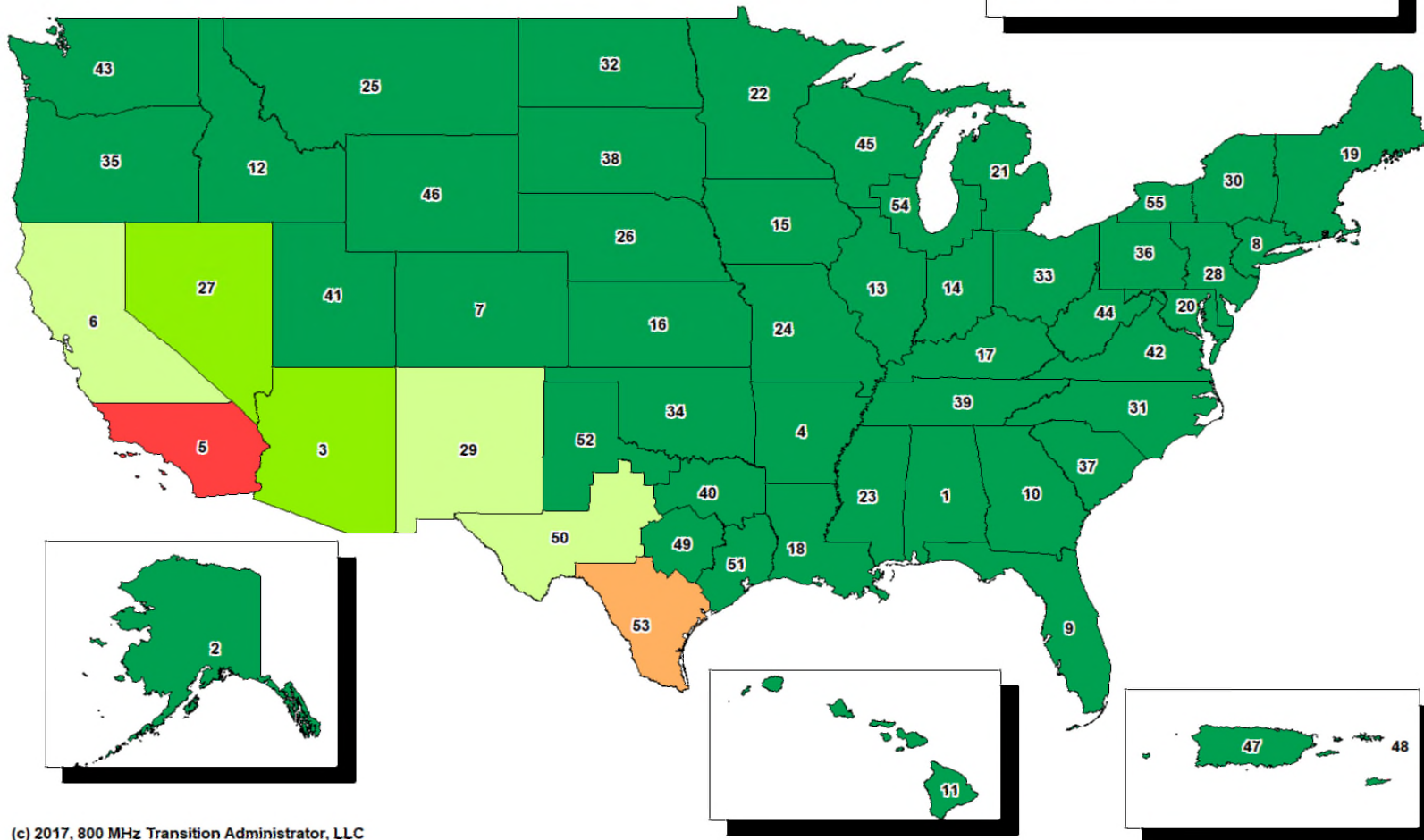


Appendix 2  
Status of NPSPAC Channels Cleared,  
Per Region, September 30, 2017

**NPSPAC Band (866-869 MHz) Clearing Progress**  
**25 kHz Channel Equivalents**  
**ULS Data as of 09/30/17**  
**STAGES BASED ONLY ON ACTUAL NPSPAC CLEARING**

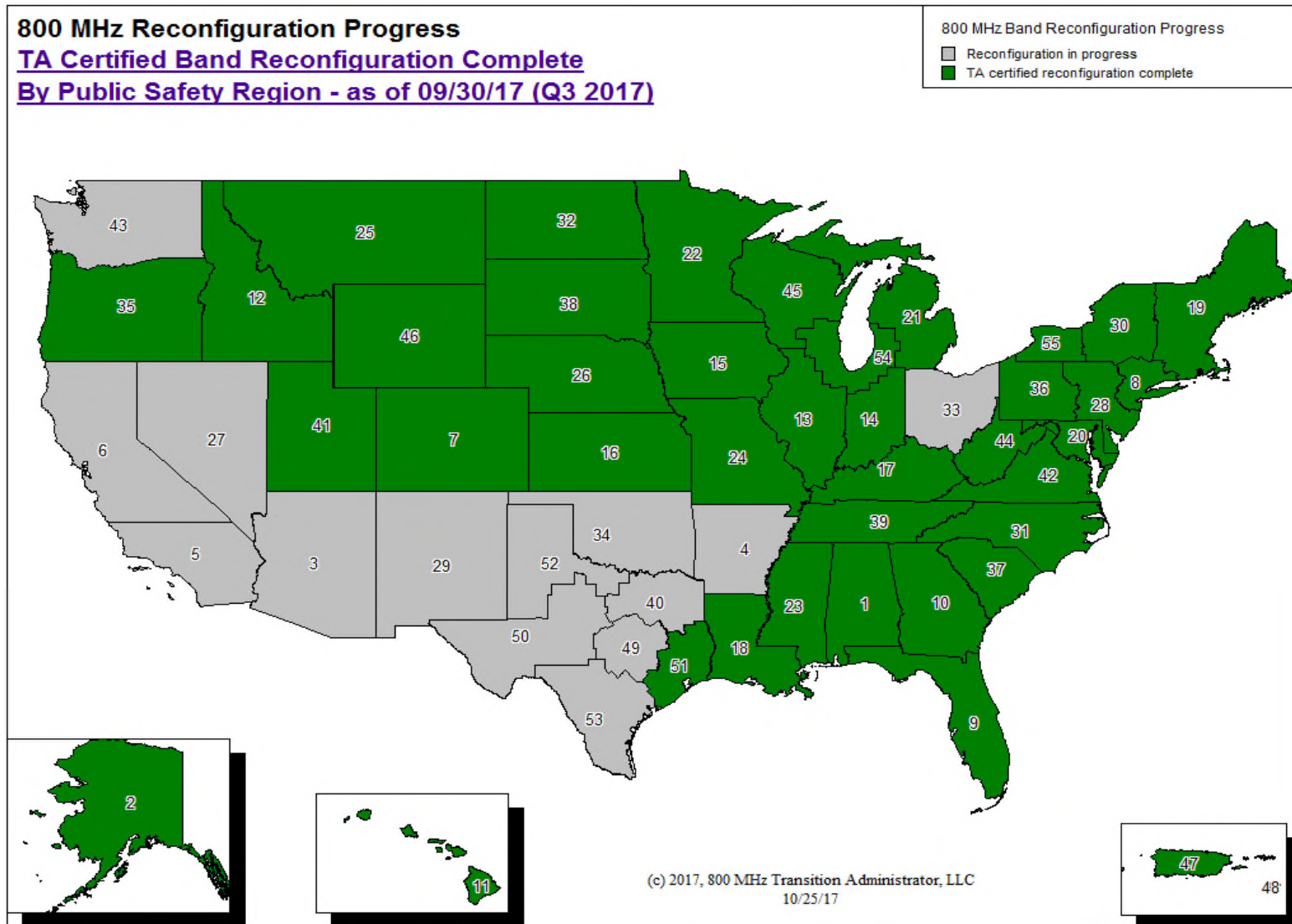
NPSPAC Clearing Stages, By NPSPAC Region  
Clearing Based on FCC ULS Data Only, not FCC Orders

- Stage 1 - 0 to 10%
- Stage 2 - 10 to 50%
- Stage 3 - 50 to 75%
- Stage 4 - 75 to 90%
- Stage 5 - 90 to 100%
- Stage 6 - 100%



(c) 2017, 800 MHz Transition Administrator, LLC  
10/26/2017



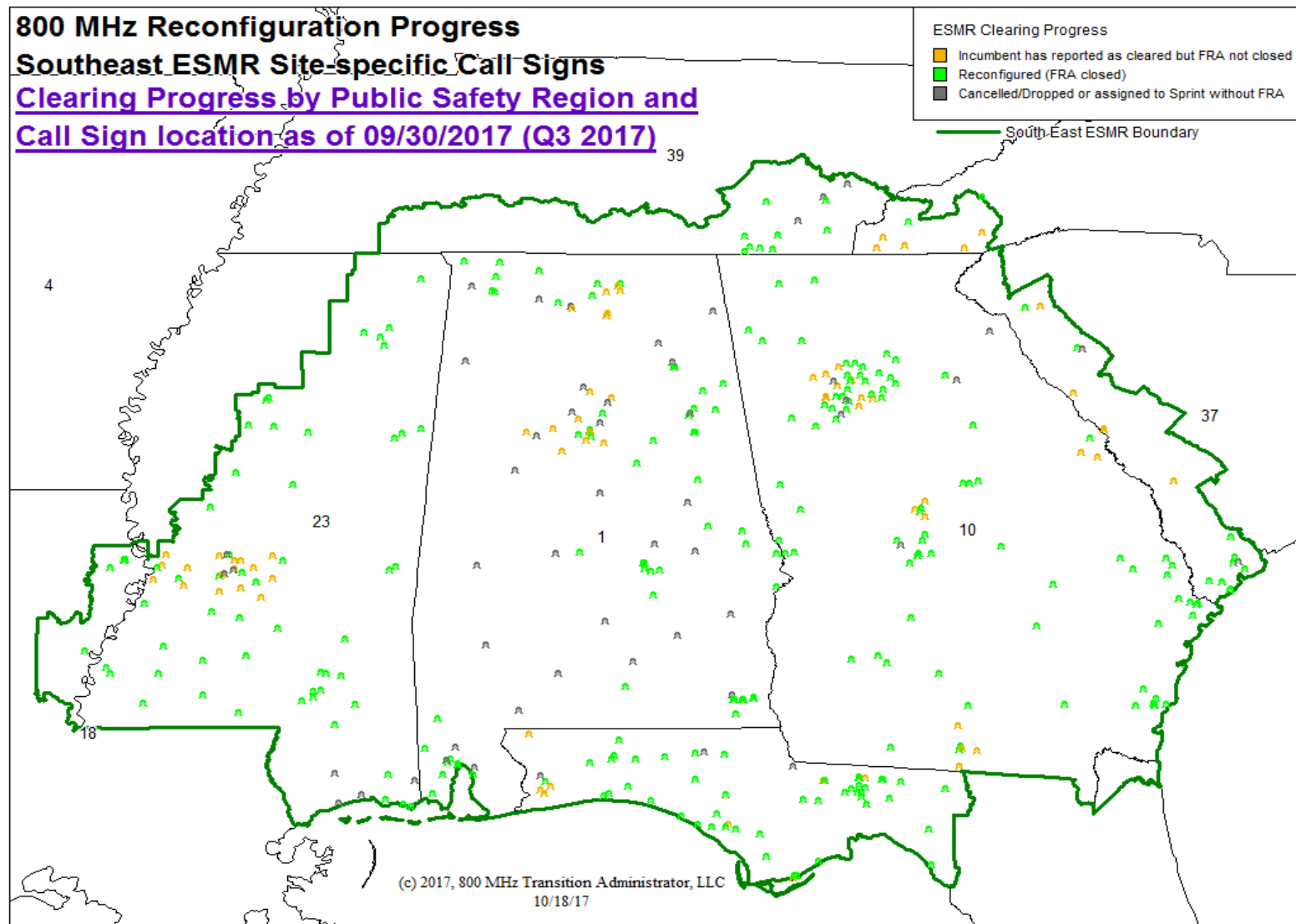


Appendix 2  
Status of Reconfiguration for Licensees in the Southeast ESMR Band:  
Milestones Completed by Number of Call Signs, Per Wave, Per Region, as of September 30, 2017

| Public Safety Region (PSR) | PSR Name       | Updated Call Sign Population as of 09/30/2017 | Sprint Initiated Contact with Licensee | Sprint and Licensee Reach Pre-Contract Agreement | Sprint Submits Frequency Reconfiguration Agreement to TA | TA Approves Frequency Reconfiguration Agreement | Through 09/30/2017 Call Signs with Reconfiguration Applications Submitted to FCC | Through 09/30/2017 Call Signs with Reconfiguration Applications Granted | Sprint Clears Frequencies | Incumbent Clears Frequencies | Through 09/30/2017 Call Signs with Surrender Applications Submitted to FCC | Through 09/30/2017 Call signs with Surrender Applications Granted |
|----------------------------|----------------|---|--|--|--|---|--|---|---------------------------|------------------------------|--|---|
| Number of Call Signs       |                |   |  |  |  |   |  |   |                           |                              |  |   |
| Wave 1                     | Subtotal       | 0   | 0                                      | 0  | 0  | 0   | 0  | 0   | 0                         | 0                            | 0  | 0   |
| Wave 2                     | Subtotal       | 7   | 7                                      | 7  | 7  | 7   | 7  | 7   | 7                         | 7                            | 7  | 7   |
| 39                         | Tennessee      | 7   | 7                                      | 7  | 7  | 7   | 7  | 7   | 7                         | 7                            | 7  | 7   |
| Wave 3                     | Subtotal       | 240   | 240                                    | 240  | 240  | 240   | 240  | 240   | 240                       | 240                          | 240  | 240   |
| 1                          | Alabama        | 56  | 56                                     | 56   | 56   | 56  | 56   | 56  | 56                        | 56                           | 56   | 56  |
| 9                          | Florida        | 32  | 32                                     | 32   | 32   | 32  | 32   | 32  | 32                        | 32                           | 32   | 32  |
| 10                         | Georgia        | 76  | 76                                     | 76   | 76   | 76  | 76   | 76  | 76                        | 76                           | 76   | 76  |
| 18                         | Louisiana      | 5   | 5                                      | 5  | 5  | 5   | 5  | 5   | 5                         | 5                            | 5  | 5   |
| 23                         | Mississippi    | 52  | 52                                     | 52   | 52   | 52  | 52   | 52  | 52                        | 52                           | 52   | 52  |
| 31                         | North Carolina | 7   | 7                                      | 7  | 7  | 7   | 7  | 7   | 7                         | 7                            | 7  | 7   |
| 37                         | South Carolina | 12  | 12                                     | 12   | 12   | 12  | 12   | 12  | 12                        | 12                           | 12   | 12  |
| Wave 4                     | Subtotal       | 0   | 0                                      |  | 0  | 0   | 0  | 0   | 0                         | 0                            | 0  | 0   |
| Total for Waves 1-4        |                | 247   | 247                                    | 247  | 247  | 247   | 247  | 247   | 247                       | 247                          | 247  | 247   |

Notes:

- a. Data for the Southeast ESMR Band call signs does not include call signs that were under contract with Sprint prior to the start of reconfiguration and for which contracts will not be submitted to the TA for review and approval for Sprint credit.
- b. The current population of call signs has been adjusted for call signs cancelled without a Frequency Reconfiguration Agreement (FRA), and incremented for any call signs added through pending applications. Licensees may cancel licenses or let them expire without entering into an FRA.
- c. Data includes call signs with fixed locations authorized for frequencies in the Southeast ESMR Band with adequate geographic data to determine a Public Safety Region.
- d. Data for the call sign population and applications may not match data for Sprint milestones due to call signs expiring or being cancelled without contracts. In addition, certain FRAs may include call signs undergoing reconfiguration that may be cancelled or assigned without frequencies being changed on that particular call sign. Call signs with old frequencies being deleted via a partial assignment are not included in the delete application data.
- e. Data between Incumbent Clear and Notify and Surrender Applications Submitted to FCC do not always match due to partial assignment applications filed in advance of frequency clearing to expedite the process and occasional time lags in the reporting on licensee frequency clearing.
- f. Incumbent Clear and Notify counts may exceed Sprint Cleared counts in certain PSRs due to Sprint data entry delays; incumbents clearing by cancelling licenses for which Sprint would not need to clear frequencies; or the replacement channels were not currently in operation in Sprint's network.



Appendix 2  
Status of Reconfiguration for Licensees in the ESMR Band:  
Milestones Completed by Number of Call Signs, Per Wave, Per Region, as of September 30, 2017

| Public Safety Region (PSR) | PSR Name          | Updated Call Sign Population as of 09/30/2017 | Sprint Initiated Contact with Licensee | Sprint and Licensee Reach Pre-Contract Agreement | Sprint Submits Frequency Reconfiguration Agreement to TA | TA Approves Frequency Reconfiguration Agreement | Through 09/30/2017 Call Signs with Reconfiguration Applications Submitted to FCC | Through 09/30/2017 Call Signs with Reconfiguration Applications Granted | Sprint Clears Frequencies | Incumbent Clears Frequencies | Through 09/30/2017 Call Signs with Surrender Applications Submitted to FCC | Through 09/30/2017 Call signs with Surrender Applications Granted |
|----------------------------|-------------------|---|--|--|--|---|--|---|---------------------------|------------------------------|--|---|
|                            |                   | Number of Call Signs                          |  |  |  |   |  |   |                           |                              |  |   |
| Wave 1                     | Subtotal          | 0   | 0                                      | 0  | 0  | 0   | 0  | 0   | 0                         | 0                            | 0  | 0   |
| Wave 2                     | Subtotal          | 3   | 3                                      | 3  | 3  | 3   | 3  | 3   | 3                         | 3                            | 3  | 3   |
| 4                          | Arkansas          | 3   | 3                                      | 3  | 3  | 3   | 3  | 3   | 3                         | 3                            | 3  | 3   |
| Wave 3                     | Subtotal          | 41  | 41                                     | 41   | 41   | 41  | 41   | 41  | 41                        | 41                           | 41   | 41  |
| 47                         | Puerto Rico       | 36  | 36                                     | 36   | 36   | 36  | 36   | 36  | 36                        | 36                           | 36   | 36  |
| 48                         | US Virgin Islands | 5   | 5                                      | 5  | 5  | 5   | 5  | 5   | 5                         | 5                            | 5  | 5   |
| Wave 4                     | Subtotal          | 0   | 0                                      | 0  | 0  | 0   | 0  | 0   | 0                         | 0                            | 0  | 0   |
| Total for Waves 1-4        |                   | 44  | 44                                     | 44   | 44   | 44  | 44   | 44  | 44                        | 44                           | 44   | 44  |

Notes:

- a. The current population of call signs has been adjusted for call signs cancelled without a Frequency Reconfiguration Agreement (FRA), and incremented for any call signs added through pending applications. Licensees may cancel licenses or let them expire without entering into an FRA.
- b. Data includes call signs with fixed locations authorized for frequencies in the ESMR Band with adequate geographic data to determine a Public Safety Region.
- c. Data for the call sign population and applications may not match data for Sprint milestones due to call signs expiring or being cancelled without contracts. In addition, certain FRAs may include call signs undergoing reconfiguration that may be cancelled or assigned without frequencies being changed on that particular call sign. Call signs with old frequencies being deleted via a partial assignment are not included in the delete application data.
- d. Data between Incumbent Clear and Notify and Surrender Applications Submitted to FCC do not always match due to partial assignment applications filed in advance of frequency clearing to expedite the process and occasional time lags in the reporting on licensee frequency clearing.
- e. Incumbent Clear and Notify counts may exceed Sprint Cleared counts in certain PSRs due to Sprint data entry delays; incumbents clearing by cancelling licenses for which Sprint would not need to clear frequencies; or the replacement channels were not currently in operation in Sprint's network.

Appendix 3A

Status of Reconfiguration for Non-Border Licensees in NPSPAC Channels: Milestones Completed by Number of Frequency Reconfiguration Agreements, Per Wave, Per Region, as of September 30, 2017

| NPSPAC Region | Number of Stage 2 FRAs | Sprint and Licensee Reach Pre-Contract Agreement*     | FRAs Submitted to TA | FRAs Approved by TA | FRAs with Physical Retunes Reported as Completed* |
|---------------|------------------------|---|----------------------|---------------------|---|
|               |                        | Number of Frequency Reconfiguration Agreements (FRAs) |                      |                     |   |
| Wave 1        | 355                    | 355   | 355                  | 355                 | 338   |
| 6             | 39                     | 39  | 39                   | 39                  | 39  |
| 7             | 9                      | 9   | 9                    | 9                   | 9   |
| 8             | 47                     | 47  | 47                   | 47                  | 47  |
| 11            | 3                      | 3   | 3                    | 3                   | 3   |
| 13            | 8                      | 8   | 8                    | 8                   | 7   |
| 14            | 19                     | 19  | 19                   | 19                  | 19  |
| 19            | 53                     | 53  | 53                   | 53                  | 53  |
| 20            | 34                     | 34  | 34                   | 34                  | 28  |
| 27            | 4                      | 4   | 4                    | 4                   | 4   |
| 28            | 18                     | 18  | 18                   | 18                  | 17  |
| 35            | 5                      | 5   | 5                    | 5                   | 5   |
| 41            | 9                      | 9   | 9                    | 9                   | 3   |
| 42            | 23                     | 23  | 23                   | 23                  | 22  |
| 45            | 4                      | 4   | 4                    | 4                   | 4   |
| 54            | 40                     | 40  | 40                   | 40                  | 39  |
| Multiregion   | 40                     | 40  | 40                   | 40                  | 39  |
| Wave 2        | 225                    | 225   | 225                  | 225                 | 222   |
| 4             | 9                      | 9   | 9                    | 9                   | 9   |
| 15            | 16                     | 16  | 16                   | 16                  | 16  |
| 16            | 21                     | 21  | 21                   | 21                  | 21  |
| 17            | 17                     | 17  | 17                   | 17                  | 17  |
| 22            | 15                     | 15  | 15                   | 15                  | 15  |
| 24            | 13                     | 13  | 13                   | 13                  | 13  |
| 26            | 17                     | 17  | 17                   | 17                  | 17  |
| 34            | 8                      | 8   | 8                    | 8                   | 8   |
| 39            | 24                     | 24  | 24                   | 24                  | 22  |
| 40            | 33                     | 33  | 33                   | 33                  | 32  |
| 44            | 1                      | 1   | 1                    | 1                   | 1   |
| 46            | 2                      | 2   | 2                    | 2                   | 2   |
| 49            | 14                     | 14  | 14                   | 14                  | 14  |
| 51            | 10                     | 10  | 10                   | 10                  | 10  |
| 52            | 2                      | 2   | 2                    | 2                   | 2   |
| Multiregion   | 23                     | 23  | 23                   | 23                  | 23  |
| Wave 3        | 228                    | 228   | 228                  | 228                 | 219   |
| 1             | 18                     | 18  | 18                   | 18                  | 18  |
| 9             | 58                     | 58  | 58                   | 58                  | 52  |
| 10            | 40                     | 40  | 40                   | 40                  | 39  |
| 18            | 29                     | 29  | 29                   | 29                  | 29  |
| 23            | 15                     | 15  | 15                   | 15                  | 15  |
| 31            | 31                     | 31  | 31                   | 31                  | 31  |
| 37            | 13                     | 13  | 13                   | 13                  | 11  |
| 47            | 6                      | 6   | 6                    | 6                   | 6   |
| Multiregion   | 18                     | 18  | 18                   | 18                  | 18  |

### Appendix 3A

Status of Reconfiguration for Non-Border Licensees in NPSPAC Channels: Milestones Completed by Number of Frequency Reconfiguration Agreements, Per Wave, Per Region, as of September 30, 2017

| NPSPAC Region | Number of Stage 2 FRAs | Sprint and Licensee Reach Pre-Contract Agreement*     | FRAs Submitted to TA | FRAs Approved by TA | FRAs with Physical Retunes Reported as Completed* |
|---------------|------------------------|---|----------------------|---------------------|---|
|               |                        | Number of Frequency Reconfiguration Agreements (FRAs) |                      |                     |   |
| Wave 4        | 44                     | 44  | 44                   | 44                  | 44  |
| 2             | 1                      | 1   | 1                    | 1                   | 1   |
| 5             | 3                      | 3   | 3                    | 3                   | 3   |
| 29            | 6                      | 6   | 6                    | 6                   | 6   |
| 30            | 3                      | 3   | 3                    | 3                   | 3   |
| 33            | 9                      | 9   | 9                    | 9                   | 9   |
| 36            | 3                      | 3   | 3                    | 3                   | 3   |
| 43            | 2                      | 2   | 2                    | 2                   | 2   |
| 44            | 1                      | 1   | 1                    | 1                   | 1   |
| 49            | 1                      | 1   | 1                    | 1                   | 1   |
| 50            | 2                      | 2   | 2                    | 2                   | 2   |
| 53            | 6                      | 6   | 6                    | 6                   | 6   |
| 54            | 2                      | 2   | 2                    | 2                   | 2   |
| Multiregion   | 5                      | 5   | 5                    | 5                   | 5   |
| <b>TOTAL</b>  | <b>852</b>             | <b>852</b>  | <b>852</b>           | <b>852</b>          | <b>823</b>  |

\* Sprint is the data source for this column. The figures have not been verified by the TA.

# Appendix 3B

Status of Reconfiguration for Canadian Border Region Licensees in Stage 2: Milestones Completed by Number of Frequency Reconfiguration Agreements, Per Wave, Per Region, as of September 30, 2017

| NPSPAC Region | Number of Stage 2 FRAs* | Sprint Initiated Contact with Licensee*               | Sprint and Licensee Reach Pre-Contract Agreement* | FRAs Submitted to TA | FRAs Approved by TA | FRAs with Physical Retunes Reported as Completed* |
|---------------|-------------------------|---|---|----------------------|---------------------|---|
|               |                         | Number of Frequency Reconfiguration Agreements (FRAs) |   |                      |                     |   |
| 19            | 1                       | 1   | 1   | 1                    | 1                   | 1   |
| 21            | 22                      | 22  | 22  | 22                   | 22                  | 22  |
| 22            | 1                       | 1   | 1   | 1                    | 1                   | 1   |
| 25            | 1                       | 1   | 1   | 1                    | 1                   | 1   |
| 30            | 7                       | 7   | 7   | 7                    | 7                   | 7   |
| 33            | 37                      | 37  | 37  | 37                   | 37                  | 37  |
| 36            | 2                       | 2   | 2   | 2                    | 2                   | 2   |
| 43            | 21                      | 21  | 21  | 21                   | 21                  | 21  |
| 55            | 11                      | 11  | 11  | 11                   | 11                  | 11  |
| Multiregion   | 13                      | 13  | 13  | 13                   | 13                  | 13  |
| TOTAL         | 116                     | 116   | 116   | 116                  | 116                 | 116   |

\* Sprint is the data source for this column. The figures have not been verified by the TA.

### Appendix 3C

Status of Reconfiguration for Mexican Border Public Safety Licensees: Milestones Completed by Number of Frequency Reconfiguration Agreements, Per Wave, Per Region, as of September 30, 2017

| NPSPAC Region | Number of FRAs | Sprint Initiated Contact with Licensee*               | Sprint and Licensee Reach Pre-Contract Agreement* | FRAs Submitted to TA | FRAs Approved by TA | FRAs with Physical Retunes Reported as Completed* |
|---------------|----------------|---|---|----------------------|---------------------|---|
|               |                | Number of Frequency Reconfiguration Agreements (FRAs) |   |                      |                     |   |
| 3             | 16             | 16  | 16  | 16                   | 16                  | 15  |
| 5             | 22             | 22  | 22  | 22                   | 22                  | 18  |
| 29            | 1              | 1   | 1   | 1                    | 1                   | 0   |
| 50            | 3              | 3   | 3   | 3                    | 3                   | 0   |
| 53            | 21             | 21  | 21  | 21                   | 21                  | 1   |
| Multiregion   | 11             | 11  | 11  | 11                   | 11                  | 7   |
| <b>TOTAL</b>  | <b>74</b>      | <b>74</b>   | <b>74</b>   | <b>74</b>            | <b>74</b>           | <b>41</b>   |

\* Sprint is the data source for this column. The figures have not been verified by the TA.



Appendix 3D

Status of Reconfiguration for Licensees in the ESMR Band: Milestones Completed by Number of Frequency Reconfiguration Agreements, Per Wave, Per Region, as of September 30, 2017

| NPSPAC Region | Number of ESMR FRAs | Sprint and Licensee Reach Pre-Contract Agreement*     | FRAs Submitted to TA | FRAs Approved by TA | FRAs with Physical Retunes Reported as Completed* |
|---------------|---------------------|---|----------------------|---------------------|---|
|               |                     | Number of Frequency Reconfiguration Agreements (FRAs) |                      |                     |   |
| Wave 2        | 1                   | 1   | 1                    | 1                   | 1   |
| 4             | 1                   | 1   | 1                    | 1                   | 1   |
| Wave 3        | 9                   | 9   | 9                    | 9                   | 9   |
| 23            | 1                   | 1   | 1                    | 1                   | 1   |
| 47            | 7                   | 7   | 7                    | 7                   | 7   |
| 48            | 1                   | 1   | 1                    | 1                   | 1   |
| <b>TOTAL</b>  | <b>10</b>           | <b>10</b>   | <b>10</b>            | <b>10</b>           | <b>10</b>   |

\* Sprint is the data source for this column. The figures have not been verified by the TA.

Appendix 4  
Entities Filing Expansion Band Elections, as of September 30, 2017

| Licensee  | ST | Call Sign | Frequencies  |
|---|----|-----------|--|
| Anchorage, Municipality of  | AK | KNNQ425   | 860.9875   |
| Anchorage, Municipality of  | AK | WNQL400   | 860.4875, 860.7125, 860.9875                               |
| Anchorage, Municipality of  | AK | WPRG698   | 860.7125   |
| Anchorage, Municipality of  | AK | WPRR956   | 860.7375   |
| North Slope, Borough of   | AK | WNDX449   | 860.7375   |
| North Slope, Borough of   | AK | WPZW513   | 860.7375   |
| North Slope, Borough of   | AK | WPZW653   | 860.7375   |
| Dothan, City of   | AL | WPQD755   | 858.4875   |
| Houston, County of  | AL | WPQH284   | 857.7625, 858.2625   |
| Mobile, County of   | AL | WNUX634   | 857.7625, 857.9875, 858.2375, 858.2625, 858.4375, 858.4625 |
| Mobile, County of   | AL | WQHB877   | 857.7625, 858.2375, 858.4375                               |
| Northport, City of  | AL | WNJD323   | 857.7125   |
| Bentonville, City of  | AR | WPPH830   | 860.2625   |
| Fayetteville, City of   | AR | WPJI661   | 860.2375, 860.7375   |
| Hot Springs, City of  | AR | WPHP482   | 860.2625   |
| Jefferson, County of  | AR | WNVR873   | 860.2375, 860.2625, 860.7375, 860.9625                     |
| Jefferson, County of  | AR | WPLY444   | 860.2125   |
| Paragould, City of  | AR | WPFN317   | 860.2875   |
| Arizona State University  | AZ | WNGV248   | 860.4375, 860.7125   |
| Arizona State University  | AZ | WQTF384   | 860.7375   |
| Arizona, State of   | AZ | WNMY720   | 860.2125, 860.9375   |
| Flagstaff, City of  | AZ | WPWK889   | 860.4375   |
| Glendale, City of   | AZ | WNNH557   | 860.4875   |
| Marana, Town of   | AZ | WQHK261   | 860.4375   |
| Marana, Town of   | AZ | WQUC695   | 860.4375   |
| Paradise Valley, Town of  | AZ | WNMW364   | 860.2375   |
| Phoenix, City of  | AZ | WNMT600   | 860.9875   |
| Phoenix, City of  | AZ | WPNW554   | 860.9875   |
| Phoenix, City of  | AZ | WPWR968   | 860.9875   |
| Phoenix, City of  | AZ | WPWS651   | 860.9875   |
| Phoenix, City of  | AZ | WPWS758   | 860.9875   |
| Phoenix, City of  | AZ | WPWT692   | 860.9875   |
| Phoenix, City of  | AZ | WPWX741   | 860.9875   |
| Phoenix, City of  | AZ | WPWY575   | 860.9875   |
| Phoenix, City of  | AZ | WPXD838   | 860.9875   |
| Phoenix, City of  | AZ | WPXE694   | 860.9875   |
| Phoenix, City of  | AZ | WPXE706   | 860.9875   |
| Tempe, City of  | AZ | WNGY690   | 860.7375   |
| City of Palm Springs  | CA | WNZH770   | 860.7125   |
| Contra Costa Community College District                               | CA | WNMM865   | 860.2375   |
| Contra Costa Community College District                               | CA | WNMM866   | 860.2375   |
| Elk Grove Unified School District                                     | CA | WPJY405   | 860.7875, 860.8125   |
| Lassen Union School District  | CA | WPEF987   | 860.7875   |
| Lodi, City of   | CA | WNLH967   | 860.2125   |
| Long Beach, City of   | CA | KNCR530   | 860.2375   |
| Los Angeles, County of  | CA | KNER447   | 860.2625   |
| Los Angeles, County of  | CA | WPDV636   | 860.2625   |
| Marin, County of  | CA | KNJH407   | 860.9375   |
| Marin, County of  | CA | WPFQ266   | 860.4625   |
| Merced, City of   | CA | WPPX706   | 860.4375   |
| Monterey Salinas Transit Authority                                    | CA | WPRI866   | 860.2125   |
| Mountain Valley Emergency Medical Services Agency (Stanislaus County) | CA | WNVJ731   | 860.9375   |
| Orange, County of, CA   | CA | WNIB734   | 860.2125, 860.4625, 860.7125, 860.9625                     |
| Orange, County of, CA   | CA | WPMX476   | 860.2125, 860.4625, 860.7125, 860.9625                     |
| Orange, County of, CA   | CA | WPMX750   | 860.2125, 860.4625, 860.7125, 860.9625                     |
| Orange, County of, CA   | CA | WPMX751   | 860.2125, 860.4625, 860.7125, 860.9625                     |
| Orange, County of, CA   | CA | WPMX752   | 860.2125, 860.4625, 860.7125, 860.9625                     |
| Orange, County of, CA   | CA | WPMY325   | 860.2125, 860.4625, 860.7125, 860.9625                     |

Appendix 4  
Entities Filing Expansion Band Elections, as of September 30, 2017

| Licensee                                | ST | Call Sign | Frequencies  |
|---|----|-----------|--|
| Orange, County of, CA                   | CA | WPMY330   | 815.2125, 815.4625, 815.7125, 815.9625                     |
| Orange, County of, CA                   | CA | WPMY335   | 815.2125, 815.4625, 815.7125, 815.9625                     |
| Orange, County of, CA                   | CA | WPMY394   | 860.2125, 860.4625, 860.7125, 860.9625                     |
| Orange, County of, CA                   | CA | WPMZ774   | 860.2125, 860.4625, 860.7125, 860.9625                     |
| Orange, County of, CA                   | CA | WPMZ776   | 860.2125, 860.4625, 860.7125, 860.9625                     |
| Orange, County of, CA                   | CA | WPNP991   | 860.2125, 860.4625, 860.7125, 860.9625                     |
| Orange, County of, CA                   | CA | WQZ938    | 860.2125, 860.4625, 860.7125, 860.9625                     |
| Palo Alto, City of                      | CA | WNFI750   | 860.7125   |
| Placer, County of                       | CA | WPIE742   | 860.9375   |
| Pleasant Hill, City of                  | CA | WNMP521   | 860.4375   |
| Regents of the University of California | CA | KNGL516   | 860.7625   |
| Sacramento City Unified School District | CA | WNHX890   | 860.4625   |
| Sacramento, County of                   | CA | WNBQ990   | 860.7125   |
| Sacramento, County of                   | CA | WPDD467   | 860.2125, 860.4375   |
| Sacramento, County of                   | CA | WPWV729   | 860.4875   |
| Sacramento, County of                   | CA | WPXL514   | 860.4875   |
| Sacramento, County of                   | CA | WQDK496   | 860.4875   |
| Sacramento, County of                   | CA | WQDK705   | 860.4875   |
| San Bernardino, County of               | CA | WNNB563   | 860.2500, 860.4750   |
| San Bernardino, County of               | CA | WNNB565   | 860.2500   |
| San Bernardino, County of               | CA | WNNB566   | 860.4500   |
| San Bernardino, County of               | CA | WNNB567   | 860.2500   |
| San Bernardino, County of               | CA | WNNB568   | 860.2500   |
| San Bernardino, County of               | CA | WNNB575   | 860.2500   |
| San Bernardino, County of               | CA | WNNB576   | 860.4500   |
| San Bernardino, County of               | CA | WNNB578   | 860.2250, 860.9500   |
| San Bernardino, County of               | CA | WPMC676   | 860.2500, 860.4250   |
| San Bernardino, County of               | CA | WPNW306   | 860.2875, 860.8125, 860.8375                               |
| San Bernardino, County of               | CA | WPNZ337   | 860.2875, 860.8375   |
| San Bernardino, County of               | CA | WPYQ990   | 860.8125   |
| San Bernardino, County of               | CA | WQCW497   | 860.8125   |
| San Francisco, City and County of       | CA | KNGD851   | 860.4875   |
| San Francisco, City and County of       | CA | WNMP411   | n/a*   |
| San Francisco, City and County of       | CA | WNMP522   | 860.4625   |
| San Francisco, City and County of       | CA | WNNF327   | 860.4375   |
| San Francisco, City and County of       | CA | WPQA782   | 860.4875   |
| San Francisco, City and County of       | CA | WPQF830   | 860.2125   |
| San Rafael, City of                     | CA | WNSS412   | 860.9625   |
| Sierra Community College District       | CA | WPIE754   | 860.9625   |
| Ventura, County of                      | CA | WPGV544   | 860.4625   |
| Ventura, County of                      | CA | WPHY525   | 860.4625, 860.9625   |
| Watsonville, City of                    | CA | WPKI847   | 860.2375   |
| Arapahoe, County of                     | CO | WNIJ887   | 860.3125   |
| Aurora, City of                         | CO | WNAU532   | 860.7625, 860.9375, 860.9625, 860.9875                     |
| Baca, County of                         | CO | WPNP223   | 860.2125   |
| Pueblo, City of                         | CO | WQAL936   | 860.7125   |
| Connecticut, State of                   | CT | WPPF755   | 860.4875   |
| Cromwell, Town of                       | CT | WNKR770   | 860.9625   |
| District of Columbia                    | DC | KNJU834   | 860.9875   |
| District of Columbia                    | DC | WPXT459   | 860.9875   |
| City of West Palm Beach                 | FL | KNER586   | 860.7125   |
| City of West Palm Beach                 | FL | WNKD520   | 860.2125   |
| Clay, County of                         | FL | WPDC613   | 860.4375, 860.9625   |
| Collier, County of                      | FL | WNLK955   | 860.2625, 860.4375, 860.4875, 860.7625, 860.9375, 860.9625 |
| Collier, County of                      | FL | WNSK615   | 860.4375, 860.4875, 860.7625, 860.9625                     |
| Indian River, County of                 | FL | WNMZ770   | 860.4875, 860.9875   |
| Indian River, County of                 | FL | WQHR977   | 860.9875   |
| Jacksonville, City of                   | FL | WNFP698   | 860.2125, 860.2625, 860.4625, 860.4875, 860.9375           |
| Jacksonville, City of                   | FL | WNRE843   | 860.9375   |

Appendix 4  
Entities Filing Expansion Band Elections, as of September 30, 2017

| Licensee                                       | ST | Call Sign | Frequencies  |
|--|----|-----------|--|
| Jacksonville, City of                          | FL | WNSC913   | 860.2375, 860.7375   |
| Jacksonville, City of                          | FL | WPGY728   | 860.9875   |
| Jacksonville, City of                          | FL | WPTF860   | 860.4625, 860.7125, 860.9375   |
| Miami, City of                                 | FL | KNGR376   | 860.2125, 860.4625, 860.7125   |
| Miami, City of                                 | FL | WNCE612   | 860.2125, 860.4625, 860.7125   |
| Palm Beach, County of                          | FL | WNHE888   | 860.3125, 860.3375   |
| Palm Beach, County of                          | FL | WPRS827   | 860.3125, 860.3375   |
| Reedy Creek Improvement District               | FL | WPTU288   | 860.2625   |
| Saint Lucie, County of                         | FL | WPDV207   | 860.2375, 860.4625   |
| The School Board of Broward County, Florida    | FL | KNJJ560   | 860.9375, 860.9625   |
| Volusia, County of                             | FL | WNHE867   | 860.2625, 860.4875, 860.7125, 860.7375, 860.7625                               |
| Volusia, County of                             | FL | WPFQ272   | 860.2625, 860.4875, 860.7125, 860.7375, 860.7625, 860.9375                     |
| Volusia, County of                             | FL | WPPW666   | 860.2125   |
| DeKalb County Police Department                | GA | KNAN828   | 858.2625   |
| Guam, Government of                            | GU | WPDA554   | 860.2125, 860.2375, 860.2625, 860.4625, 860.7125, 860.7375, 860.7625, 860.9875 |
| Northern Mariana Islands, Commonwealth of      | GU | WPCG201   | 860.2625   |
| Northern Mariana Islands, Commonwealth of      | GU | WPTY944   | 860.9875   |
| Honolulu, City and County of                   | HI | WPQZ565   | 860.4625   |
| Honolulu, City and County of                   | HI | WPRG484   | 860.4625   |
| Iowa City, City of                             | IA | WNXG714   | 860.2625   |
| Iowa City, City of                             | IA | WNXG746   | 860.9875   |
| Story, County of                               | IA | WPQI296   | 860.4375   |
| The University of Iowa Hospital & Clinics      | IA | WPKN529   | 860.2125   |
| Boise, City of                                 | ID | WPII857   | 860.9375   |
| Emmett Independent School District             | ID | WPYY420   | 860.8875   |
| Idaho, State of                                | ID | WPIP622   | 860.7625   |
| Idaho, State of                                | ID | WPIP626   | 860.7625   |
| Idaho, State of                                | ID | WPIS652   | 860.7625   |
| Nampa & Meridian Irrigation District           | ID | WPUD400   | 860.7875   |
| City Colleges of Chicago                       | IL | WNMA681   | 860.2375   |
| Decatur, City of                               | IL | WNKZ536   | 860.2625, 860.4625   |
| Deerfield, Village of (Police Department)      | IL | WNGC398   | 860.7375   |
| Effingham, County of                           | IL | WPNY754   | 860.4875   |
| Illinois, State of                             | IL | WQCT712   | 860.9375   |
| Illinois, State of (Department of Corrections) | IL | WPLR422   | 860.2625   |
| Illinois, State of (Department of Corrections) | IL | WPMR362   | 860.7375   |
| Illinois, State of (Department of Corrections) | IL | WPPD278   | 860.9375   |
| Jefferson, County of                           | IL | WPTX994   | 860.4375   |
| La Salle County of                             | IL | WPUK993   | 860.4875   |
| Lansing, Village of                            | IL | WNNS478   | 860.7375   |
| Marion County ETSB                             | IL | KNNT505   | 860.9875   |
| Normal, Town of                                | IL | WPIX239   | 860.4875   |
| Ogle County Sheriff's Office                   | IL | WQCV211   | 860.7125   |
| Peoria County Sheriffs Department              | IL | WQAB235   | 860.2625, 860.9625, 860.9875   |
| Rolling Meadows, City of                       | IL | KNJU694   | 860.2125   |
| Springfield, City of                           | IL | WQAZ465   | 860.4875   |
| Tazewell, County of                            | IL | WPNW387   | 860.7125   |
| Tazewell, County of                            | IL | WQCX272   | n/a*   |
| Williamson, County of                          | IL | WPKM918   | 860.7625   |
| Floyd, County of                               | IN | WPNQ948   | 860.4875   |
| Indiana University                             | IN | WPCW647   | 860.8875   |
| Steuben, County of                             | IN | WPDU229   | 860.2125   |
| Tippecanoe, County of                          | IN | WNQH693   | 860.7375   |
| Garden City, City of                           | KS | WPMI551   | 860.4375   |
| Kansas City, City of                           | KS | WNWF608   | 860.7625, 860.9375   |
| Kansas City, City of                           | KS | WPGP232   | 860.3125   |
| Kentucky, Commonwealth of                      | KY | WQCP214   | 860.2625   |
| Madison, County of                             | KY | WNVN963   | 860.4875, 860.7375   |

Appendix 4  
Entities Filing Expansion Band Elections, as of September 30, 2017

| Licensee                                  | ST | Call Sign | Frequencies                            |
|---|----|-----------|--|
| Powderly, City of                         | KY | WQCD705   | 860.4375                               |
| Richmond, City of                         | KY | WQDE403   | 860.2625                               |
| Caddo Parish Communications District No 1 | LA | WPMA320   | 860.7125                               |
| Caddo Parish Communications District No 1 | LA | WPSQ740   | 860.7125                               |
| East Baton Rouge, Parish of               | LA | KNJU727   | 860.7125                               |
| Iberia, Parish of                         | LA | WPQY650   | 860.7625                               |
| Jefferson, Parish of                      | LA | KNJA737   | 860.4875, 860.7375, 860.9875           |
| Lafourche, Parish of                      | LA | WPRX834   | 860.9375                               |
| Lafourche, Parish of                      | LA | WQMI546   | 860.9375                               |
| Louisiana, State of                       | LA | WNII532   | 860.2375                               |
| Louisiana, State of                       | LA | WNII533   | 860.2375, 860.7625                     |
| Louisiana, State of                       | LA | WNII534   | 860.7625                               |
| Louisiana, State of                       | LA | WNII535   | 860.4625, 860.9625                     |
| Louisiana, State of                       | LA | WNII536   | 860.4375, 860.9875                     |
| Louisiana, State of                       | LA | WNMA687   | 860.2625                               |
| Louisiana, State of                       | LA | WPHE601   | 860.7625                               |
| Louisiana, State of                       | LA | WPHE605   | 860.2375                               |
| Louisiana, State of                       | LA | WPHE609   | 860.9625                               |
| Louisiana, State of                       | LA | WPHE617   | 860.9875                               |
| Louisiana, State of                       | LA | WPHE629   | 860.9625                               |
| Louisiana, State of                       | LA | WPHE633   | 860.4375                               |
| Louisiana, State of                       | LA | WPHE641   | 860.7625                               |
| Louisiana, State of                       | LA | WPHE657   | 860.2375, 860.4375                     |
| Louisiana, State of                       | LA | WPHE661   | 860.4875                               |
| Louisiana, State of                       | LA | WPHF287   | 860.9625                               |
| Louisiana, State of                       | LA | WPHG955   | 860.4625                               |
| Louisiana, State of                       | LA | WPIB392   | 860.7125                               |
| Louisiana, State of                       | LA | WPIR915   | 860.4625                               |
| Louisiana, State of                       | LA | WPIR919   | 860.7125                               |
| Louisiana, State of                       | LA | WPIR923   | 860.7625                               |
| Louisiana, State of                       | LA | WPJI711   | 860.4625                               |
| Louisiana, State of                       | LA | WPKD955   | 860.4625, 860.9625                     |
| Louisiana, State of                       | LA | WPMI999   | 860.2625                               |
| Louisiana, State of                       | LA | WPMQ475   | 860.4875                               |
| Louisiana, State of                       | LA | WPNS672   | 860.9875                               |
| Louisiana, State of                       | LA | WPPE847   | 860.2125                               |
| Louisiana, State of                       | LA | WPPE848   | 860.9375                               |
| Madison, Parish of                        | LA | WPMA348   | 857.9625                               |
| Minden, City of                           | LA | WPWJ531   | 860.4875                               |
| New Orleans Convention Center             | LA | WPJS469   | 860.2375                               |
| New Orleans Regional Transit Authority    | LA | WPAP726   | 860.2125, 860.4375                     |
| New Orleans, City of                      | LA | WNCD880   | 860.7875, 860.8125                     |
| Orleans Levee District                    | LA | WNQC758   | 860.2625                               |
| Orleans Parish School Board               | LA | KNJU690   | 860.7125                               |
| Sterlington, Town of                      | LA | WPNZ848   | 860.7375                               |
| Allegany, County of                       | MD | WPRS598   | 860.4875                               |
| Baltimore, County of                      | MD | WNLM765   | 860.2125, 860.4625, 860.7125, 860.9625 |
| Baltimore, County of                      | MD | WNLM766   | 860.2125, 860.4625, 860.7125, 860.9625 |
| Baltimore, County of                      | MD | WNLM767   | 860.2125, 860.4625, 860.7125, 860.9625 |
| Baltimore, County of                      | MD | WNLM768   | 860.2125, 860.4625, 860.7125, 860.9625 |
| Baltimore, County of                      | MD | WNLM769   | 860.2125, 860.4625, 860.7125, 860.9625 |
| Baltimore, County of                      | MD | WNLM770   | 860.2125, 860.4625, 860.7125, 860.9625 |
| Baltimore, County of                      | MD | WNLM771   | 860.2125, 860.4625, 860.7125, 860.9625 |
| Baltimore, County of                      | MD | WNLM772   | 860.2125, 860.4625, 860.7125, 860.9625 |
| Baltimore, County of                      | MD | WNQK948   | 860.2125, 860.4625, 860.7125, 860.9625 |
| Garrett, County of (Board of Education)   | MD | WPRU936   | 860.7375                               |
| Howard, County of                         | MD | WPLU397   | 860.2375, 860.7375                     |
| Howard, County of                         | MD | WPQX905   | 860.2375, 860.7375                     |
| Howard, County of                         | MD | WPXJ396   | 860.7375                               |
| Salisbury, City of                        | MD | WPHQ675   | 860.7625                               |

Appendix 4  
Entities Filing Expansion Band Elections, as of September 30, 2017

| Licensee                                      | ST | Call Sign | Frequencies  |
|---|----|-----------|--|
| Somerset, County of                           | MD | WPWR884   | 860.9625   |
| Worcester, County of                          | MD | WPNW557   | 860.4625, 860.7125   |
| Forest Hills Public Schools                   | MI | WPUA724   | 860.7625   |
| Forest Hills Public Schools                   | MI | WQNG464   | 860.7625   |
| Grand Rapids Public Schools                   | MI | WPIP999   | 860.2125, 860.9875   |
| Lansing Board of Water & Light                | MI | WPYH599   | 860.3125   |
| Walker, City of                               | MI | WPVP312   | 860.4375   |
| Clay, County of                               | MN | WPLS888   | 860.7125   |
| Dakota, County of                             | MN | WPEP246   | 860.7375   |
| Metropolitan Council/Metro Transit            | MN | WPQH695   | 860.4375   |
| Minnesota, State of                           | MN | WPKG265   | 815.2375, 815.2625, 815.4375, 815.9375, 815.9875   |
| Minnesota, State of                           | MN | WPKG266   | 815.2625, 815.4375, 815.9375, 815.9875   |
| Minnesota, State of                           | MN | WPYS897   | 860.2125, 860.2375, 860.4375, 860.7125, 860.7375, 860.9375, 860.9625                               |
| Minnesota, State of                           | MN | WPYY636   | 815.2125, 815.2375, 815.4375, 815.7125, 815.7375, 815.9375, 815.9625                               |
| Minnesota, State of                           | MN | WPYY637   | 860.2375, 860.7375, 860.9375, 860.9625   |
| Minnesota, State of                           | MN | WQDF219   | 815.9375   |
| Minnesota, State of                           | MN | WQDF220   | 860.9375   |
| Minnesota, State of                           | MN | WQDG878   | 860.4375, 860.9375, 860.9875   |
| Minnesota, State of                           | MN | WQDJ490   | 860.2375, 860.2625, 860.7625, 860.9625   |
| Minnesota, State of                           | MN | WQDJ508   | 860.2375, 860.4625, 860.4875, 860.7375, 860.7625   |
| Minnesota, State of                           | MN | WQDR523   | 815.2375, 815.2625, 815.4375, 815.4625, 815.4875, 815.7375, 815.7625, 815.9375, 815.9625, 815.9875 |
| Minnesota, State of                           | MN | WQHF462   | 860.2375, 860.7125, 860.9625   |
| Minnesota, State of                           | MN | WQHK535   | 860.2375, 860.4375, 860.7125, 860.9625   |
| Minnesota, State of                           | MN | WPER943   | 860.2375, 860.2625, 860.4375, 860.9375, 860.9875   |
| Minnesota, State of                           | MN | WPKG359   | 860.9375   |
| Minnesota, State of                           | MN | WPKG360   | 860.2625   |
| Minnesota, State of                           | MN | WPYM573   | 860.9875   |
| Moorhead, City of                             | MN | WPHY859   | 860.4625   |
| Blue Springs, City of                         | MO | WNDG561   | 860.4875   |
| Curators of the University of Missouri        | MO | WPJI572   | 860.2125   |
| Saint Joseph, City of                         | MO | WPDC582   | 860.4875   |
| State of Missouri, Department of Corrections  | MO | WPUK277   | 860.9375   |
| Bolivar County E911                           | MS | WPXA863   | 860.2375   |
| City of Columbus                              | MS | WPNS534   | 858.2125   |
| De Soto, County of                            | MS | WPCC361   | 860.4875, 860.7625   |
| Jackson-Evers International Airport Authority | MS | WQDD668   | 857.9875   |
| Meridian, City of                             | MS | WQAP232   | 858.2125   |
| Mississippi, University of                    | MS | WPJQ621   | 860.7375   |
| Smith, County of                              | MS | WPKG621   | 858.4375   |
| South Mississippi State Hospital              | MS | WPQJ606   | 857.9875   |
| Vicksburg, City of                            | MS | KNNH519   | 857.7125, 858.2625   |
| Asheville, City of                            | NC | WNXR226   | 860.7625, 860.9875   |
| Guilford, County of                           | NC | WPEM250   | 860.7625   |
| McDowell, County of                           | NC | KNNP950   | 860.9625   |
| Mecklenburg, County of                        | NC | WNGU623   | 860.2375, 860.4875, 860.7375, 860.7625, 860.9875   |
| Mecklenburg, County of                        | NC | WQGP564   | 860.2375, 860.4875, 860.7375, 860.7625, 860.9875   |
| North Carolina State Highway Patrol           | NC | WNRU500   | 860.4625, 860.4875   |
| North Carolina State Highway Patrol           | NC | WPHM257   | 860.7125   |
| North Carolina State Highway Patrol           | NC | WPHM264   | 860.4375   |
| North Carolina State Highway Patrol           | NC | WPJQ536   | 860.2625, 860.4375   |
| North Carolina State Highway Patrol           | NC | WPKN567   | 860.4375   |
| North Carolina State Highway Patrol           | NC | WPKN591   | 860.7375   |
| North Carolina State Highway Patrol           | NC | WPKN594   | 860.9875   |
| North Carolina State Highway Patrol           | NC | WPMB804   | 860.4375   |
| North Carolina State Highway Patrol           | NC | WPOX341   | 860.4375   |
| North Carolina State Highway Patrol           | NC | WPOX343   | 860.4375   |
| North Carolina State Highway Patrol           | NC | WPOZ292   | 860.7125   |

Appendix 4  
Entities Filing Expansion Band Elections, as of September 30, 2017

| Licensee                            | ST | Call Sign | Frequencies                                      |
|-------------------------------------|----|-----------|--|
| North Carolina State Highway Patrol | NC | WPPB719   | 860.7125   |
| North Carolina State Highway Patrol | NC | WPRJ405   | 860.4375   |
| North Carolina State Highway Patrol | NC | WPSM605   | n/a*   |
| North Carolina State Highway Patrol | NC | WPYC603   | 860.4375   |
| North Carolina State Highway Patrol | NC | WQCQ971   | 860.4875   |
| North Carolina State Highway Patrol | NC | WQCS908   | 860.9375   |
| Fargo, City of                      | ND | KNNT448   | 860.2125   |
| Omaha Public Power District         | NE | KNER503   | 860.4375, 860.4875, 860.9375                     |
| Omaha Public Power District         | NE | KNER504   | 860.4375, 860.4875, 860.9375                     |
| Omaha Public Power District         | NE | WPPY921   | 860.9375   |
| Omaha Public Power District         | NE | WPSZ331   | 860.3375   |
| Omaha Public Power District         | NE | WPTA210   | 860.3375   |
| Scotts Bluff, County of             | NE | WPKU672   | 860.2125, 860.2375, 860.2625, 860.4875, 860.7375 |
| Manchester, City of                 | NH | WPDK444   | 860.4875   |
| Atlantic City, City of              | NJ | WPRS952   | 860.7625   |
| Camden, City of                     | NJ | WNWG655   | 860.9875   |
| Camden, City of                     | NJ | WQAF461   | 860.9875   |
| Delaware River Port Authority       | NJ | WPXY839   | 860.9875   |
| New Jersey Department of Correction | NJ | KNJH415   | 860.2625   |
| New Jersey Department of Correction | NJ | KNJH416   | 860.2625   |
| New Jersey, State of                | NJ | WNDD570   | 860.4625, 860.9625                               |
| New Jersey, State of                | NJ | WNDD571   | 860.4625, 860.9625                               |
| New Jersey, State of                | NJ | WNDD572   | 860.4625, 860.9625                               |
| New Jersey, State of                | NJ | WNDD573   | 860.4625, 860.9625                               |
| New Jersey, State of                | NJ | WNDD574   | 860.4625, 860.9625                               |
| New Jersey, State of                | NJ | WNDD575   | 860.2125, 860.7125                               |
| New Jersey, State of                | NJ | WNDD576   | 860.2125, 860.7125                               |
| New Jersey, State of                | NJ | WNDD577   | 860.9375   |
| New Jersey, State of                | NJ | WNDD578   | 860.9375   |
| New Jersey, State of                | NJ | WNDD579   | 860.9375   |
| New Jersey, State of                | NJ | WNDD580   | 860.2125, 860.7125                               |
| New Jersey, State of                | NJ | WNHS409   | 860.9375   |
| New Jersey, State of                | NJ | WNHS410   | 860.2125, 860.4625, 860.7125, 860.9625           |
| New Jersey, State of                | NJ | WNII538   | 860.9375   |
| New Jersey, State of                | NJ | WNJI598   | 860.9375   |
| New Jersey, State of                | NJ | WNPS351   | 860.4625, 860.9625                               |
| New Jersey, State of                | NJ | WNXC890   | 860.4625, 860.9625                               |
| New Jersey, State of                | NJ | WNXC891   | 860.2125, 860.7125                               |
| New Jersey, State of                | NJ | WNXZ718   | 860.9625   |
| New Jersey, State of                | NJ | WNZZ317   | 860.7125   |
| New Jersey, State of                | NJ | WPSE858   | 860.2125, 860.7125                               |
| New Jersey, State of                | NJ | WPUH543   | 860.9375   |
| New Jersey, State of                | NJ | WPYQ725   | 860.4625, 860.9625                               |
| New Jersey, State of                | NJ | WQBY316   | 860.4625, 860.9625                               |
| NJ Transit Bus Operations           | NJ | KNHC692   | 860.3875   |
| NJ Transit Bus Operations           | NJ | WQGA303   | 860.3875   |
| Vineland, City of                   | NJ | WNXZ709   | 860.4625, 860.9625                               |
| Bernalillo, County of               | NM | WNZW684   | n/a*   |
| Bernalillo, County of               | NM | WPUW259   | 860.4375, 860.9625                               |
| State of Nevada                     | NV | WNZB252   | 860.7375   |
| State of Nevada                     | NV | WPKB391   | 860.7375   |
| State of Nevada                     | NV | WPKJ524   | 860.2125, 860.7125, 860.9625                     |
| State of Nevada                     | NV | WPKJ526   | 860.4625, 860.7375, 860.9625                     |
| State of Nevada                     | NV | WPQD805   | 860.2125, 860.9875                               |
| State of Nevada                     | NV | WPQD806   | 860.2125, 860.9875                               |
| State of Nevada                     | NV | WPQZ376   | 860.2125, 860.4375                               |
| State of Nevada                     | NV | WPRY226   | 860.2125, 860.9875                               |
| State of Nevada                     | NV | WPRY297   | 860.2375, 860.7375                               |
| State of Nevada                     | NV | WPST690   | 860.7375   |
| State of Nevada                     | NV | WPTR307   | 860.2125   |

Appendix 4  
Entities Filing Expansion Band Elections, as of September 30, 2017

| Licensee                                     | ST | Call Sign | Frequencies  |
|--|----|-----------|--|
| State of Nevada                              | NV | WPZZ385   | 860.2375   |
| State of Nevada                              | NV | WQAV628   | 860.2125   |
| State of Nevada                              | NV | WQAV634   | 860.2125   |
| University and Community College System      | NV | WPWK236   | 860.4625   |
| Washoe, County of                            | NV | WPRX312   | 860.2125, 860.2375, 860.2625, 860.4375, 860.4625, 860.4875, 860.7625, 860.9375, 860.9875 |
| Washoe, County of                            | NV | WPRX313   | 860.7625   |
| Albany County Airport Authority              | NY | WPBD381   | 860.7625   |
| Albany, County of                            | NY | WPTC680   | 860.7375   |
| Chemung, County of                           | NY | WPDT243   | 860.2625   |
| City of Albany                               | NY | WPWW868   | 860.2125, 860.4375   |
| City of New York DoITT FCC Licensing Support | NY | KNBX914   | 860.7375, 860.9875   |
| City of New York DoITT FCC Licensing Support | NY | KNER623   | 860.4375, 860.7625, 860.9375   |
| City of New York DoITT FCC Licensing Support | NY | WPML463   | 860.7625   |
| City of New York DoITT FCC Licensing Support | NY | WPML524   | 860.7625   |
| City of New York DoITT FCC Licensing Support | NY | WPML525   | 860.7625   |
| City of New York DoITT FCC Licensing Support | NY | WPML526   | 860.7625   |
| City of New York DoITT FCC Licensing Support | NY | WQCI937   | 860.4375   |
| Colonie, Town of                             | NY | WNRN976   | 860.2625   |
| Colonie, Town of                             | NY | WPJS475   | 860.2375   |
| New York City Transit Authority              | NY | KB23096   | 815.3875, 815.4125   |
| New York City Transit Authority              | NY | KNEH690   | 860.3875, 860.4125   |
| New York City Transit Authority              | NY | KNEH691   | 815.3875, 815.4125   |
| New York City Transit Authority              | NY | WNUB684   | 860.3875, 860.4125   |
| New York City Transit Authority              | NY | WNUB732   | 860.3875, 860.4125   |
| Niskayuna, Town of                           | NY | WPKY419   | 860.9875   |
| Rockland, County of                          | NY | WPED556   | 860.7250   |
| Troy, City of                                | NY | WPPC682   | 860.9375   |
| Columbus, City of                            | OH | WNRJ541   | 860.2125, 860.4875, 860.9375, 860.9875   |
| Forest Park, City of                         | OH | WNJH360   | 860.9875   |
| Grove City, City of                          | OH | WPBY922   | 860.2375   |
| Ohio, State of                               | OH | WQPR358   | 860.5875   |
| Southwest Ohio Regional Transit Authority    | OH | WPGY687   | 860.4875, 860.9375   |
| City of Norman                               | OK | WPPC871   | 860.7625, 860.9625   |
| Edmond, City of                              | OK | WPJT968   | 860.9375   |
| Lincoln, County of                           | OK | WPVM206   | 860.7375   |
| Oklahoma, State of                           | OK | KNBU457   | 860.2375, 860.2625, 860.4375, 860.4875   |
| Oklahoma, State of                           | OK | WPIP614   | 860.7125, 860.7375, 860.7625, 860.9875   |
| Oklahoma, State of                           | OK | WPIP618   | 860.2375, 860.4375, 860.4875, 860.7125   |
| Oklahoma, State of                           | OK | WQCQ850   | 860.9875   |
| Oklahoma, State of                           | OK | WQCQ878   | 860.7125   |
| Oklahoma, State of                           | OK | WQFN465   | 860.7125   |
| Oklahoma, State of                           | OK | WQFN466   | 860.7375   |
| Oklahoma, State of                           | OK | WQFN467   | 860.2625   |
| Oklahoma, State of                           | OK | WQFR618   | 860.2125   |
| Oklahoma, State of                           | OK | WQFR886   | 860.4875   |
| Oklahoma, State of                           | OK | WQFR887   | 860.7625   |
| Oklahoma, State of                           | OK | WQFR889   | 860.9375   |
| Oklahoma, State of                           | OK | WQFR890   | 860.2375   |
| Oklahoma, State of                           | OK | WQFZ462   | 860.7125   |
| Oklahoma, State of                           | OK | WQGF211   | 860.4375   |
| Oklahoma, State of                           | OK | WQLH676   | 860.9875   |
| Oklahoma, State of                           | OK | WQLY685   | 860.7625   |
| Oklahoma, State of                           | OK | WQLY686   | 860.4875   |
| Oklahoma, State of                           | OK | WQLY687   | 860.2125   |
| Oklahoma, State of                           | OK | WQLY688   | 860.7375   |
| Oklahoma, State of                           | OK | WQLY689   | 860.2375   |
| Oklahoma, State of                           | OK | WQLY690   | 860.2625   |
| Oklahoma, State of                           | OK | WQLY691   | 860.9375   |
| Oklahoma, State of                           | OK | WQLY692   | 860.7125   |



Appendix 4  
Entities Filing Expansion Band Elections, as of September 30, 2017

| Licensee   | ST | Call Sign | Frequencies                            |
|--|----|-----------|--|
| Oklahoma, State of   | OK | WQNE779   | 860.2625, 860.4875                     |
| Shawnee, City of   | OK | WNWV280   | 860.4625                               |
| Bend, City of  | OR | WNVN568   | 860.9625                               |
| City of Portland   | OR | WNVL283   | 860.2625, 860.4375, 860.4625, 860.7125 |
| City of Portland   | OR | WNZY850   | 860.2625, 860.4375, 860.4625, 860.7125 |
| City of Portland   | OR | WPFQ300   | 860.8125, 860.8625                     |
| Deschutes, County of   | OR | WPHE354   | 860.7375, 860.9875                     |
| Deschutes, County of   | OR | WPJR649   | 860.2125, 860.9375                     |
| Jackson County Juvenile Department                                   | OR | WQCC874   | 860.2375                               |
| Redmond, City of   | OR | WQAY688   | 860.7625                               |
| Salem, City of   | OR | WPKB609   | 860.4875                               |
| Washington County Consolidated Communications Agency                 | OR | WNSK475   | 860.2375, 860.7375                     |
| Washington County Consolidated Communications Agency                 | OR | WQES432   | 860.2375, 860.7375                     |
| Washington County Consolidated Communications Agency                 | OR | WQES436   | 860.2375, 860.7375                     |
| Allegheny County Emergency Services                                  | PA | KNJH332   | 860.2625, 860.4375, 860.7625           |
| Allegheny County Emergency Services                                  | PA | WNWC473   | 860.2125, 860.4875                     |
| Allegheny County Emergency Services                                  | PA | WPJG234   | 860.2125, 860.4875                     |
| Allentown, City of   | PA | WPJK416   | 860.9375                               |
| Carlisle, Borough of   | PA | KNNK871   | 860.2375, 860.4875                     |
| Chester, County of   | PA | KNNM504   | 860.2375, 860.4375, 860.4875, 860.9875 |
| Chester, County of   | PA | WPAJ870   | 860.2625, 860.4375, 860.4875           |
| Chester, County of   | PA | WPAJ871   | 860.2625, 860.4375                     |
| Chester, County of   | PA | WPCN956   | 860.2375                               |
| Chester, County of   | PA | WPCN957   | 860.2375                               |
| Chester, County of   | PA | WPHC513   | 860.2625                               |
| Chester, County of   | PA | WPHC515   | 860.2625                               |
| Chester, County of   | PA | WPHC705   | 860.4375, 860.4875                     |
| Chester, County of   | PA | WPHC709   | 860.4375, 860.4875                     |
| Chester, County of   | PA | WPHC717   | 860.4375                               |
| Chester, County of   | PA | WPHK779   | 860.4875                               |
| Chester, County of   | PA | WPJR834   | 860.2625                               |
| Chester, County of   | PA | WPXK415   | 860.4625, 860.9625                     |
| Chester, County of   | PA | WPMJ468   | 860.4375                               |
| Chester, County of   | PA | WPWE515   | 860.4875                               |
| Chester, County of   | PA | WPWI590   | 860.4875                               |
| Chester, County of   | PA | WPYE456   | 860.2375, 860.4875                     |
| Chester, County of   | PA | WPYG324   | 860.2375, 860.4375, 860.4875           |
| Chester, County of   | PA | WPYH558   | 860.2375, 860.4375, 860.4875           |
| Commonwealth of Penna Bloomsburg University                          | PA | WPGD607   | 860.8375                               |
| Cumberland County, Pennsylvania Department of Emergency Preparedness | PA | WQAB589   | 860.4375                               |
| Fayette, County of   | PA | WPDS263   | 860.2375                               |
| Fayette, County of   | PA | WPDS263   | 860.4625                               |
| Fayette, County of   | PA | WPDS263   | 860.9875                               |
| Lower Allen, Township of   | PA | WPAP650   | 860.9875                               |
| Luzerne, County of   | PA | WPMZ512   | 860.7375                               |
| Luzerne, County of   | PA | WPQD915   | 860.9875                               |
| Luzerne, County of   | PA | WPTY624   | 860.7125, 860.9625                     |
| Philadelphia, City of  | PA | WNGE384   | 860.7375                               |
| Philadelphia, City of  | PA | WQLU480   | 860.8375                               |
| Philadelphia, City of  | PA | WQMB258   | 860.7375                               |
| School District of Philadelphia                                      | PA | WNKV367   | 860.8125, 860.8375, 860.9125           |
| Westmoreland, County of  | PA | WPFQ220   | 860.9375                               |
| Westmoreland, County of  | PA | WPWE776   | 860.9375                               |
| Westmoreland, County of  | PA | WPZS814   | 860.9375                               |
| Westmoreland, County of  | PA | WPZU942   | 860.9375                               |
| Whitehall, Borough of  | PA | WPRF753   | 860.7125                               |
| Rhode Island, State of   | RI | WNCX326   | 860.3125                               |
| Charleston, County of  | SC | WNVH447   | 860.2375, 860.4875, 860.7375, 860.9375 |
| Charleston, County of  | SC | WPRR560   | 860.4625                               |

Appendix 4  
Entities Filing Expansion Band Elections, as of September 30, 2017

| Licensee  | ST | Call Sign | Frequencies  |
|---|----|-----------|--|
| Clemson, City of                                | SC | WPKU649   | 860.7375   |
| Greenville, County of                           | SC | WPDK619   | 860.7125   |
| Greenwood, County of                            | SC | WPOX642   | 857.7375   |
| South Carolina State Ports Authority            | SC | WPLU704   | 860.7125   |
| South Carolina, State of                        | SC | WPWM262   | 860.9875   |
| Spartanburg, County of                          | SC | WPGR361   | 860.4625, 860.9375   |
| Spartanburg, County of                          | SC | WPKZ275   | 860.2125   |
| Spartanburg, County of                          | SC | WPLZ536   | 860.2375, 860.2625   |
| Spartanburg, County of                          | SC | WQNC839   | 860.4625   |
| Athens Utilities Board                          | TN | WQDM490   | 857.7375   |
| Bartlett, City of                               | TN | WNVF991   | 860.7375   |
| Clarksville, City of                            | TN | WQCL650   | 860.2375   |
| Jackson Energy Authority                        | TN | WQBJ748   | 860.7375   |
| Jackson Energy Authority                        | TN | WQBJ748   | 860.7375   |
| Jackson, City of                                | TN | WPEU965   | 860.2625, 860.7625   |
| Jackson, City of                                | TN | WQBB501   | 860.9875   |
| Memphis Shelby County Airport Authority         | TN | WPUQ392   | 860.2625   |
| Memphis, City of                                | TN | WNRM943   | 860.2625   |
| Memphis, City of                                | TN | WPAB818   | 860.3375, 860.3875   |
| Obion, County of                                | TN | WPNS505   | 860.7125   |
| Obion, County of                                | TN | WQCW614   | 860.9625   |
| Shelby, County of                               | TN | WNQU968   | 860.2125   |
| Tennessee, State of                             | TN | WPKH401   | 860.9375   |
| Tennessee, State of                             | TN | WPZB947   | 858.4875   |
| Tennessee, State of                             | TN | WQBY860   | 857.9875, 860.2375   |
| Anderson County, Texas                          | TX | WPYA801   | 860.2375, 860.9875   |
| Austin, City of                                 | TX | WNBZ704   | 860.2625, 860.4375   |
| Austin, City of                                 | TX | WPYE613   | 860.2125, 860.2625, 860.4375   |
| Austin, City of                                 | TX | WPYU318   | 860.4375   |
| City Public Service                             | TX | WNL1313   | 860.2875, 860.3375   |
| Dallas, City of                                 | TX | WNBG573   | 860.7375, 860.9875   |
| Harris, County of                               | TX | WNBZ674   | 860.2125, 860.2375, 860.4625, 860.4875, 860.7125   |
| Harris, County of                               | TX | WPPF214   | 860.2125, 860.2375, 860.4625, 860.4875, 860.7125   |
| Harris, County of                               | TX | WQBM285   | 860.7125   |
| Houston, City of (Dept. of Aviation)            | TX | KNDH570   | 860.2875, 860.3125   |
| Houston, City of (Dept. of Aviation)            | TX | WPNW558   | 860.7375   |
| Metropolitan Transit Authority of Harris County | TX | KRX666    | 860.3875   |
| Metropolitan Transit Authority of Harris County | TX | WPTD745   | 860.3875   |
| Missouri City                                   | TX | WNAS493   | 860.9625   |
| San Antonio, City of                            | TX | WPBG238   | 860.3625   |
| Texas Tech University                           | TX | KNNJ876   | 860.9625   |
| Travis County Emergency Service Dist #9         | TX | KSP328    | 860.9375   |
| Travis, County of                               | TX | WPYE612   | 860.2125, 860.2625   |
| Travis, County of                               | TX | WPZR511   | 860.4375   |
| Wichita Falls, City of                          | TX | WQAW913   | 860.4625, 860.9625   |
| League City, City of                            | TX | WNNL329   | 860.9875   |
| Murray, City of                                 | UT | WPSK554   | 860.4375   |
| Murray, City of                                 | UT | WPWH838   | 860.4375   |
| Murray, City of                                 | UT | WPXK838   | 860.4375   |
| Salt Lake City, City of                         | UT | KNJU695   | 860.7625, 860.9625   |
| Salt Lake Department of Airports                | UT | WNYR765   | 860.2375, 860.2625, 860.4875   |
| Salt Lake Department of Airports                | UT | WQBM266   | 860.2625   |
| Salt Lake, County of                            | UT | WPGJ689   | 860.4625, 860.7125, 860.7375   |
| Utah Communications Agency Network              | UT | KNIV722   | 860.2125, 860.2375, 860.2625, 860.4375, 860.4625, 860.4875, 860.7125, 860.7375, 860.7625, 860.9625, 860.9875 |
| Utah Communications Agency Network              | UT | WQCE706   | 860.7125   |
| Utah, County of                                 | UT | WPZV887   | 860.2125, 860.9375   |
| Arlington, County of                            | VA | KNIQ704   | 860.4375, 860.7625, 860.9375   |
| Fairfax, County of                              | VA | KNIH412   | 860.2625   |

Appendix 4  
Entities Filing Expansion Band Elections, as of September 30, 2017

| Licensee  | ST | Call Sign | Frequencies                            |
|---|----|-----------|--|
| Fairfax, County of                                    | VA | WNAJ365   | 860.2625                               |
| Virginia Beach, City of                               | VA | WNAU439   | 860.4625, 860.4875, 860.7125, 860.7375 |
| Virginia Beach, City of                               | VA | WNSS359   | 860.4875, 860.7375                     |
| Virginia, Commonwealth of (Department of Corrections) | VA | WPIZ624   | 860.4875                               |
| Virginia, Commonwealth of (NVCC)                      | VA | WPRR746   | 860.4875                               |
| Chelan County Public Utility District No 1            | WA | WPKP369   | 860.4875, 860.7375, 860.7625, 860.9875 |
| Chelan County Public Utility District No 1            | WA | WPKP374   | 860.4875, 860.7375, 860.7625, 860.9875 |
| Chelan County Public Utility District No 1            | WA | WPKP377   | 860.4875, 860.7375, 860.7625, 860.9875 |
| Clark, County of                                      | WA | WPJY899   | 860.9875                               |
| Clark, County of                                      | WA | WPLR403   | 860.9625                               |
| Clark, County of                                      | WA | WPLX749   | 860.7625, 860.9375                     |
| Clark, County of                                      | WA | WQEQ542   | 860.9875                               |
| King, County of                                       | WA | WQBZ725   | 860.4625, 860.9625                     |
| Public Utility District #2 of Grant County, WA        | WA | KNNJ860   | 860.2375, 860.2625, 860.4375           |
| Public Utility District #2 of Grant County, WA        | WA | KNNJ862   | 860.2375                               |
| Public Utility District #2 of Grant County, WA        | WA | KNNJ865   | 860.2625                               |
| Public Utility District #2 of Grant County, WA        | WA | KNNJ866   | 860.2625                               |
| Public Utility District #2 of Grant County, WA        | WA | KNNJ867   | 860.4375                               |
| Valley Communications Center                          | WA | WQBD600   | 860.2625, 860.7125                     |
| East Troy, Town of                                    | WI | WNMD420   | 860.4375                               |
| Oregon Schools  | WI | WPMV532   | 860.8875                               |
| Ozaukee, County of                                    | WI | WNWS961   | 860.7125, 860.7625                     |
| Sheboygan, County of                                  | WI | WPTS436   | 860.2625                               |
| Watertown Water, City of                              | WI | WPF727    | 860.2375                               |
| Wisconsin, University of                              | WI | WPJH396   | 860.7875                               |
| Morgan, County of                                     | WV | WPSD704   | 860.2125                               |
| Morgan, County of                                     | WV | WPTA421   | 860.2125                               |
| Morgan, County of                                     | WV | WPTA470   | 860.2125                               |

\* Licensee listed a Call Sign on their Expansion Band Election Form that does not have any frequencies within the Expansion Band located at 860-861 MHz (857.5-858.5 MHz in the Southeastern U.S, except within a seventy-mile radius of Atlanta where it is located at 858-858.5 MHz).

Appendix 5  
Call Sign-Related Reconfiguration Information, as of September 30, 2017

| Current Population of Site Specific Call Signs, Per Wave, Per Region, as of September 30, 2017 |                             |                      |                |             |              |           |             |
|--|-----------------------------|----------------------|----------------|-------------|--------------|-----------|-------------|
| Public Safety Region (PSR)   | PSR Name                    | Channels 1-120       | Expansion Band | NPSPAC Band | SE ESMR Band | ESMR Band | Total       |
|  |                             | Number of Call Signs |                |             |              |           |             |
| <b>Wave 1</b>  | <b>Subtotal</b>             | <b>791</b>           | <b>299</b>     | <b>1927</b> | <b>0</b>     | <b>0</b>  | <b>3017</b> |
| 6  | CA - North                  | 107                  | 88             | 136         | 0            | 0         | 331         |
| 7  | Colorado                    | 27                   | 15             | 224         | 0            | 0         | 266         |
| 8  | NY - Metro (CT, NJ, NY, PA) | 96                   | 36             | 389         | 0            | 0         | 521         |
| 11   | Hawaii                      | 55                   | 5              | 28          | 0            | 0         | 88          |
| 13   | Illinois                    | 40                   | 12             | 139         | 0            | 0         | 191         |
| 14   | Indiana                     | 27                   | 34             | 147         | 0            | 0         | 208         |
| 19   | ME, NH, VT, MA, RI, CT      | 73                   | 24             | 134         | 0            | 0         | 231         |
| 20   | MD; DC; VA - Northern       | 66                   | 5              | 96          | 0            | 0         | 167         |
| 27   | Nevada                      | 63                   | 5              | 38          | 0            | 0         | 106         |
| 28   | NJ, PA, DE                  | 67                   | 6              | 216         | 0            | 0         | 289         |
| 35   | Oregon                      | 48                   | 1              | 40          | 0            | 0         | 89          |
| 41   | Utah                        | 21                   | 3              | 146         | 0            | 0         | 170         |
| 42   | Virginia                    | 52                   | 23             | 58          | 0            | 0         | 133         |
| 45   | Wisconsin                   | 13                   | 10             | 3           | 0            | 0         | 26          |
| 54   | Chicago                     | 36                   | 32             | 133         | 0            | 0         | 201         |
| <b>Wave 2</b>  | <b>Subtotal</b>             | <b>469</b>           | <b>175</b>     | <b>764</b>  | <b>7</b>     | <b>3</b>  | <b>1418</b> |
| 4  | Arkansas                    | 38                   | 45             | 95          | 0            | 3         | 181         |
| 12   | Idaho                       | 14                   | 0              | 0           | 0            | 0         | 14          |
| 15   | Iowa                        | 16                   | 16             | 7           | 0            | 0         | 39          |
| 16   | Kansas                      | 33                   | 6              | 280         | 0            | 0         | 319         |
| 17   | Kentucky                    | 16                   | 13             | 16          | 0            | 0         | 45          |
| 22   | Minnesota                   | 74                   | 10             | 50          | 0            | 0         | 134         |
| 24   | Missouri                    | 37                   | 11             | 19          | 0            | 0         | 67          |
| 25   | Montana                     | 19                   | 0              | 1           | 0            | 0         | 20          |
| 26   | Nebraska                    | 10                   | 4              | 32          | 0            | 0         | 46          |
| 32   | North Dakota                | 6                    | 0              | 0           | 0            | 0         | 6           |
| 34   | Oklahoma                    | 25                   | 3              | 40          | 0            | 0         | 68          |
| 38   | South Dakota                | 1                    | 0              | 0           | 0            | 0         | 1           |
| 39   | Tennessee                   | 43                   | 28             | 56          | 7            | 0         | 134         |
| 40   | TX - Dallas                 | 38                   | 21             | 44          | 0            | 0         | 103         |
| 44   | West Virginia               | 3                    | 1              | 10          | 0            | 0         | 14          |
| 46   | Wyoming                     | 1                    | 2              | 7           | 0            | 0         | 10          |
| 49   | TX - Austin                 | 11                   | 9              | 67          | 0            | 0         | 87          |
| 51   | TX - Houston                | 42                   | 5              | 38          | 0            | 0         | 85          |
| 52   | TX - Lubbock                | 42                   | 1              | 2           | 0            | 0         | 45          |
| <b>Wave 3</b>  | <b>Subtotal</b>             | <b>511</b>           | <b>199</b>     | <b>1100</b> | <b>240</b>   | <b>41</b> | <b>2091</b> |
| 1  | Alabama                     | 9                    | 28             | 32          | 56           | 0         | 125         |
| 9  | Florida                     | 216                  | 61             | 330         | 32           | 0         | 639         |
| 10   | Georgia                     | 49                   | 29             | 82          | 76           | 0         | 236         |
| 18   | Louisiana                   | 79                   | 15             | 74          | 5            | 0         | 173         |
| 23   | Mississippi                 | 23                   | 18             | 24          | 52           | 0         | 117         |
| 31   | North Carolina              | 67                   | 23             | 368         | 7            | 0         | 465         |
| 37   | South Carolina              | 37                   | 23             | 177         | 12           | 0         | 249         |
| 47   | Puerto Rico                 | 18                   | 2              | 13          | 0            | 36        | 69          |
| 48   | US Virgin Islands           | 13                   | 0              | 0           | 0            | 5         | 18          |

Appendix 5  
Call Sign-Related Reconfiguration Information, as of September 30, 2017

| Current Population of Site Specific Call Signs, Per Wave, Per Region, as of September 30, 2017 |                       |                |                |             |              |           |       |
|--|-----------------------|----------------|----------------|-------------|--------------|-----------|-------|
| Public Safety Region (PSR)   | PSR Name              | Channels 1-120 | Expansion Band | NPSPAC Band | SE ESMR Band | ESMR Band | Total |
| Wave 4   | Subtotal              | 813            | 188            | 1701        | 0            | 0         | 2702  |
| 2  | Alaska                | 22             | 1              | 1           | 0            | 0         | 24    |
| 3  | Arizona*              | 69             | 7              | 99          | 0            | 0         | 175   |
| 5  | CA - South*           | 82             | 24             | 390         | 0            | 0         | 496   |
| 21   | Michigan              | 57             | 0              | 340         | 0            | 0         | 397   |
| 29   | New Mexico*           | 25             | 5              | 9           | 0            | 0         | 39    |
| 30   | NY - Albany           | 91             | 62             | 189         | 0            | 0         | 342   |
| 33   | Ohio                  | 105            | 37             | 178         | 0            | 0         | 320   |
| 36   | Pennsylvania          | 11             | 9              | 231         | 0            | 0         | 251   |
| 43   | Washington            | 148            | 15             | 177         | 0            | 0         | 340   |
| 50   | TX - El Paso*         | 10             | 2              | 5           | 0            | 0         | 17    |
| 53   | TX - San Antonio*     | 16             | 6              | 32          | 0            | 0         | 54    |
| 54   | MI portion of Chicago | 9              | 5              | 25          | 0            | 0         | 39    |
| 55   | New York - Buffalo    | 168            | 15             | 25          | 0            | 0         | 208   |
| 61   | Gulf of Mexico        | 0              | 0              | 0           | 0            | 0         | 0     |
| 62   | Marianas              | 0              | 0              | 0           | 0            | 0         | 0     |
| 63   | Guam                  | 0              | 0              | 0           | 0            | 0         | 0     |
| 64   | American Samoa        | 0              | 0              | 0           | 0            | 0         | 0     |
| Total for Waves 1-4  |                       | 2584           | 861            | 5492        | 247          | 44        | 9228  |

\* Data includes 1-120, Expansion Band and NPSPAC call signs in the U.S.-Mexico border regions.

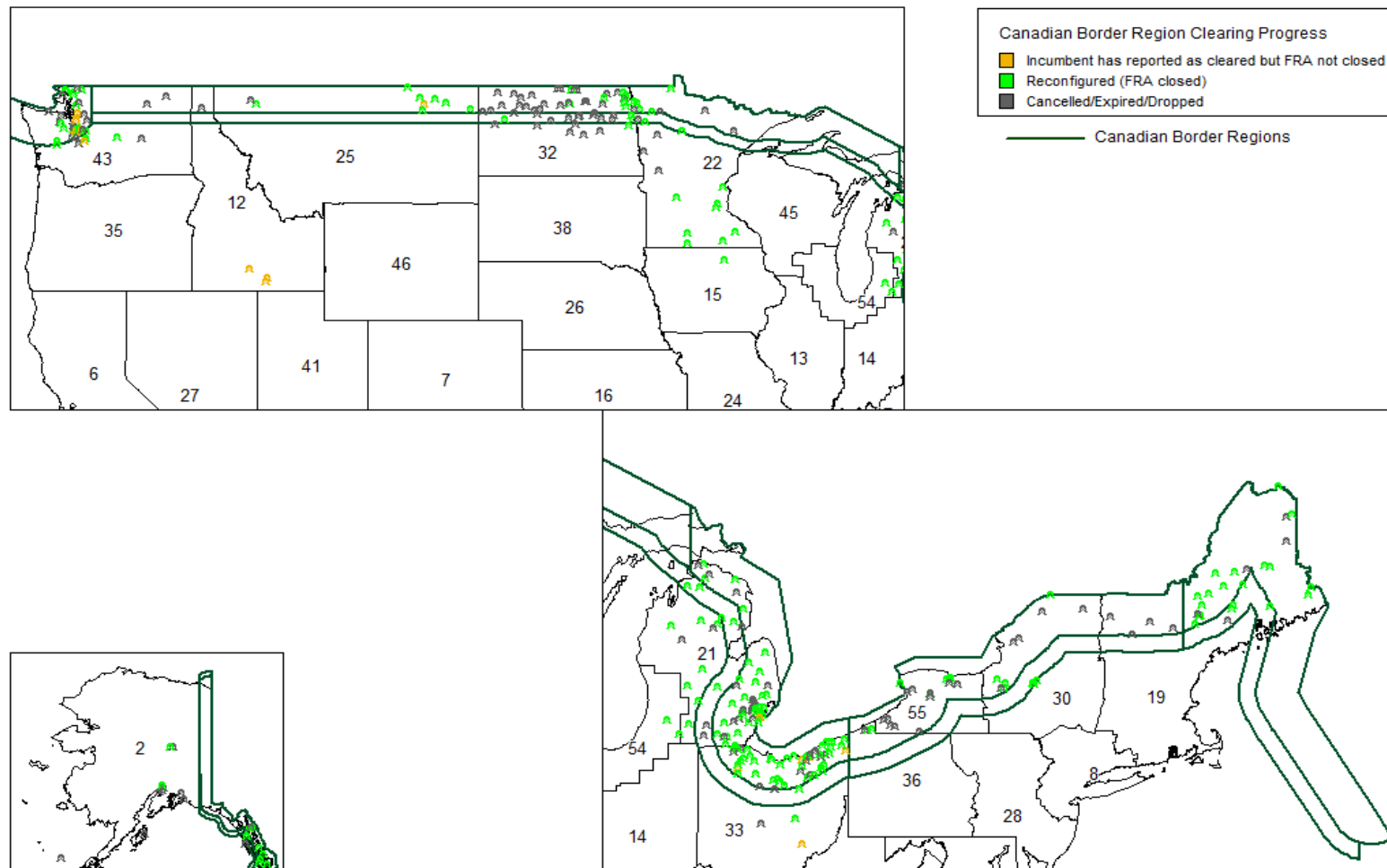
Appendix 5

Call Sign-Related Reconfiguration Information for the Canadian Border Regions, as of September 30, 2017

| Current Population of Canadian Border Region Site Specific Call Signs, Per Wave, Per Region, as of September 30, 2017 |                        |                      |             |             |
|---|------------------------|----------------------|-------------|-------------|
| Public Safety Region (PSR)  | PSR Name               | Stage 1              | Stage 2     | Total       |
|   |                        | Number of Call Signs |             |             |
| <b>Wave 1</b>   | <b>Subtotal</b>        | <b>15</b>            | <b>5</b>    | <b>20</b>   |
| 19  | ME, NH, VT, MA, RI, CT | 15                   | 2           | 17          |
| 35  | Oregon                 | 0                    | 3           | 3           |
| <b>Wave 2</b>   | <b>Subtotal</b>        | <b>34</b>            | <b>3</b>    | <b>37</b>   |
| 12  | Idaho                  | 3                    | 0           | 3           |
| 22  | Minnesota              | 13                   | 3           | 16          |
| 25  | Montana                | 4                    | 0           | 4           |
| 32  | North Dakota           | 14                   | 0           | 14          |
| <b>Wave 3</b>   | <b>Subtotal</b>        | <b>0</b>             | <b>0</b>    | <b>0</b>    |
| <b>Wave 4</b>   | <b>Subtotal</b>        | <b>140</b>           | <b>1188</b> | <b>1328</b> |
| 2   | Alaska                 | 21                   | 0           | 21          |
| 21  | Michigan               | 35                   | 362         | 397         |
| 30  | NY - Albany            | 11                   | 23          | 34          |
| 33  | Ohio                   | 34                   | 239         | 273         |
| 36  | Pennsylvania           | 3                    | 226         | 229         |
| 43  | Washington             | 30                   | 283         | 313         |
| 54  | MI portion of Chicago  | 1                    | 27          | 28          |
| 55  | New York - Buffalo     | 5                    | 28          | 33          |
| <b>Total for Waves 1-4</b>  |                        | <b>189</b>           | <b>1196</b> | <b>1385</b> |

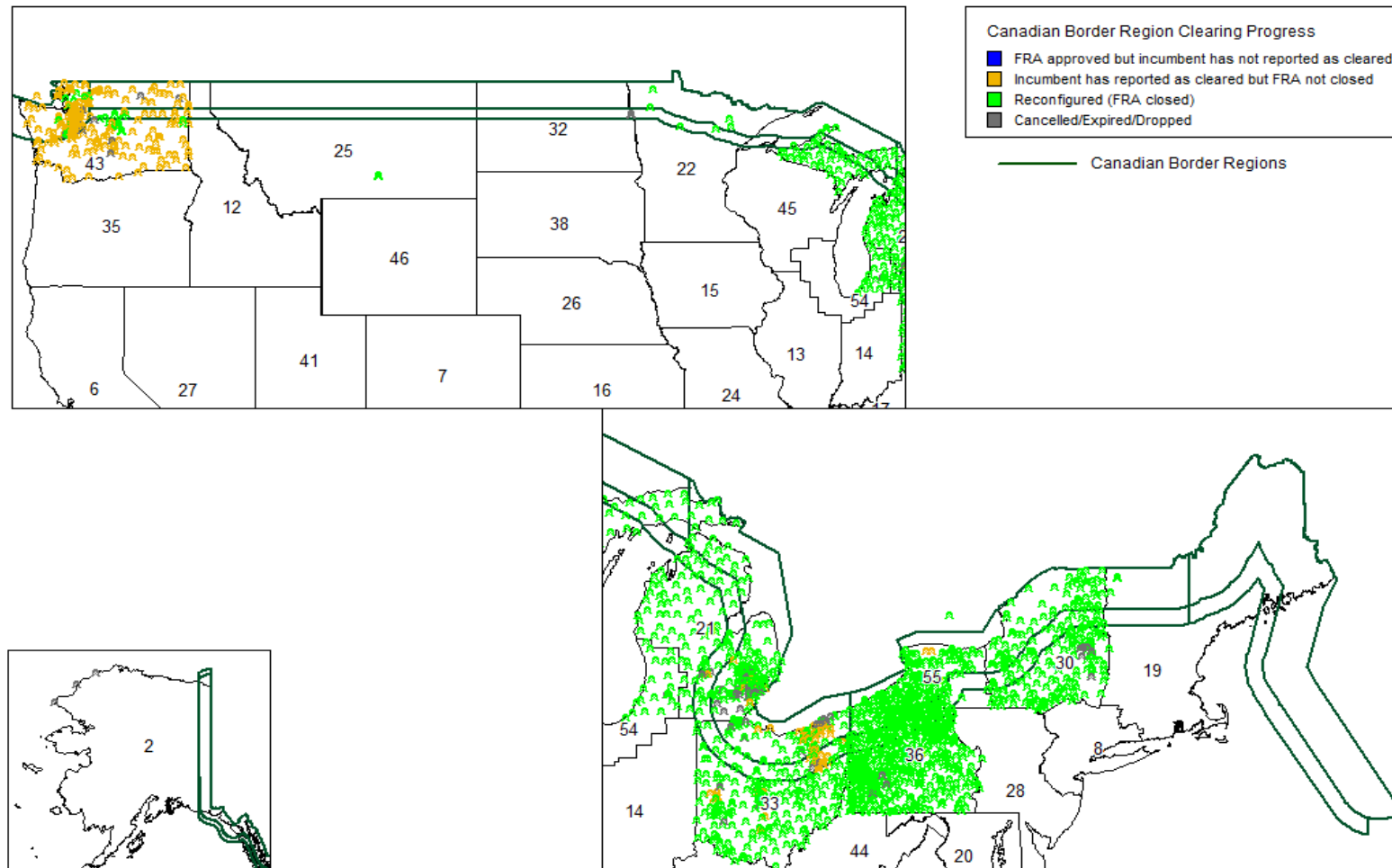
**800 MHz Reconfiguration Progress**  
**Canadian Border Regions, Stage 1 Site-specific Call Signs**  
**Clearing Progress and Call Sign location as of 09/30/17 (Q3 2017)**

(c) 2017, 800 MHz Transition Administrator, LLC  
10/18/17



**800 MHz Reconfiguration Progress**  
**Canadian Border Regions, Stage 2 Site-specific Call Signs**  
**Clearing Progress and Call Sign location as of 09/30/17 (Q3 2017)**

(c) 2017, 800 MHz Transition Administrator, LLC  
10/18/17





Appendix 5

Call Sign-Related Reconfiguration Information for the Mexican Border Region, as of September 30, 2017

| Current Population of Mexican Border Region Site Specific Call Signs, Per Wave, Per Region, as of September 30, 2017 |                  |                      |                   |            |
|--|------------------|----------------------|-------------------|------------|
| Public Safety Region (PSR)   | PSR Name         | Public Safety        | Non Public Safety | Total      |
|  |                  | Number of Call Signs |                   |            |
| <b>Wave 1</b>  | <b>Subtotal</b>  | <b>6</b>             | <b>0</b>          | <b>6</b>   |
| 6  | CA - North       | 3                    | 0                 | 3          |
| 27   | Nevada           | 3                    | 0                 | 3          |
| <b>Wave 2</b>  | <b>Subtotal</b>  | <b>0</b>             | <b>0</b>          | <b>0</b>   |
| <b>Wave 3</b>  | <b>Subtotal</b>  | <b>0</b>             | <b>0</b>          | <b>0</b>   |
| <b>Wave 4</b>  | <b>Subtotal</b>  | <b>739</b>           | <b>213</b>        | <b>952</b> |
| 3  | Arizona          | 131                  | 46                | 177        |
| 5  | CA - South       | 558                  | 81                | 639        |
| 29   | New Mexico       | 3                    | 11                | 14         |
| 50   | TX - El Paso     | 13                   | 31                | 44         |
| 53   | TX - San Antonio | 34                   | 44                | 78         |
| <b>Total for Waves 1-4</b>   |                  | <b>744</b>           | <b>213</b>        | <b>958</b> |

Note: Region 5 licensees also have call signs in both Regions 6 and 27 that will be part of Mexican border reconfiguration

Appendix 5  
Call Sign-Related Reconfiguration Information, as of September 30, 2017

| Frequency Proposal Reports for Waves 1-4, as of September 30, 2017 |        |          |        |        |         |          |        |        |         |          |        |        |          |        |        |
|--|--------|----------|--------|--------|---------|----------|--------|--------|---------|----------|--------|--------|----------|--------|--------|
| Status   | Wave 1 |          |        | Wave 2 |         |          |        | Wave 3 |         |          |        | Wave 4 |          |        |        |
|  | 1-120  | Exp Band | NPSPAC | 1-120  | SE ESMR | Exp Band | NPSPAC | 1-120  | SE ESMR | Exp Band | NPSPAC | 1-120  | Exp Band | NPSPAC | Other  |
| FPR Sent   | 100.0% | 100.0%   | 100.0% | 100.0% | 100.0%  | 100.0%   | 100.0% | 100.0% | 100.0%  | 100.0%   | 100.0% | 100.0% | 100.0%   | 100.0% | 100.0% |
| Under Prior Contract   | 0.0%   | 0.0%     | 0.0%   | 0.0%   | 0.0%    | 0.0%     | 0.0%   | 0.0%   | 0.0%    | 0.0%     | 0.0%   | 0.0%   | 0.0%     | 0.0%   | 0.0%   |
| Affected by Border Zone  | 0.0%   | 0.0%     | 0.0%   | 0.0%   | 0.0%    | 0.0%     | 0.0%   | 0.0%   | 0.0%    | 0.0%     | 0.0%   | 0.0%   | 0.0%     | 0.0%   | 0.0%   |
| EA/ESMR Related Call Signs   | 0.0%   | 0.0%     | 0.0%   | 0.0%   | 0.0%    | 0.0%     | 0.0%   | 0.0%   | 0.0%    | 0.0%     | 0.0%   | 0.0%   | 0.0%     | 0.0%   | 0.0%   |
| Recent grants, revised or pending proposals                        | 0.0%   | 0.0%     | 0.0%   | 0.0%   | 0.0%    | 0.0%     | 0.0%   | 0.0%   | 0.0%    | 0.0%     | 0.0%   | 0.0%   | 0.0%     | 0.0%   | 0.0%   |
| FPRs in process  | 0.0%   | 0.0%     | 0.0%   | 0.0%   | 0.0%    | 0.0%     | 0.0%   | 0.0%   | 0.0%    | 0.0%     | 0.0%   | 0.0%   | 0.0%     | 0.0%   | 0.0%   |
| Total  | 100.0% | 100.0%   | 100.0% | 100.0% | 100.0%  | 100.0%   | 100.0% | 100.0% | 100.0%  | 100.0%   | 100.0% | 100.0% | 100.0%   | 100.0% | 100.0% |

Notes:

- a. Data for Channels 1-120 call signs excludes call signs that were under contract with Sprint prior to the start of reconfiguration and for which contracts are not going to be submitted to the TA for review and approval for Sprint credit. Data for Expansion Band call signs excludes call signs under prior contract and call signs for which licensees have elected not to reconfigure.
- b. The current population of call signs has been adjusted for call signs cancelled without a Frequency Reconfiguration Agreement (FRA), and incremented for any call signs added through pending applications. Licensees may cancel licenses or let them expire without entering into an FRA.
- c. Data for Channels 1-120 call signs includes call signs with at least one primary fixed location authorized for frequencies the 851-854 MHz range with adequate geographic data to determine a PSR. Expansion Band data includes call signs with at least one primary fixed location in the Expansion Band, as the Expansion Band may be defined inside and outside the Southeast ESMR region, with adequate geographic data to determine a PSR. NPSPAC data includes call signs with fixed locations in the 866-869 MHz range with adequate geographic data to determine a PSR. Southeast ESMR Band data includes call signs with fixed locations in the 858.5-862 MHz range within the Southeast ESMR region and with adequate geographic data to determine a PSR. Call signs with locations in multiple PSRs are counted for each PSR. Call signs are counted within every PSR for which they have a fixed primary location.
- d. Data has been adjusted to reflect the change in the band plan in the Atlanta area pursuant to the FCC's October 5, 2005 Memorandum Opinion and Order.
- e. Wave 4 Other includes the following US-Mexico border area reconfiguration categories: Sharing Zone 1-120, Sharing Zone Interleaved, Sharing Zone NPSPAC, ESMR, Guard Band.

# Appendix 6

Status of Frequency Reconfiguration Agreement Review for Non-Border and Canadian Border Region Stage 1 and Mexican Border Non-Public Safety, Per Wave, Per Region, as of September 30, 2017

| NPSPAC Region | NPSPAC Region Name                  | 1-5 Days from Receipt                                 | 6-10 Days from Receipt | 11-15 Days from Receipt | 16-20 Days from Receipt | 21 Days or More from Receipt | Total      |
|---------------|-------------------------------------|---|------------------------|-------------------------|-------------------------|------------------------------|------------|
|               |                                     | Number of Frequency Reconfiguration Agreements (FRAs) |                        |                         |                         |                              |            |
| <b>Wave 1</b> | <b>Subtotal</b>                     | <b>288</b>  | <b>52</b>              | <b>15</b>               | <b>0</b>                | <b>0</b>                     | <b>355</b> |
|               | MultiRegion                         | 27  | 11                     | 2                       | 0                       | 0                            | 40         |
| 6             | Northern California                 | 35  | 6                      | 3                       | 0                       | 0                            | 44         |
| 7             | Colorado                            | 16  | 0                      | 1                       | 0                       | 0                            | 17         |
| 8             | Metropolitan, NYC Area (NY, NJ, CT) | 31  | 6                      | 1                       | 0                       | 0                            | 38         |
| 9             | Florida                             | 1   | 0                      | 0                       | 0                       | 0                            | 1          |
| 11            | Hawaii                              | 7   | 0                      | 2                       | 0                       | 0                            | 9          |
| 13            | Illinois                            | 20  | 2                      | 1                       | 0                       | 0                            | 23         |
| 14            | Indiana                             | 11  | 1                      | 1                       | 0                       | 0                            | 13         |
| 19            | New England                         | 24  | 2                      | 0                       | 0                       | 0                            | 26         |
| 20            | DC, Maryland, Northern VA           | 16  | 7                      | 0                       | 0                       | 0                            | 23         |
| 27            | Nevada                              | 21  | 3                      | 2                       | 0                       | 0                            | 26         |
| 28            | Eastern Pennsylvania                | 23  | 1                      | 1                       | 0                       | 0                            | 25         |
| 35            | Oregon                              | 15  | 1                      | 0                       | 0                       | 0                            | 16         |
| 41            | Utah                                | 5   | 2                      | 0                       | 0                       | 0                            | 7          |
| 42            | Virginia                            | 14  | 4                      | 0                       | 0                       | 0                            | 18         |
| 45            | Wisconsin                           | 7   | 1                      | 0                       | 0                       | 0                            | 8          |
| 54            | Chicago Metro                       | 15  | 5                      | 1                       | 0                       | 0                            | 21         |
| <b>Wave 2</b> | <b>Subtotal</b>                     | <b>167</b>  | <b>36</b>              | <b>2</b>                | <b>1</b>                | <b>0</b>                     | <b>206</b> |
|               | MultiRegion                         | 22  | 8                      | 2                       | 0                       | 0                            | 32         |
| 4             | Arkansas                            | 8   | 3                      | 0                       | 0                       | 0                            | 11         |
| 12            | Idaho                               | 5   | 1                      | 0                       | 0                       | 0                            | 6          |
| 15            | Iowa                                | 4   | 2                      | 0                       | 0                       | 0                            | 6          |
| 16            | Kansas                              | 9   | 2                      | 0                       | 1                       | 0                            | 12         |
| 17            | Kentucky                            | 10  | 2                      | 0                       | 0                       | 0                            | 12         |
| 22            | Minnesota                           | 31  | 3                      | 0                       | 0                       | 0                            | 34         |
| 24            | Missouri                            | 12  | 4                      | 0                       | 0                       | 0                            | 16         |
| 25            | Montana                             | 4   | 0                      | 0                       | 0                       | 0                            | 4          |
| 26            | Nebraska                            | 3   | 1                      | 0                       | 0                       | 0                            | 4          |
| 32            | North Dakota                        | 1   | 0                      | 0                       | 0                       | 0                            | 1          |
| 34            | Oklahoma                            | 0   | 2                      | 0                       | 0                       | 0                            | 2          |
| 38            | South Dakota                        | 2   | 0                      | 0                       | 0                       | 0                            | 2          |
| 39            | Tennessee                           | 22  | 3                      | 0                       | 0                       | 0                            | 25         |
| 40            | Texas - Dallas                      | 10  | 2                      | 0                       | 0                       | 0                            | 12         |
| 44            | West Virginia                       | 1   | 1                      | 0                       | 0                       | 0                            | 2          |
| 49            | Texas - Austin                      | 2   | 1                      | 0                       | 0                       | 0                            | 3          |
| 51            | Texas - Houston                     | 13  | 1                      | 0                       | 0                       | 0                            | 14         |
| 52            | Texas - Lubbock                     | 8   | 0                      | 0                       | 0                       | 0                            | 8          |
| <b>Wave 3</b> | <b>Subtotal</b>                     | <b>226</b>  | <b>20</b>              | <b>5</b>                | <b>0</b>                | <b>0</b>                     | <b>251</b> |
|               | MultiRegion                         | 18  | 2                      | 1                       | 0                       | 0                            | 21         |
| 1             | Alabama                             | 14  | 1                      | 0                       | 0                       | 0                            | 15         |
| 9             | Florida                             | 75  | 9                      | 4                       | 0                       | 0                            | 88         |
| 10            | Georgia                             | 47  | 4                      | 0                       | 0                       | 0                            | 51         |
| 18            | Louisiana                           | 16  | 1                      | 0                       | 0                       | 0                            | 17         |
| 23            | Mississippi                         | 16  | 1                      | 0                       | 0                       | 0                            | 17         |
| 31            | North Carolina                      | 23  | 1                      | 0                       | 0                       | 0                            | 24         |
| 37            | South Carolina                      | 8   | 1                      | 0                       | 0                       | 0                            | 9          |
| 47            | Puerto Rico                         | 6   | 0                      | 0                       | 0                       | 0                            | 6          |
| 48            | US Virgin Islands                   | 3   | 0                      | 0                       | 0                       | 0                            | 3          |

Appendix 6

Status of Frequency Reconfiguration Agreement Review for Non-Border and Canadian Border Region Stage 1 and Mexican Border Non-Public Safety, Per Wave, Per Region, as of September 30, 2017

| NPSPAC Region          | NPSPAC Region Name   | 1-5 Days from Receipt                                 | 6-10 Days from Receipt | 11-15 Days from Receipt | 16-20 Days from Receipt | 21 Days or More from Receipt | Total       |
|------------------------|----------------------|---|------------------------|-------------------------|-------------------------|------------------------------|-------------|
|                        |                      | Number of Frequency Reconfiguration Agreements (FRAs) |                        |                         |                         |                              |             |
| <b>Wave 4</b>          | <b>Subtotal</b>      | <b>106</b>  | <b>8</b>               | <b>1</b>                | <b>0</b>                | <b>0</b>                     | <b>115</b>  |
|                        | MultiRegion          | 8   | 1                      | 1                       | 0                       | 0                            | 10          |
| 2                      | Alaska               | 4   | 0                      | 0                       | 0                       | 0                            | 4           |
| 3                      | Arizona              | 24  | 0                      | 0                       | 0                       | 0                            | 24          |
| 5                      | Southern California  | 3   | 0                      | 0                       | 0                       | 0                            | 3           |
| 10                     | Georgia              | 1   | 0                      | 0                       | 0                       | 0                            | 1           |
| 18                     | Louisiana            | 11  | 4                      | 0                       | 0                       | 0                            | 15          |
| 21                     | Michigan             | 1   | 0                      | 0                       | 0                       | 0                            | 1           |
| 23                     | Mississippi          | 2   | 0                      | 0                       | 0                       | 0                            | 2           |
| 29                     | New Mexico           | 10  | 0                      | 0                       | 0                       | 0                            | 10          |
| 30                     | New York - Albany    | 4   | 1                      | 0                       | 0                       | 0                            | 5           |
| 33                     | Ohio                 | 10  | 0                      | 0                       | 0                       | 0                            | 10          |
| 36                     | Western Pennsylvania | 5   | 0                      | 0                       | 0                       | 0                            | 5           |
| 43                     | Washington           | 5   | 0                      | 0                       | 0                       | 0                            | 5           |
| 50                     | Texas - El Paso      | 8   | 0                      | 0                       | 0                       | 0                            | 8           |
| 53                     | Texas - San Antonio  | 4   | 2                      | 0                       | 0                       | 0                            | 6           |
| 54                     | Chicago Metro        | 4   | 0                      | 0                       | 0                       | 0                            | 4           |
| 63                     | Guam                 | 2   | 0                      | 0                       | 0                       | 0                            | 2           |
| <b>Canadian Border</b> | <b>Subtotal</b>      | <b>57</b>   | <b>13</b>              | <b>0</b>                | <b>0</b>                | <b>0</b>                     | <b>75</b>   |
|                        | MultiRegion          | 6   | 1                      | 0                       | 0                       | 0                            | 8           |
| 2                      | Alaska               | 1   | 1                      | 0                       | 0                       | 0                            | 2           |
| 12                     | Idaho                | 1   | 0                      | 0                       | 0                       | 0                            | 1           |
| 19                     | New England          | 6   | 1                      | 0                       | 0                       | 0                            | 7           |
| 21                     | Michigan             | 4   | 2                      | 0                       | 0                       | 0                            | 6           |
| 22                     | Minnesota            | 3   | 0                      | 0                       | 0                       | 0                            | 3           |
| 25                     | Montana              | 1   | 1                      | 0                       | 0                       | 0                            | 2           |
| 30                     | New York - Albany    | 2   | 1                      | 0                       | 0                       | 0                            | 4           |
| 32                     | North Dakota         | 4   | 0                      | 0                       | 0                       | 0                            | 4           |
| 33                     | Ohio                 | 13  | 3                      | 0                       | 0                       | 0                            | 17          |
| 36                     | Western Pennsylvania | 2   | 0                      | 0                       | 0                       | 0                            | 2           |
| 43                     | Washington           | 11  | 3                      | 0                       | 0                       | 0                            | 15          |
| 54                     | Chicago Metro        | 1   | 0                      | 0                       | 0                       | 0                            | 1           |
| 55                     | New York - Buffalo   | 2   | 0                      | 0                       | 0                       | 0                            | 3           |
| <b>Mexican Border</b>  | <b>Subtotal</b>      | <b>29</b>   | <b>23</b>              | <b>0</b>                | <b>0</b>                | <b>0</b>                     | <b>52</b>   |
|                        | MultiRegion          | 2   | 2                      | 0                       | 0                       | 0                            | 4           |
| 3                      | Arizona              | 6   | 5                      | 0                       | 0                       | 0                            | 11          |
| 5                      | Southern California  | 10  | 10                     | 0                       | 0                       | 0                            | 20          |
| 29                     | New Mexico           | 2   | 1                      | 0                       | 0                       | 0                            | 3           |
| 50                     | Texas - El Paso      | 5   | 2                      | 0                       | 0                       | 0                            | 7           |
| 53                     | Texas - San Antonio  | 4   | 3                      | 0                       | 0                       | 0                            | 7           |
| <b>Totals</b>          |                      | <b>873</b>  | <b>152</b>             | <b>28</b>               | <b>1</b>                | <b>0</b>                     | <b>1054</b> |

# Appendix 7

## Status of Frequency Reconfiguration Agreement Review for Non-Border and Canadian Border Region Stage 2 and Mexican Border Public Safety, Per Wave, Per Region, as of September 30, 2017

| NPSAC Region  | NPSAC Region Name                   | 1-5 Days from Receipt                                 | 6-10 Days from Receipt | 11-15 Days from Receipt | 16-20 Days from Receipt | 21 Days or More from Receipt | Total      |
|---------------|-------------------------------------|---|------------------------|-------------------------|-------------------------|------------------------------|------------|
|               |                                     | Number of Frequency Reconfiguration Agreements (FRAs) |                        |                         |                         |                              |            |
| <b>Wave 1</b> | <b>Subtotal</b>                     | <b>278</b>  | <b>65</b>              | <b>12</b>               | <b>0</b>                | <b>0</b>                     | <b>355</b> |
|               | MultiRegion                         | 24  | 12                     | 4                       | 0                       | 0                            | 40         |
| 6             | Northern California                 | 33  | 6                      | 0                       | 0                       | 0                            | 39         |
| 7             | Colorado                            | 7   | 1                      | 1                       | 0                       | 0                            | 9          |
| 8             | Metropolitan, NYC Area (NY, NJ, CT) | 40  | 5                      | 2                       | 0                       | 0                            | 47         |
| 11            | Hawaii                              | 1   | 0                      | 2                       | 0                       | 0                            | 3          |
| 13            | Illinois                            | 7   | 1                      | 0                       | 0                       | 0                            | 8          |
| 14            | Indiana                             | 16  | 3                      | 0                       | 0                       | 0                            | 19         |
| 19            | New England                         | 41  | 12                     | 0                       | 0                       | 0                            | 53         |
| 20            | DC, Maryland, Northern VA           | 21  | 12                     | 1                       | 0                       | 0                            | 34         |
| 27            | Nevada                              | 3   | 1                      | 0                       | 0                       | 0                            | 4          |
| 28            | Eastern Pennsylvania                | 17  | 1                      | 0                       | 0                       | 0                            | 18         |
| 35            | Oregon                              | 5   | 0                      | 0                       | 0                       | 0                            | 5          |
| 41            | Utah                                | 8   | 1                      | 0                       | 0                       | 0                            | 9          |
| 42            | Virginia                            | 20  | 2                      | 1                       | 0                       | 0                            | 23         |
| 45            | Wisconsin                           | 3   | 1                      | 0                       | 0                       | 0                            | 4          |
| 54            | Chicago Metro                       | 32  | 7                      | 1                       | 0                       | 0                            | 40         |
| <b>Wave 2</b> | <b>Subtotal</b>                     | <b>189</b>  | <b>32</b>              | <b>4</b>                | <b>0</b>                | <b>0</b>                     | <b>225</b> |
|               | MultiRegion                         | 18  | 5                      | 0                       | 0                       | 0                            | 23         |
| 4             | Arkansas                            | 9   | 0                      | 0                       | 0                       | 0                            | 9          |
| 15            | Iowa                                | 15  | 1                      | 0                       | 0                       | 0                            | 16         |
| 16            | Kansas                              | 19  | 2                      | 0                       | 0                       | 0                            | 21         |
| 17            | Kentucky                            | 14  | 3                      | 0                       | 0                       | 0                            | 17         |
| 22            | Minnesota                           | 15  | 0                      | 0                       | 0                       | 0                            | 15         |
| 24            | Missouri                            | 12  | 1                      | 0                       | 0                       | 0                            | 13         |
| 26            | Nebraska                            | 13  | 4                      | 0                       | 0                       | 0                            | 17         |
| 34            | Oklahoma                            | 7   | 1                      | 0                       | 0                       | 0                            | 8          |
| 39            | Tennessee                           | 21  | 2                      | 1                       | 0                       | 0                            | 24         |
| 40            | Texas - Dallas                      | 28  | 5                      | 0                       | 0                       | 0                            | 33         |
| 44            | West Virginia                       | 1   | 0                      | 0                       | 0                       | 0                            | 1          |
| 46            | Wyoming                             | 1   | 0                      | 1                       | 0                       | 0                            | 2          |
| 49            | Texas - Austin                      | 9   | 4                      | 1                       | 0                       | 0                            | 14         |
| 51            | Texas - Houston                     | 5   | 4                      | 1                       | 0                       | 0                            | 10         |
| 52            | Texas - Lubbock                     | 2   | 0                      | 0                       | 0                       | 0                            | 2          |
| <b>Wave 3</b> | <b>Subtotal</b>                     | <b>167</b>  | <b>57</b>              | <b>4</b>                | <b>0</b>                | <b>0</b>                     | <b>228</b> |
|               | MultiRegion                         | 10  | 7                      | 1                       | 0                       | 0                            | 18         |
| 1             | Alabama                             | 12  | 5                      | 1                       | 0                       | 0                            | 18         |
| 9             | Florida                             | 43  | 14                     | 1                       | 0                       | 0                            | 58         |
| 10            | Georgia                             | 33  | 7                      | 0                       | 0                       | 0                            | 40         |
| 18            | Louisiana                           | 19  | 10                     | 0                       | 0                       | 0                            | 29         |
| 23            | Mississippi                         | 12  | 3                      | 0                       | 0                       | 0                            | 15         |
| 31            | North Carolina                      | 26  | 5                      | 0                       | 0                       | 0                            | 31         |
| 37            | South Carolina                      | 6   | 6                      | 1                       | 0                       | 0                            | 13         |
| 47            | Puerto Rico                         | 6   | 0                      | 0                       | 0                       | 0                            | 6          |

Appendix 7

Status of Frequency Reconfiguration Agreement Review for Non-Border and Canadian Border Region Stage 2 and Mexican Border Public Safety, Per Wave, Per Region, as of September 30, 2017

| NPSPAC Region          | NPSPAC Region Name   | 1-5 Days from Receipt                                 | 6-10 Days from Receipt | 11-15 Days from Receipt | 16-20 Days from Receipt | 21 Days or More from Receipt | Total       |
|------------------------|----------------------|---|------------------------|-------------------------|-------------------------|------------------------------|-------------|
|                        |                      | Number of Frequency Reconfiguration Agreements (FRAs) |                        |                         |                         |                              |             |
| <b>Wave 4</b>          | <b>Subtotal</b>      | <b>35</b>   | <b>9</b>               | <b>0</b>                | <b>0</b>                | <b>0</b>                     | <b>44</b>   |
|                        | MultiRegion          | 4   | 1                      | 0                       | 0                       | 0                            | 5           |
| 2                      | Alaska               | 0   | 1                      | 0                       | 0                       | 0                            | 1           |
| 5                      | Southern California  | 2   | 1                      | 0                       | 0                       | 0                            | 3           |
| 29                     | New Mexico           | 4   | 2                      | 0                       | 0                       | 0                            | 6           |
| 30                     | New York - Albany    | 3   | 0                      | 0                       | 0                       | 0                            | 3           |
| 33                     | Ohio                 | 8   | 1                      | 0                       | 0                       | 0                            | 9           |
| 36                     | Western Pennsylvania | 3   | 0                      | 0                       | 0                       | 0                            | 3           |
| 43                     | Washington           | 2   | 0                      | 0                       | 0                       | 0                            | 2           |
| 44                     | West Virginia        | 1   | 0                      | 0                       | 0                       | 0                            | 1           |
| 49                     | Texas - Austin       | 1   | 0                      | 0                       | 0                       | 0                            | 1           |
| 50                     | Texas - El Paso      | 1   | 1                      | 0                       | 0                       | 0                            | 2           |
| 53                     | Texas - San Antonio  | 4   | 2                      | 0                       | 0                       | 0                            | 6           |
| 54                     | Chicago Metro        | 2   | 0                      | 0                       | 0                       | 0                            | 2           |
| <b>Canadian Border</b> | <b>Subtotal</b>      | <b>86</b>   | <b>29</b>              | <b>1</b>                | <b>0</b>                | <b>0</b>                     | <b>116</b>  |
|                        | MultiRegion          | 9   | 4                      | 0                       | 0                       | 0                            | 13          |
| 19                     | New England          | 1   | 0                      | 0                       | 0                       | 0                            | 1           |
| 21                     | Michigan             | 18  | 4                      | 0                       | 0                       | 0                            | 22          |
| 22                     | Minnesota            | 0   | 1                      | 0                       | 0                       | 0                            | 1           |
| 25                     | Montana              | 1   | 0                      | 0                       | 0                       | 0                            | 1           |
| 30                     | New York - Albany    | 6   | 1                      | 0                       | 0                       | 0                            | 7           |
| 33                     | Ohio                 | 25  | 11                     | 1                       | 0                       | 0                            | 37          |
| 36                     | Western Pennsylvania | 1   | 1                      | 0                       | 0                       | 0                            | 2           |
| 43                     | Washington           | 19  | 2                      | 0                       | 0                       | 0                            | 21          |
| 55                     | New York - Buffalo   | 6   | 5                      | 0                       | 0                       | 0                            | 11          |
| <b>Mexican Border</b>  | <b>Subtotal</b>      | <b>45</b>   | <b>25</b>              | <b>1</b>                | <b>0</b>                | <b>3</b>                     | <b>74</b>   |
|                        | MultiRegion          | 6   | 5                      | 0                       | 0                       | 0                            | 11          |
| 3                      | Arizona              | 7   | 5                      | 1                       | 0                       | 3                            | 16          |
| 5                      | Southern California  | 11  | 11                     | 0                       | 0                       | 0                            | 22          |
| 29                     | New Mexico           | 1   | 0                      | 0                       | 0                       | 0                            | 1           |
| 50                     | Texas - El Paso      | 3   | 0                      | 0                       | 0                       | 0                            | 3           |
| 53                     | Texas - San Antonio  | 17  | 4                      | 0                       | 0                       | 0                            | 21          |
| <b>Totals</b>          |                      | <b>800</b>  | <b>217</b>             | <b>22</b>               | <b>0</b>                | <b>3</b>                     | <b>1042</b> |

Appendix 8  
Summary of Stage 1 FRAs that have Closed, as of September 30, 2017

| Stage 1 FRAs  |   |   |            |
|---------------|---|---|------------|
|               | Deal Name                                   | TA Completion Certification<br>Receipt Date | Deal Count |
| <b>Wave 1</b> |   |   |            |
| 1             | Lodi Unified School District                | 12/22/2005                                  |            |
| 2             | Oregon, State of                            | 12/22/2005                                  |            |
| 3             | Slater, Stuart R                            | 12/23/2005                                  |            |
| 4             | Transit Mix Concrete Co                     | 1/24/2006                                   |            |
| 5             | Wireless Market Source 2                    | 1/26/2006                                   |            |
| 6             | Firstview Communications 2                  | 1/27/2006                                   |            |
| 7             | RA Comm Inc                                 | 2/3/2006                                    |            |
| 8             | Billiou Ranch Inc.                          | 2/7/2006                                    |            |
| 9             | Jokers, Lloyd L                             | 2/7/2006                                    |            |
| 10            | Lowery, Nelda                               | 2/15/2006                                   |            |
| 11            | Parrot Ranch Company                        | 2/15/2006                                   |            |
| 12            | Stock, Marcia                               | 2/15/2006                                   |            |
| 13            | Clifford Broman & Sons Trucking Inc         | 2/16/2006                                   |            |
| 14            | Coast Hotels and Casinos                    | 2/27/2006                                   |            |
| 15            | Kuypers, John                               | 2/27/2006                                   |            |
| 16            | Crader, R David                             | 4/17/2006                                   |            |
| 17            | Herby, Clinton                              | 4/17/2006                                   |            |
| 18            | Gold Star FS INC                            | 4/18/2006                                   |            |
| 19            | Vico Construction Company                   | 4/19/2006                                   |            |
| 20            | High Peak Communications, LLC               | 4/21/2006                                   |            |
| 21            | Ruffin Gaming LLC                           | 4/21/2006                                   |            |
| 22            | Taylor, Eugene J.                           | 4/21/2006                                   |            |
| 23            | Boyar, Adam                                 | 4/25/2006                                   |            |
| 24            | Plantings By the Sea                        | 4/25/2006                                   |            |
| 25            | Espinoza, Raul                              | 4/27/2006                                   |            |
| 26            | Marco Polo Rebanding                        | 4/27/2006                                   |            |
| 27            | Ohio Valley Gas                             | 4/27/2006                                   |            |
| 28            | Sunset Scavenger Corp                       | 4/27/2006                                   |            |
| 29            | Taylor, Dorothy L                           | 4/27/2006                                   |            |
| 30            | Binder Machinery Corporation                | 4/28/2006                                   |            |
| 31            | Albany, City of                             | 5/3/2006                                    |            |
| 32            | Cunningham, Barbara                         | 5/5/2006                                    |            |
| 33            | Salisbury, Town of                          | 5/9/2006                                    |            |
| 34            | Steg, Bernard (2)                           | 5/9/2006                                    |            |
| 35            | Tooele, County Of                           | 5/9/2006                                    |            |
| 36            | Viking Land Mobile Communications, Inc. (2) | 5/9/2006                                    |            |
| 37            | Emery, Connie R                             | 5/11/2006                                   |            |
| 38            | Detweiler, Scott R.                         | 5/15/2006                                   |            |
| 39            | ISG Indiana Harbor Inc.                     | 5/16/2006                                   |            |
| 40            | Smith, Alton                                | 5/18/2006                                   |            |
| 41            | Myers, Natalie                              | 5/19/2006                                   |            |
| 42            | Gallagher Asphalt # 2                       | 5/23/2006                                   |            |
| 43            | Access Ag, Inc.                             | 5/24/2006                                   |            |
| 44            | West County Transportation Agency           | 5/25/2006                                   |            |
| 45            | Chapin, Barbara A.                          | 5/26/2006                                   |            |
| 46            | Yamaoka Bros Inc                            | 5/26/2006                                   |            |
| 47            | Super Shuttle International 2               | 5/30/2006                                   |            |
| 48            | Black, Daniel                               | 6/1/2006                                    |            |
| 49            | Emery, Robert M                             | 6/2/2006                                    |            |
| 50            | PK Smith Limousine Co., Inc.2               | 6/3/2006                                    |            |
| 51            | Brandenburg, James: Brandenburg, Donald     | 6/6/2006                                    |            |
| 52            | Cupertino Union School District             | 6/6/2006                                    |            |
| 53            | Bresnan Communications, LLC                 | 6/9/2006                                    |            |
| 54            | Communications Systems Specialist, Inc.     | 6/9/2006                                    |            |
| 55            | Chicago, City of - Streets & Sanitation     | 6/14/2006                                   |            |
| 56            | Patel, Shailesh N #3 ( swap)                | 6/14/2006                                   |            |
| 57            | Ferrari, Julia (Plote)                      | 6/16/2006                                   |            |
| 58            | Sobota, Carolyn                             | 6/16/2006                                   |            |

Appendix 8  
Summary of Stage 1 FRAs that have Closed, as of September 30, 2017

| Stage 1 FRAs |  |   |            |
|--------------|--|---|------------|
|              | Deal Name  | TA Completion Certification<br>Receipt Date | Deal Count |
| 59           | Storer, Donald B.                                | 6/21/2006                                   |            |
| 60           | Underground Inc                                  | 6/21/2006                                   |            |
| 61           | Henderson, Henry                                 | 6/26/2006                                   |            |
| 62           | Perdue Farms Inc.                                | 6/26/2006                                   |            |
| 63           | Estate of Rolland Gonsalves                      | 6/30/2006                                   |            |
| 64           | Resorts USA Inc.                                 | 6/30/2006                                   |            |
| 65           | Dick Anderson and Sons, Inc                      | 7/5/2006                                    |            |
| 66           | 841 Bishop, LLC                                  | 7/6/2006                                    |            |
| 67           | Brock, Harold: Samuel: Dorothy (Nevada)          | 7/6/2006                                    |            |
| 68           | Las Vegas Paving                                 | 7/6/2006                                    |            |
| 69           | Celco SND Comm Inc                               | 7/7/2006                                    |            |
| 70           | Casino Queen INC                                 | 7/10/2006                                   |            |
| 71           | Wulf, Thomas                                     | 7/10/2006                                   |            |
| 72           | Secom Communications 2                           | 7/11/2006                                   |            |
| 73           | Commonwealth Repeater Services, Inc.             | 7/12/2006                                   |            |
| 74           | Lely, Gerald                                     | 7/12/2006                                   |            |
| 75           | Mammoth June Ski Resort, Inc.                    | 7/12/2006                                   |            |
| 76           | Triangle Wireless Inc                            | 7/12/2006                                   |            |
| 77           | Prentiss Properties (rebanding)                  | 7/13/2006                                   |            |
| 78           | Wilbur Ellis Company DBA Helm Fertilizers        | 7/14/2006                                   |            |
| 79           | F & D Enterprises Inc.                           | 7/17/2006                                   |            |
| 80           | Salvation Army Harrisburg                        | 7/17/2006                                   |            |
| 81           | Denver Radio Electronics & Technology            | 7/19/2006                                   |            |
| 82           | Shledon Gwyneth A # 4 (swap)                     | 7/20/2006                                   |            |
| 83           | Clean Water Services                             | 7/21/2006                                   |            |
| 84           | Central Jersey Irrigation                        | 7/24/2006                                   |            |
| 85           | Rocky Mountain Motorists Inc.                    | 7/24/2006                                   |            |
| 86           | M S Concrete                                     | 7/26/2006                                   |            |
| 87           | Radisson Hotel and Conference Center             | 7/26/2006                                   |            |
| 88           | San Jose Unified School District                 | 7/27/2006                                   |            |
| 89           | Aluminium Company of America 1                   | 7/28/2006                                   |            |
| 90           | Easton, Town of                                  | 7/28/2006                                   |            |
| 91           | Henry Nelch & Son Co                             | 7/28/2006                                   |            |
| 92           | Irving Materials                                 | 7/28/2006                                   |            |
| 93           | A Teichert & Son Contract                        | 8/1/2006                                    |            |
| 94           | Blankenbechler, Steve                            | 8/1/2006                                    |            |
| 95           | Church of Jesus Christ of LDS                    | 8/1/2006                                    |            |
| 96           | Community Repeater Guidance CA                   | 8/1/2006                                    |            |
| 97           | Mandalay Corp                                    | 8/3/2006                                    |            |
| 98           | Total Networks Communications Inc                | 8/3/2006                                    |            |
| 99           | Jeffersonville, City of                          | 8/4/2006                                    |            |
| 100          | Lyon, Corey M                                    | 8/4/2006                                    |            |
| 101          | Sangamon, County of (Courthouse)                 | 8/4/2006                                    |            |
| 102          | CU Radio Enterprises, Inc.                       | 8/8/2006                                    |            |
| 103          | CSI Communications d/b/a Day Wireless Systems    | 8/9/2006                                    |            |
| 104          | Lectro Communications Inc.                       | 8/9/2006                                    |            |
| 105          | London Towncars Inc                              | 8/9/2006                                    |            |
| 106          | Tilden, Robert                                   | 8/9/2006                                    |            |
| 107          | E&J Gallo Winery                                 | 8/14/2006                                   |            |
| 108          | Donald, C. Alger                                 | 8/15/2006                                   |            |
| 109          | Hardy Plumbing , Heating & Air Conditioning, Inc | 8/15/2006                                   |            |
| 110          | Shearer Communications                           | 8/15/2006                                   |            |
| 111          | Steuben County 3                                 | 8/15/2006                                   |            |
| 112          | Whitley County Consolidated Schools              | 8/16/2006                                   |            |
| 113          | Cook Dupage Transportation                       | 8/21/2006                                   |            |
| 114          | Wheatridge, City of                              | 8/21/2006                                   |            |
| 115          | Boston Properties limited Partnership            | 8/24/2006                                   |            |
| 116          | Excalibur Hotel Casino                           | 8/28/2006                                   |            |
| 117          | Shuluk, Greg                                     | 8/28/2006                                   |            |



Appendix 8  
Summary of Stage 1 FRAs that have Closed, as of September 30, 2017

| Stage 1 FRAs |   |   |            |
|--------------|---|---|------------|
|              | Deal Name                                     | TA Completion Certification<br>Receipt Date | Deal Count |
| 118          | Technology Associates, LLC                    | 8/29/2006                                   |            |
| 119          | The Boeing Company                            | 8/29/2006                                   |            |
| 120          | Fruit Belt Service Co. Inc                    | 8/30/2006                                   |            |
| 121          | Levi Strauss & Co                             | 8/30/2006                                   |            |
| 122          | Veach, Dorothy                                | 8/30/2006                                   |            |
| 123          | Fowlkes, Edddie                               | 8/31/2006                                   |            |
| 124          | Methvin, Madeline                             | 9/5/2006                                    |            |
| 125          | Denver Public Schools                         | 9/6/2006                                    |            |
| 126          | Waste Management Holdings Inc. (2)            | 9/6/2006                                    |            |
| 127          | Granite Contruction Company                   | 9/8/2006                                    |            |
| 128          | Sangamon, County of (Mobile Data)             | 9/8/2006                                    |            |
| 129          | Upper Merion, Township of                     | 9/8/2006                                    |            |
| 130          | Jung, Mark                                    | 9/11/2006                                   |            |
| 131          | Ferma Corp                                    | 9/20/2006                                   |            |
| 132          | State Farm Mutual Automobile Insurance Co (2) | 9/26/2006                                   |            |
| 133          | State Farm Mutual Automobile Insurance Co (4) | 9/27/2006                                   |            |
| 134          | Mobile Radio of Kokomo Inc.                   | 10/5/2006                                   |            |
| 135          | Aeronautical Radio - NJ                       | 10/6/2006                                   |            |
| 136          | Stamford Fire Department                      | 10/6/2006                                   |            |
| 137          | NBC Telemundo License Company                 | 10/9/2006                                   |            |
| 138          | New Star Fresh Foods LLC                      | 10/9/2006                                   |            |
| 139          | Illinois, State of                            | 10/12/2006                                  |            |
| 140          | Crane, Bert                                   | 10/13/2006                                  |            |
| 141          | Petry, Gay                                    | 10/17/2006                                  |            |
| 142          | Wireless Connections LLC                      | 10/17/2006                                  |            |
| 143          | Ihilani Rebanding                             | 10/20/2006                                  |            |
| 144          | Wright Jr, Gary L                             | 10/23/2006                                  |            |
| 145          | Waterbury, City of                            | 10/24/2006                                  |            |
| 146          | Dorler Communications Company                 | 11/1/2006                                   |            |
| 147          | Conley, George                                | 11/2/2006                                   |            |
| 148          | Deere & Company                               | 11/2/2006                                   |            |
| 149          | TKT INC                                       | 11/2/2006                                   |            |
| 150          | Morgan, County of (WV)                        | 11/10/2006                                  |            |
| 151          | Rock County, WI                               | 11/13/2006                                  |            |
| 152          | Globeground North America LLC                 | 11/20/2006                                  |            |
| 153          | Windham, Town of                              | 11/20/2006                                  |            |
| 154          | Duncan Gordon L                               | 11/21/2006                                  |            |
| 155          | Baker Rock Crushing Company                   | 11/27/2006                                  |            |
| 156          | Comcast of Connecticut, Inc.                  | 11/27/2006                                  |            |
| 157          | G & G Communications Inc. Rebanding           | 11/27/2006                                  |            |
| 158          | Brooks, Janis                                 | 12/1/2006                                   |            |
| 159          | Mountaire Farms                               | 12/5/2006                                   |            |
| 160          | Mathews Ferderick and Chas                    | 12/6/2006                                   |            |
| 161          | Triple C Communications                       | 12/6/2006                                   |            |
| 162          | Wecom Inc.                                    | 12/6/2006                                   |            |
| 163          | Mid - State Mobile Radio Inc.                 | 12/8/2006                                   |            |
| 164          | Hampden Communication Corp                    | 12/12/2006                                  |            |
| 165          | Weleccki, Alan M                              | 12/28/2006                                  |            |
| 166          | Connecticut State of , CCSU                   | 1/8/2007                                    |            |
| 167          | Hartford Hospital                             | 1/19/2007                                   |            |
| 168          | Mc Clatchy Newspaper Inc.                     | 1/19/2007                                   |            |
| 169          | Willard Agri Svc                              | 1/19/2007                                   |            |
| 170          | K & A Mutual Associates Inc.                  | 1/23/2007                                   |            |
| 171          | K5 Contruction                                | 1/24/2007                                   |            |
| 172          | Dole Fresh Fruit                              | 1/25/2007                                   |            |
| 173          | New Haven, City of                            | 1/25/2007                                   |            |
| 174          | Wille Brother Company                         | 1/25/2007                                   |            |
| 175          | Baltimore Gas & Electric Company              | 1/26/2007                                   |            |
| 176          | Emergency Radio Services Inc. 2               | 1/29/2007                                   |            |

Appendix 8  
Summary of Stage 1 FRAs that have Closed, as of September 30, 2017

| Stage 1 FRAs |   |   |            |
|--------------|---|---|------------|
|              | Deal Name                                 | TA Completion Certification<br>Receipt Date | Deal Count |
| 177          | KLL Wireless, INC                         | 1/29/2007                                   |            |
| 178          | Adler, Philip                             | 2/1/2007                                    |            |
| 179          | William A. Hazel                          | 2/2/2007                                    |            |
| 180          | Stoller Construction                      | 2/5/2007                                    |            |
| 181          | Frederick County, MD Board of Education   | 2/8/2007                                    |            |
| 182          | R. W. Miller & Sons Inc                   | 2/8/2007                                    |            |
| 183          | Frederick County, MD                      | 2/9/2007                                    |            |
| 184          | Frontier Radio                            | 2/12/2007                                   |            |
| 185          | Aggregate Inc.                            | 2/15/2007                                   |            |
| 186          | Caterpillar                               | 2/15/2007                                   |            |
| 187          | Joseph J Albanese Inc                     | 2/15/2007                                   |            |
| 188          | Brenner, Jerry                            | 2/21/2007                                   |            |
| 189          | JTE Enterprises                           | 2/21/2007                                   |            |
| 190          | Insight Communications Midwest LLC        | 2/26/2007                                   |            |
| 191          | Mary Ellen Brewer (Lundy)                 | 2/26/2007                                   |            |
| 192          | Nevada Ready Mix II                       | 2/27/2007                                   |            |
| 193          | Sonoma County, CA                         | 3/1/2007                                    |            |
| 194          | WP Company LLC                            | 3/2/2007                                    |            |
| 195          | Lockheed Martin Corporation               | 3/6/2007                                    |            |
| 196          | Sprague, Town of                          | 3/6/2007                                    |            |
| 197          | Chaney Enterprises (2)                    | 3/8/2007                                    |            |
| 198          | County of Ocean New Jersey                | 3/15/2007                                   |            |
| 199          | Glastonbury Police Department             | 3/15/2007                                   |            |
| 200          | Praire Group Inc.                         | 3/15/2007                                   |            |
| 201          | Radon - Norcom                            | 3/15/2007                                   |            |
| 202          | Soundview Spectrum, LLC                   | 3/15/2007                                   |            |
| 203          | Hawaii, State of                          | 3/16/2007                                   |            |
| 204          | Metro Electronics                         | 3/16/2007                                   |            |
| 205          | Rhode Island, State of                    | 3/20/2007                                   |            |
| 206          | Meriden, City of                          | 3/21/2007                                   |            |
| 207          | XW LLC #2 (swap)                          | 3/21/2007                                   |            |
| 208          | Mirage Resorts Inc.                       | 3/26/2007                                   |            |
| 209          | Gerawan Farming (Re-band)                 | 3/27/2007                                   |            |
| 210          | Horizon Mobile Communications Inc.        | 3/29/2007                                   |            |
| 211          | Trenton, City of                          | 4/6/2007                                    |            |
| 212          | Montgomery Shuttle                        | 4/11/2007                                   |            |
| 213          | Central Bucks School District             | 4/13/2007                                   |            |
| 214          | Motient (Deal I - L120)                   | 4/17/2007                                   |            |
| 215          | First Student, Inc.                       | 4/19/2007                                   |            |
| 216          | Motorola (2)                              | 4/20/2007                                   |            |
| 217          | Durham School services - CHI, IL          | 5/1/2007                                    |            |
| 218          | Durham School services - PHI, PA          | 5/1/2007                                    |            |
| 219          | Durham School Services - North CA         | 5/1/2007                                    |            |
| 220          | Sun Cab Inc dba Nellis Cab Company        | 5/11/2007                                   |            |
| 221          | PG & E (Re-Band)                          | 5/15/2007                                   |            |
| 222          | Pennington, Agnes                         | 5/15/2007                                   |            |
| 223          | Adams, Don Jr.                            | 5/17/2007                                   |            |
| 224          | Anderson, Glen                            | 5/18/2007                                   |            |
| 225          | Durham School Services - Decatur, IL      | 5/23/2007                                   |            |
| 226          | Rheins, Joy 2                             | 5/23/2007                                   |            |
| 227          | Townsend Booth                            | 5/23/2007                                   |            |
| 228          | Hudson General -NY                        | 5/24/2007                                   |            |
| 229          | Colorado, State of ( L-120)               | 5/30/2007                                   |            |
| 230          | Vectren Corporation/ Indiana Gas Co. Inc. | 5/31/2007                                   |            |
| 231          | New York Communications Company Inc.      | 6/1/2007                                    |            |
| 232          | O'Hare Midway Limousine Svcs, Inc.        | 6/4/2007                                    |            |
| 233          | Cumberland, County of                     | 6/5/2007                                    |            |
| 234          | Reilly, Phillip                           | 6/5/2007                                    |            |
| 235          | Cohen, Eliahu                             | 6/11/2007                                   |            |

Appendix 8  
Summary of Stage 1 FRAs that have Closed, as of September 30, 2017

| Stage 1 FRAs |  |   |            |
|--------------|--|---|------------|
|              | Deal Name                                | TA Completion Certification<br>Receipt Date | Deal Count |
| 236          | Orosz, Joseph Rebanding                  | 6/11/2007                                   |            |
| 237          | Hernandez, David A                       | 6/12/2007                                   |            |
| 238          | Olde City Taxi Coach Association, Inc.   | 6/14/2007                                   |            |
| 239          | RCMH Car Company, Inc. 2                 | 6/14/2007                                   |            |
| 240          | Ragan Communications, Inc #3 (swap)      | 6/22/2007                                   |            |
| 241          | David Whiteside                          | 6/26/2007                                   |            |
| 242          | Ready Mixed Concrete Company             | 6/26/2007                                   |            |
| 243          | Bethlehem, City of                       | 6/27/2007                                   |            |
| 244          | Cure Brothers                            | 6/28/2007                                   |            |
| 245          | Desilva Gates Const.                     | 7/2/2007                                    |            |
| 246          | Mora, Albert                             | 7/2/2007                                    |            |
| 247          | Academy Express                          | 7/10/2007                                   |            |
| 248          | Thelen Sand & Gravel Inc                 | 7/10/2007                                   |            |
| 249          | Illinois Power Company                   | 7/12/2007                                   |            |
| 250          | RSK World, Inc. Rebanding                | 7/17/2007                                   |            |
| 251          | VCF Inc.                                 | 7/24/2007                                   |            |
| 252          | John E Sola Estate                       | 7/25/2007                                   |            |
| 253          | ANAT, LLC Rebanding                      | 8/31/2007                                   |            |
| 254          | Egg Harbor, Township of                  | 9/7/2007                                    |            |
| 255          | Atlantic, County of                      | 10/3/2007                                   |            |
| 256          | Browning Ferris Industries, Inc. 2005    | 10/3/2007                                   |            |
| 257          | Montgomery, County of 2005               | 10/24/2007                                  |            |
| 258          | York Cable Television                    | 10/24/2007                                  |            |
| 259          | Union, County of                         | 10/25/2007                                  |            |
| 260          | PCS Communications                       | 11/19/2007                                  |            |
| 261          | Craig Antenna Service 2                  | 12/20/2007                                  |            |
| 262          | Ray's Radio #2                           | 1/11/2008                                   |            |
| 263          | DuPage, County of                        | 1/14/2008                                   |            |
| 264          | Nevada Ready Mix                         | 1/15/2008                                   |            |
| 265          | Johnson, County of                       | 1/31/2008                                   |            |
| 266          | MCM Construction # 2 Swap                | 2/20/2008                                   |            |
| 267          | Township of Berkeley                     | 3/10/2008                                   |            |
| 268          | Murray City Power Department             | 3/13/2008                                   |            |
| 269          | Redland Genstar Inc.                     | 3/25/2008                                   |            |
| 270          | Peltzer Farm Management, Inc.            | 3/31/2008                                   |            |
| 271          | Harris Communications / A-1-A TA Inc.    | 4/14/2008                                   |            |
| 272          | Hudson, County of                        | 4/24/2008                                   |            |
| 273          | Peco Energy Company                      | 4/29/2008                                   |            |
| 274          | Hale, Robert                             | 5/6/2008                                    |            |
| 275          | Chesterfield County, VA                  | 5/9/2008                                    |            |
| 276          | Laidlaw Transit                          | 5/20/2008                                   |            |
| 277          | Myers + Brown # 6                        | 5/27/2008                                   |            |
| 278          | United Communications Co                 | 5/27/2008                                   |            |
| 279          | Virginia Commonwealth of DMV             | 5/27/2008                                   |            |
| 280          | Virginia, Commonwealth of - CNU          | 5/27/2008                                   |            |
| 281          | Wireless US, LLC                         | 6/10/2008                                   |            |
| 282          | Concord Body Repair LLC                  | 6/11/2008                                   |            |
| 283          | Computer Car Inc.                        | 6/30/2008                                   |            |
| 284          | Anheuser Busch Wave 1                    | 7/16/2008                                   |            |
| 285          | Quicksilver Express Courier              | 8/8/2008                                    |            |
| 286          | Ocean City, Town of                      | 10/1/2008                                   |            |
| 287          | United Illuminating Company              | 10/14/2008                                  |            |
| 288          | Illinois Cooperative Association, INV #4 | 10/23/2008                                  |            |
| 289          | Myers Brothers Inc                       | 10/23/2008                                  |            |
| 290          | State of Connecticut                     | 12/4/2008                                   |            |
| 291          | Helms Brothers                           | 1/22/2009                                   |            |
| 292          | Kuilima Resort Company Rebanding         | 1/22/2009                                   |            |
| 293          | Seabrook Joint Owners - Rebanding        | 1/26/2009                                   |            |
| 294          | Fresno Unified School District           | 2/2/2009                                    |            |

Appendix 8  
Summary of Stage 1 FRAs that have Closed, as of September 30, 2017

| Stage 1 FRAs |   |   |            |
|--------------|---|---|------------|
|              | Deal Name                                     | TA Completion Certification<br>Receipt Date | Deal Count |
| 295          | Ameren Services Company                       | 2/16/2009                                   |            |
| 296          | Regency Cab Inc.                              | 3/5/2009                                    |            |
| 297          | Roanoke, County of (VA)                       | 4/7/2009                                    |            |
| 298          | Chevron USA Inc                               | 5/6/2009                                    |            |
| 299          | MARYLAND, STATE OF- MDOT- MAA                 | 5/6/2009                                    |            |
| 300          | Charter, Tom or Perry DBA - T&P Farms         | 5/21/2009                                   |            |
| 301          | Essex, County of                              | 5/21/2009                                   |            |
| 302          | Mashpee, Town of                              | 5/21/2009                                   |            |
| 303          | New Jersey Turnpike Authority                 | 5/21/2009                                   |            |
| 304          | Roy Street Enterprises Inc.                   | 5/21/2009                                   |            |
| 305          | Sandwich, Town of                             | 5/21/2009                                   |            |
| 306          | California State Auto Assn.                   | 5/29/2009                                   |            |
| 307          | G & P Communications                          | 6/12/2009                                   |            |
| 308          | Smith, Michael D                              | 6/22/2009                                   |            |
| 309          | Susquehanna Township                          | 6/24/2009                                   |            |
| 310          | Passaic, City of                              | 6/29/2009                                   |            |
| 311          | Fresno Mobile Radio                           | 7/17/2009                                   |            |
| 312          | Ledgemere- Maine                              | 7/17/2009                                   |            |
| 313          | Lectracom, Inc. 2                             | 8/4/2009                                    |            |
| 314          | FOB Inc.                                      | 9/1/2009                                    |            |
| 315          | Norfolk, City of                              | 9/1/2009                                    |            |
| 316          | Manassas, City of                             | 9/22/2009                                   |            |
| 317          | Maryland, State of - Rebanding                | 9/22/2009                                   |            |
| 318          | Portland, City of                             | 10/8/2009                                   |            |
| 319          | WCCCA   | 10/12/2009                                  |            |
| 320          | City Pic Corporation                          | 10/20/2009                                  |            |
| 321          | Tarco Inc.                                    | 10/28/2009                                  |            |
| 322          | Bristol, County of (MA)                       | 11/6/2009                                   |            |
| 323          | Radio Services Inc                            | 11/11/2009                                  |            |
| 324          | Bourne, Town of                               | 12/1/2009                                   |            |
| 325          | Colmar Fire Company                           | 1/6/2010                                    |            |
| 326          | Mobile Telephone & Paging #2                  | 3/8/2010                                    |            |
| 327          | La Rue Communications                         | 3/15/2010                                   |            |
| 328          | New Jersey, State of                          | 4/14/2010                                   |            |
| 329          | Pataco, Nancy 2                               | 5/11/2010                                   |            |
| 330          | Cambridge, City of (MA)                       | 6/25/2010                                   |            |
| 331          | Western Messenger Service Inc.                | 8/13/2010                                   |            |
| 332          | Industrial Communications Co                  | 8/16/2010                                   |            |
| 333          | Consolidated Edison Company of New York, Inc. | 12/9/2010                                   |            |
| 334          | Henrico County Public Schools VA              | 12/14/2010                                  |            |
| 335          | Island SMR # 4 ( re-band)                     | 2/28/2011                                   |            |
| 336          | Telebeeper Continental US EA Swap             | 8/16/2011                                   |            |
| 337          | Baltimore, County of                          | 2/20/2012                                   |            |
| 338          | Reading, City of (2)                          | 4/12/2012                                   |            |
| 339          | Commonwealth of Massachusetts                 | 1/22/2013                                   |            |
| 340          | Richmond, City of VA                          | 1/29/2013                                   |            |
| 341          | Suffolk, City of                              | 8/7/2013                                    |            |
| 342          | Allen Wireless Group 1                        | 1/8/2014                                    |            |
| 343          | Slater Communication & Electronic # 2         | 1/15/2014                                   |            |
| 344          | Chicago, City of (PAWS DATA)                  | 2/11/2014                                   |            |
| 345          | Mobile Relay Associates                       | 3/11/2014                                   |            |
| 346          | SEPTRAN 2                                     | 10/22/2014                                  |            |
| 347          | WASHINGTON, STATE OF                          | 3/30/2015                                   |            |
| 348          | Montgomery, County of                         | 4/24/2015                                   |            |
| 349          | Newport News, City of                         | 12/2/2015                                   |            |
| 350          | Virginia Beach, City of (Stage 1)             | 2/22/2016                                   |            |
| 351          | DISTRICT OF COLUMBIA, DC (MW-COG)             | 5/18/2016                                   |            |
|              | <b>Subtotal FRA count for Wave 1</b>          |   | <b>351</b> |

Appendix 8  
Summary of Stage 1 FRAs that have Closed, as of September 30, 2017

| Stage 1 FRAs  |   |   |            |
|---------------|---|---|------------|
|               | Deal Name                                     | TA Completion Certification<br>Receipt Date | Deal Count |
| <b>Wave 2</b> |   |   |            |
| 1             | Idaho Supreme Potatoes                        | 1/3/2006                                    |            |
| 2             | Maplewood, City of                            | 1/3/2006                                    |            |
| 3             | Raft River Rural Electric Corp                | 1/6/2006                                    |            |
| 4             | Zenk, John                                    | 1/10/2006                                   |            |
| 5             | Lees Summit Board of Education                | 1/17/2006                                   |            |
| 6             | Nebco Inc.                                    | 2/27/2006                                   |            |
| 7             | Electronic Specialties, Inc                   | 3/8/2006                                    |            |
| 8             | Lyondell Citgo                                | 3/27/2006                                   |            |
| 9             | McMahon, Eric                                 | 4/15/2006                                   |            |
| 10            | First Student, Inc.                           | 4/17/2006                                   |            |
| 11            | Fischer, Craig D                              | 4/21/2006                                   |            |
| 12            | Steier, Tim                                   | 4/24/2006                                   |            |
| 13            | Metro Communications LLC                      | 4/27/2006                                   |            |
| 14            | Seba Bros Farms Inc                           | 4/27/2006                                   |            |
| 15            | Triple D Communications Inc                   | 4/27/2006                                   |            |
| 16            | Hewlett Packard Company Inc.                  | 5/5/2006                                    |            |
| 17            | Malavia, Jim                                  | 5/9/2006                                    |            |
| 18            | Mid Tennessee third Mobile                    | 5/9/2006                                    |            |
| 19            | Battles Communications 2                      | 5/15/2006                                   |            |
| 20            | Cox Communications - Wichita, KS              | 5/15/2006                                   |            |
| 21            | Minnesota, State of                           | 5/15/2006                                   |            |
| 22            | Radioland Inc.                                | 5/15/2006                                   |            |
| 23            | Smith, Eleanor (2)                            | 5/18/2006                                   |            |
| 24            | Best D & D                                    | 5/19/2006                                   |            |
| 25            | Stinnett Heater Treater Repairs               | 5/24/2006                                   |            |
| 26            | Epperson, Jimmy A.                            | 5/25/2006                                   |            |
| 27            | Graybill Electronics Inc.                     | 5/26/2006                                   |            |
| 28            | Myers, L E                                    | 6/2/2006                                    |            |
| 29            | J Lee Milligan                                | 6/6/2006                                    |            |
| 30            | Melba School District 136                     | 6/6/2006                                    |            |
| 31            | Roadrunner Transportation                     | 6/6/2006                                    |            |
| 32            | Boyar, Chris                                  | 6/9/2006                                    |            |
| 33            | Holsum Bakers Inc DBA Caprock Communications  | 6/9/2006                                    |            |
| 34            | Pine Bluff, City of, AR                       | 6/16/2006                                   |            |
| 35            | Kenton County Airport Board                   | 6/19/2006                                   |            |
| 36            | Minneapolis, City of                          | 6/20/2006                                   |            |
| 37            | Houston 900 Network                           | 6/23/2006                                   |            |
| 38            | Hopkins, Terry                                | 6/27/2006                                   |            |
| 39            | Balis, Gregory K                              | 6/28/2006                                   |            |
| 40            | Wood Communications 2                         | 6/28/2006                                   |            |
| 41            | Douglas E Morris Profit Sharing Trust         | 6/29/2006                                   |            |
| 42            | Scott Strouts DBA AMC Taxi                    | 7/5/2006                                    |            |
| 43            | Ashland Construction Communications           | 7/6/2006                                    |            |
| 44            | Butler, Edward                                | 7/6/2006                                    |            |
| 45            | West Central Communications 2                 | 7/12/2006                                   |            |
| 46            | North Kansas City, City of ( School District) | 7/13/2006                                   |            |
| 47            | TFM Comm Inc.                                 | 7/13/2006                                   |            |
| 48            | Fred Weber Inc.                               | 7/19/2006                                   |            |
| 49            | Estate of Joseph C Thames                     | 7/21/2006                                   |            |
| 50            | Allied Services LLC                           | 7/26/2006                                   |            |
| 51            | Herby, John                                   | 7/27/2006                                   |            |
| 52            | Alperowitz, Francine                          | 7/28/2006                                   |            |
| 53            | Leonardt, Bruno                               | 8/1/2006                                    |            |
| 54            | Champion Communications Services              | 8/3/2006                                    |            |
| 55            | Johnson, Christian                            | 8/3/2006                                    |            |
| 56            | Frontier El Dorado Refining                   | 8/4/2006                                    |            |
| 57            | Telebeep Inc.                                 | 8/4/2006                                    |            |
| 58            | Williamstown, City of                         | 8/7/2006                                    |            |

Appendix 8  
Summary of Stage 1 FRAs that have Closed, as of September 30, 2017

| Stage 1 FRAs |  |   |            |
|--------------|--|---|------------|
|              | Deal Name                                | TA Completion Certification<br>Receipt Date | Deal Count |
| 59           | 21st Century Wireless ( L120 Rebanding ) | 8/9/2006                                    |            |
| 60           | Molitor Farms Inc                        | 8/9/2006                                    |            |
| 61           | Bellar Communications Co                 | 8/14/2006                                   |            |
| 62           | Ames Construction Inc.                   | 8/15/2006                                   |            |
| 63           | Davis Jr, Clifton                        | 8/15/2006                                   |            |
| 64           | Craighead, County of AR                  | 8/16/2006                                   |            |
| 65           | Herby, Martha A                          | 8/16/2006                                   |            |
| 66           | Stier Transportation Services Inc.       | 8/18/2006                                   |            |
| 67           | Co Op Agriculture Center                 | 8/24/2006                                   |            |
| 68           | Miller, Cleo                             | 8/24/2006                                   |            |
| 69           | Minnesota Mobile Telephone               | 8/24/2006                                   |            |
| 70           | City of Dakota Dunes                     | 8/28/2006                                   |            |
| 71           | Lehman Roberts                           | 9/15/2006                                   |            |
| 72           | Watonwan Farm Service                    | 9/27/2006                                   |            |
| 73           | Hearthstone Enterprises Inc              | 10/3/2006                                   |            |
| 74           | Gateway Wireless Services 3              | 10/4/2006                                   |            |
| 75           | AVR Inc.                                 | 10/6/2006                                   |            |
| 76           | Airtel Wireless, LLC                     | 10/12/2006                                  |            |
| 77           | Michael Howell                           | 10/12/2006                                  |            |
| 78           | Action Radio & Communications INC        | 10/23/2006                                  |            |
| 79           | Aeronautical Radio Inc                   | 10/27/2006                                  |            |
| 80           | Richardson, TX City of                   | 10/30/2006                                  |            |
| 81           | Hopkins, City of                         | 10/31/2006                                  |            |
| 82           | Crittenden County, AR                    | 11/1/2006                                   |            |
| 83           | Schmidtke, Dave                          | 11/1/2006                                   |            |
| 84           | Midwest City                             | 11/2/2006                                   |            |
| 85           | Raabe, Richard                           | 11/8/2006                                   |            |
| 86           | C & W Comm (Steve Gill)                  | 11/9/2006                                   |            |
| 87           | John Knox Village                        | 11/10/2006                                  |            |
| 88           | Athens Utilities Board, TN               | 11/17/2006                                  |            |
| 89           | C S Leasing                              | 11/27/2006                                  |            |
| 90           | Dallas County, TX                        | 11/27/2006                                  |            |
| 91           | Aeronautical Radio - MS                  | 11/29/2006                                  |            |
| 92           | American Red Cross                       | 12/1/2006                                   |            |
| 93           | Eastman Chemical Company                 | 12/1/2006                                   |            |
| 94           | Union Carbide Corp                       | 12/8/2006                                   |            |
| 95           | Mustang, City of, OK                     | 12/15/2006                                  |            |
| 96           | Bismark, City of                         | 12/27/2006                                  |            |
| 97           | Chattanooga SMR Inc                      | 1/3/2007                                    |            |
| 98           | County Douglas - KS                      | 1/3/2007                                    |            |
| 99           | Griffin, Bryan                           | 1/3/2007                                    |            |
| 100          | Callahan Tower Joint Venture             | 1/5/2007                                    |            |
| 101          | Curtis Well Servicing                    | 1/10/2007                                   |            |
| 102          | Corey Seppmann Well Drilling             | 1/17/2007                                   |            |
| 103          | W G Block Co                             | 1/17/2007                                   |            |
| 104          | Xcel Energy Services Inc                 | 1/18/2007                                   |            |
| 105          | Brush,Peter                              | 2/1/2007                                    |            |
| 106          | Anchorage, City of                       | 2/5/2007                                    |            |
| 107          | Gem State                                | 2/5/2007                                    |            |
| 108          | Cemstone Products Company                | 2/7/2007                                    |            |
| 109          | Snyder, Kenneth C.                       | 2/8/2007                                    |            |
| 110          | Sater, Gary N.                           | 2/12/2007                                   |            |
| 111          | Mattson Well Company                     | 2/19/2007                                   |            |
| 112          | Crescent, The                            | 2/26/2007                                   |            |
| 113          | Ebenhyoh, Daniel                         | 2/26/2007                                   |            |
| 114          | Electronic Engineering Co. 3             | 2/26/2007                                   |            |
| 115          | Occidental Permian LTD                   | 2/26/2007                                   |            |
| 116          | Holes Inc                                | 2/27/2007                                   |            |
| 117          | Gerbus Bros Contruction Co               | 2/28/2007                                   |            |

Appendix 8  
Summary of Stage 1 FRAs that have Closed, as of September 30, 2017

| Stage 1 FRAs |  |   |            |
|--------------|--|---|------------|
|              | Deal Name  | TA Completion Certification<br>Receipt Date | Deal Count |
| 118          | SP100 South 5th Street LLC & SP150 South Street        | 3/5/2007                                    |            |
| 119          | SR Communications Associates                           | 3/6/2007                                    |            |
| 120          | Alpha Wireless Communications Inc.                     | 3/13/2007                                   |            |
| 121          | Wenner Farms   | 3/14/2007                                   |            |
| 122          | Hennepin County  | 3/15/2007                                   |            |
| 123          | Northwest Airlines                                     | 3/15/2007                                   |            |
| 124          | Young, Chris: Paschall, Larry A                        | 3/15/2007                                   |            |
| 125          | Boulder AG   | 3/20/2007                                   |            |
| 126          | Charleston Housing                                     | 3/22/2007                                   |            |
| 127          | Green Isle Countryside Farms                           | 3/28/2007                                   |            |
| 128          | JP Jenkins, Inc.                                       | 3/28/2007                                   |            |
| 129          | Comm Center /Phoenix Distributing                      | 4/3/2007                                    |            |
| 130          | Atofina Petrochemicals Inc                             | 4/9/2007                                    |            |
| 131          | W A Ellis Construction Company                         | 4/9/2007                                    |            |
| 132          | Sebastian, County of, AR                               | 4/13/2007                                   |            |
| 133          | G & D Communications                                   | 4/19/2007                                   |            |
| 134          | Intermountain Communications of Southern Idaho Inc. #6 | 5/2/2007                                    |            |
| 135          | Berry Hill, City of                                    | 5/14/2007                                   |            |
| 136          | Durham School Services - MO                            | 5/14/2007                                   |            |
| 137          | Raymer, Joe R  | 5/17/2007                                   |            |
| 138          | Minnesota, State of - Dept. of Corrections             | 5/18/2007                                   |            |
| 139          | Ford Communications                                    | 5/24/2007                                   |            |
| 140          | JRJ Paving   | 5/24/2007                                   |            |
| 141          | Leavenworth, County of, KS                             | 6/4/2007                                    |            |
| 142          | Chevron Phillips Chemical Co LP                        | 6/7/2007                                    |            |
| 143          | Main Street Partners                                   | 6/7/2007                                    |            |
| 144          | Challenger Construction INC.                           | 6/11/2007                                   |            |
| 145          | Grant County, AR                                       | 6/11/2007                                   |            |
| 146          | A Communications LLC                                   | 6/12/2007                                   |            |
| 147          | Aldredge, RW:Kay, AP:Weishuhn G                        | 7/2/2007                                    |            |
| 148          | Hertz Rent A Car                                       | 7/2/2007                                    |            |
| 149          | Lexington Fayette Urban County Government              | 7/5/2007                                    |            |
| 150          | MO ARK Communications Inc.                             | 7/10/2007                                   |            |
| 151          | Airport Fast Park                                      | 7/23/2007                                   |            |
| 152          | Bass Enterprises Construction Company                  | 7/23/2007                                   |            |
| 153          | Central Communications & Electronics                   | 7/26/2007                                   |            |
| 154          | Bridgeport Tank Trucks                                 | 8/15/2007                                   |            |
| 155          | Gladstone, City of                                     | 8/24/2007                                   |            |
| 156          | Peacock, John F  | 8/24/2007                                   |            |
| 157          | Bliss, Robert D  | 10/10/2007                                  |            |
| 158          | Baptist Medical System                                 | 10/17/2007                                  |            |
| 159          | Hillard, Harold 2                                      | 10/17/2007                                  |            |
| 160          | Laidlaw (Wave 2 and 4)                                 | 10/18/2007                                  |            |
| 161          | Capital Aggregates Inc                                 | 10/23/2007                                  |            |
| 162          | Meek,Larry ( Rebanding)                                | 10/23/2007                                  |            |
| 163          | City of Derby  | 11/16/2007                                  |            |
| 164          | Septran, Inc.  | 12/12/2007                                  |            |
| 165          | Grays Knob Coal Co                                     | 1/10/2008                                   |            |
| 166          | Denton, City of  | 1/14/2008                                   |            |
| 167          | Self Radio, Inc. and Self Brothers Oil Company         | 2/18/2008                                   |            |
| 168          | Sedgwick, County of, KS                                | 2/19/2008                                   |            |
| 169          | Kansas, State of                                       | 3/10/2008                                   |            |
| 170          | Entergy  | 3/14/2008                                   |            |
| 171          | Mobil Oil Telcom LTD                                   | 3/21/2008                                   |            |
| 172          | Mid American Energy Company                            | 4/29/2008                                   |            |
| 173          | Anheuser Busch   | 5/5/2008                                    |            |
| 174          | Covington, City of                                     | 5/27/2008                                   |            |
| 175          | Levake, Martin 2005                                    | 5/27/2008                                   |            |
| 176          | WASTE CONNECTIONS OF TENNESSEE                         | 6/10/2008                                   |            |

Appendix 8  
Summary of Stage 1 FRAs that have Closed, as of September 30, 2017

| Stage 1 FRAs  |  |   |            |
|---------------|--|---|------------|
|               | Deal Name  | TA Completion Certification<br>Receipt Date | Deal Count |
| 177           | Quicksilver Express Courier                            | 7/16/2008                                   |            |
| 178           | Burkhardt, Phillip                                     | 7/17/2008                                   |            |
| 179           | CenterPoint Energy Gas Transmission                    | 8/7/2008                                    |            |
| 180           | Pitcock and Williams                                   | 10/1/2008                                   |            |
| 181           | First Digital Holdings LLC                             | 10/20/2008                                  |            |
| 182           | Conway, City of, AR                                    | 10/21/2008                                  |            |
| 183           | Conduff, Archie  | 11/18/2008                                  |            |
| 184           | ConocoPhillips Communications Inc.                     | 12/19/2008                                  |            |
| 185           | McClellan, Odis  | 5/21/2009                                   |            |
| 186           | Williamson, Bruce ( EA & Site License)                 | 5/29/2009                                   |            |
| 187           | Adler, Susan   | 7/16/2009                                   |            |
| 188           | Duke Energy (rebanding)                                | 7/17/2009                                   |            |
| 189           | Gulf Coast Electronics                                 | 7/17/2009                                   |            |
| 190           | Rainbow Taxi Corp                                      | 7/28/2009                                   |            |
| 191           | Hamilton, County of, TN                                | 8/1/2009                                    |            |
| 192           | Fayette, County of                                     | 9/1/2009                                    |            |
| 193           | Cincinnati, City Of, OH                                | 10/20/2009                                  |            |
| 194           | Gossett, Ron and Barbara                               | 11/9/2009                                   |            |
| 195           | Enogex   | 11/10/2009                                  |            |
| 196           | CenterPoint Energy, Inc.                               | 12/30/2009                                  |            |
| 197           | Morgan, William A                                      | 1/26/2010                                   |            |
| 198           | Arlington ISD  | 1/28/2010                                   |            |
| 199           | Houston ISD  | 2/18/2010                                   |            |
| 200           | Brandywine   | 4/27/2010                                   |            |
| 201           | Aquila Inc   | 5/17/2010                                   |            |
| 202           | Hare, Gregory  | 10/21/2010                                  |            |
| 203           | Cartwright Communication Technology, Inc.              | 11/23/2010                                  |            |
| 204           | Western Communications ESMR EA Swap                    | 1/21/2011                                   |            |
| 205           | Allen Wireless Group II - Wave 2                       | 11/9/2011                                   |            |
| 206           | CHATTANOOGA, CITY OF, TN                               | 2/23/2015                                   |            |
|               | <b>Subtotal FRA count for Wave 2</b>                   |   | <b>206</b> |
| <b>Wave 3</b> |  |   |            |
| 1             | Cargill Juice North America, Inc.                      | 1/3/2006                                    |            |
| 2             | Time Warner Entertainment-Advance/Nethouse Partnership | 3/29/2006                                   |            |
| 3             | North Communications of PR                             | 5/10/2006                                   |            |
| 4             | Curry and Company Plumbing                             | 5/11/2006                                   |            |
| 5             | Wilemon, Jerry W                                       | 5/17/2006                                   |            |
| 6             | Highland Wireless Services, L.L.C.                     | 5/23/2006                                   |            |
| 7             | Boulware, Winston                                      | 6/20/2006                                   |            |
| 8             | Rodd Electronics Contract                              | 6/29/2006                                   |            |
| 9             | Ben Hill Griffin                                       | 7/11/2006                                   |            |
| 10            | Modern Communications of Greenville Mississippi        | 7/11/2006                                   |            |
| 11            | Shreveport Communications                              | 7/11/2006                                   |            |
| 12            | Quadratics Inc.  | 7/14/2006                                   |            |
| 13            | Bright House Networks, LLC                             | 7/19/2006                                   |            |
| 14            | Houston County of AL                                   | 7/21/2006                                   |            |
| 15            | Fulk, Gray L.  | 7/26/2006                                   |            |
| 16            | Lykes Brothers Inc                                     | 8/1/2006                                    |            |
| 17            | Byrd, Alan P   | 8/3/2006                                    |            |
| 18            | Ingram Grove Service Inc                               | 8/9/2006                                    |            |
| 19            | Tri Co Communications                                  | 8/10/2006                                   |            |
| 20            | Gastonia, city of , NC                                 | 8/15/2006                                   |            |
| 21            | Louisburg, Town of, NC                                 | 8/15/2006                                   |            |
| 22            | Mears Destination Services                             | 8/15/2006                                   |            |
| 23            | Morganton, City of, NC                                 | 8/28/2006                                   |            |
| 24            | Ashford, City of, AL                                   | 8/30/2006                                   |            |
| 25            | Supershuttle International                             | 9/6/2006                                    |            |
| 26            | White, James   | 9/8/2006                                    |            |
| 27            | AFLAC  | 9/15/2006                                   |            |



Appendix 8  
Summary of Stage 1 FRAs that have Closed, as of September 30, 2017

| Stage 1 FRAs |  |   |            |
|--------------|--|---|------------|
|              | Deal Name  | TA Completion Certification<br>Receipt Date | Deal Count |
| 28           | Waters Brothers Contracting                              | 9/15/2006                                   |            |
| 29           | Buddys Phone Patching Inc.                               | 9/20/2006                                   |            |
| 30           | State Farm Mutual Automobile Insurance Co (3)            | 9/27/2006                                   |            |
| 31           | Oxford, City of, NC                                      | 10/6/2006                                   |            |
| 32           | Rabalais Jr, Ronald J                                    | 10/11/2006                                  |            |
| 33           | BJM and Associated Inc                                   | 10/17/2006                                  |            |
| 34           | CellSMR South Inc  | 10/17/2006                                  |            |
| 35           | Saint Joseph Hospital INC                                | 10/17/2006                                  |            |
| 36           | Wireless Technology Equipment Company Inc                | 10/27/2006                                  |            |
| 37           | Two Way Communications, Inc. LA                          | 11/2/2006                                   |            |
| 38           | Woodard Communications Corporation                       | 11/8/2006                                   |            |
| 39           | Waste Services of Florida                                | 11/17/2006                                  |            |
| 40           | Everglades Communications Inc                            | 11/20/2006                                  |            |
| 41           | Charlotte, City of, NC                                   | 11/21/2006                                  |            |
| 42           | Tampa Electric Company                                   | 11/21/2006                                  |            |
| 43           | Action Community Center                                  | 11/27/2006                                  |            |
| 44           | Washington, County of, FL                                | 11/27/2006                                  |            |
| 45           | Tallulah, City of, LA                                    | 11/29/2006                                  |            |
| 46           | Madison, Parish of, LA                                   | 11/30/2006                                  |            |
| 47           | Vestavia Hills, City Of, AL                              | 12/6/2006                                   |            |
| 48           | CNF Transportation Inc.                                  | 12/8/2006                                   |            |
| 49           | Patterson Communications & Electronics                   | 12/11/2006                                  |            |
| 50           | Tallapoosa, County Of, AL                                | 12/11/2006                                  |            |
| 51           | Haralson, County Of, GA                                  | 12/13/2006                                  |            |
| 52           | Jack M Berry Inc.  | 12/13/2006                                  |            |
| 53           | ARC TRANSIT INC  | 12/15/2006                                  |            |
| 54           | Electronic Maintenance Company                           | 12/19/2006                                  |            |
| 55           | Hattiesburg-Laurel Regional Airport Authority, MS        | 12/27/2006                                  |            |
| 56           | Perry, County of   | 12/27/2006                                  |            |
| 57           | Florida, State of - Ranger Drainage District             | 12/28/2006                                  |            |
| 58           | S C Department Of Mental Health, SC                      | 1/3/2007                                    |            |
| 59           | Columbus, City of, GA                                    | 1/17/2007                                   |            |
| 60           | FLOYD HEALTHCARE MANAGEMENT INC DBA FLOYD MEDICAL CENTER | 1/17/2007                                   |            |
| 61           | Horn Lake, City of, MS                                   | 1/18/2007                                   |            |
| 62           | GWINNETT, COUNTY OF, GA                                  | 1/30/2007                                   |            |
| 63           | Louisiana Transit Company Inc.                           | 1/30/2007                                   |            |
| 64           | Palm Beach County Solid Waste Authority                  | 1/31/2007                                   |            |
| 65           | Donn Barr - Virgin Islands                               | 2/2/2007                                    |            |
| 66           | North Carolina, State of - DOC                           | 2/2/2007                                    |            |
| 67           | Neighborly Care Network, Inc.                            | 2/12/2007                                   |            |
| 68           | Alpharetta, City of, GA                                  | 2/15/2007                                   |            |
| 69           | Sugar Cane Growers                                       | 2/15/2007                                   |            |
| 70           | United States Sugar Corporation                          | 2/15/2007                                   |            |
| 71           | Gaston, County of, NC                                    | 2/21/2007                                   |            |
| 72           | Monroe - Southern  | 2/22/2007                                   |            |
| 73           | M. E. Diversified Electronics, Inc                       | 2/23/2007                                   |            |
| 74           | Purser, Mark   | 2/26/2007                                   |            |
| 75           | Florida Hospital   | 2/27/2007                                   |            |
| 76           | LAWRENCEVILLE, CITY OF, GA                               | 2/27/2007                                   |            |
| 77           | Whitley's Communications Service                         | 3/1/2007                                    |            |
| 78           | Anderson, City Of, SC                                    | 3/2/2007                                    |            |
| 79           | Sunstate Communications Inc                              | 3/2/2007                                    |            |
| 80           | Lantana, Town of, FL                                     | 3/5/2007                                    |            |
| 81           | Micro Technology Southeast                               | 3/5/2007                                    |            |
| 82           | Re Max Agents Realty Inc                                 | 3/5/2007                                    |            |
| 83           | SAINT PETERSBURG, CITY OF, FL                            | 3/5/2007                                    |            |
| 84           | Pineville, Town of, NC                                   | 3/12/2007                                   |            |
| 85           | Federal Express Corporation                              | 3/13/2007                                   |            |
| 86           | Palm Beach, County of, FL                                | 3/15/2007                                   |            |

Appendix 8  
Summary of Stage 1 FRAs that have Closed, as of September 30, 2017

| Stage 1 FRAs |   |   |            |
|--------------|---|---|------------|
|              | Deal Name   | TA Completion Certification<br>Receipt Date | Deal Count |
| 87           | High Tech Communications Services Inc               | 3/16/2007                                   |            |
| 88           | City of Wilson                                      | 3/20/2007                                   |            |
| 89           | Shaw Industries Inc                                 | 3/21/2007                                   |            |
| 90           | NORTH CAROLINA, STATE OF                            | 3/23/2007                                   |            |
| 91           | Cameron, Parish Of, LA                              | 3/26/2007                                   |            |
| 92           | Richland, City of, MS                               | 3/26/2007                                   |            |
| 93           | Dothan City Schools                                 | 3/27/2007                                   |            |
| 94           | Huntsville Radio Service                            | 3/27/2007                                   |            |
| 95           | Martha Herby - Virgin Islands                       | 3/27/2007                                   |            |
| 96           | Mississippi DOT                                     | 3/27/2007                                   |            |
| 97           | State Farm Mutual Automobile Insurance Companies    | 3/27/2007                                   |            |
| 98           | Desoto, County of, FL                               | 3/28/2007                                   |            |
| 99           | Gainesville, City of, GA                            | 3/30/2007                                   |            |
| 100          | Roswell, City of, GA                                | 4/2/2007                                    |            |
| 101          | Communications Leasing Corp                         | 4/3/2007                                    |            |
| 102          | HARDRIVES OF DELRAY INC                             | 4/6/2007                                    |            |
| 103          | Alabama, University of                              | 4/16/2007                                   |            |
| 104          | Forest Park, City Of, GA                            | 4/19/2007                                   |            |
| 105          | SNELLVILLE, CITY OF, GA                             | 4/19/2007                                   |            |
| 106          | APM Terminals North America                         | 5/14/2007                                   |            |
| 107          | Sea Coast Communications Inc                        | 5/14/2007                                   |            |
| 108          | Central Florida Regional Transportation Authority   | 5/15/2007                                   |            |
| 109          | Chatco Communications                               | 5/17/2007                                   |            |
| 110          | Lakeland, City Of, FL                               | 5/17/2007                                   |            |
| 111          | Consolidated Freightways Corporation                | 6/1/2007                                    |            |
| 112          | Palm Springs, Village of, FL                        | 6/19/2007                                   |            |
| 113          | Columbus City of - Medical Center                   | 7/2/2007                                    |            |
| 114          | Decatur, City of, GA                                | 7/10/2007                                   |            |
| 115          | BRUNS & MC KENNA 2 INC                              | 7/12/2007                                   |            |
| 116          | North Sight Communications, INC.                    | 7/12/2007                                   |            |
| 117          | CONCRETE SUPPLY COMPANY                             | 7/16/2007                                   |            |
| 118          | GLYNN, COUNTY OF, GA                                | 7/18/2007                                   |            |
| 119          | Chattaway, Paul S                                   | 7/25/2007                                   |            |
| 120          | Vincent, Perry                                      | 7/25/2007                                   |            |
| 121          | Carroll, County Of, GA                              | 7/26/2007                                   |            |
| 122          | Tower Communications, Inc                           | 7/26/2007                                   |            |
| 123          | MC DONALD CONSTRUCTION CORPORATION                  | 7/31/2007                                   |            |
| 124          | CORAL SPRINGS, CITY OF, FL                          | 8/6/2007                                    |            |
| 125          | Orange City, Of, FL                                 | 8/6/2007                                    |            |
| 126          | SUMITOMO LIFE REALTY NY INC                         | 8/6/2007                                    |            |
| 127          | South Sales Communications Inc                      | 8/6/2007                                    |            |
| 128          | MECKLENBURG, COUNTY OF, NC                          | 8/13/2007                                   |            |
| 129          | Rutherford Electric Membership Corp                 | 8/13/2007                                   |            |
| 130          | Two Way Radio of Carolina                           | 8/13/2007                                   |            |
| 131          | C & S Communications INC                            | 8/15/2007                                   |            |
| 132          | Terrebonne Parish, LA                               | 8/15/2007                                   |            |
| 133          | OGLETHORPE POWER CORP                               | 8/24/2007                                   |            |
| 134          | Gunby Communications Inc.                           | 9/4/2007                                    |            |
| 135          | University of West Florida                          | 9/4/2007                                    |            |
| 136          | COLUMBUS, CITY OF, MS                               | 9/5/2007                                    |            |
| 137          | VoiceLink Communications, Inc.                      | 9/7/2007                                    |            |
| 138          | MIAMI SHORES, VILLAGE OF, FL                        | 9/12/2007                                   |            |
| 139          | Amoco Oil Company                                   | 9/13/2007                                   |            |
| 140          | Miami Springs, City of, FL                          | 9/14/2007                                   |            |
| 141          | ATLANTA, CITY OF, GA                                | 9/18/2007                                   |            |
| 142          | BCW INC   | 9/18/2007                                   |            |
| 143          | Bushnell, City of FL / Bushnell Utility Company Inc | 9/25/2007                                   |            |
| 144          | COLLINS, ROLAND                                     | 10/3/2007                                   |            |
| 145          | PINELLAS, COUNTY OF, FL                             | 10/8/2007                                   |            |

Appendix 8  
Summary of Stage 1 FRAs that have Closed, as of September 30, 2017

| Stage 1 FRAs |  |   |            |
|--------------|--|---|------------|
|              | Deal Name                                    | TA Completion Certification<br>Receipt Date | Deal Count |
| 146          | GAINESVILLE, CITY OF, FL                     | 10/16/2007                                  |            |
| 147          | MEDLEY, TOWN OF, FL                          | 10/16/2007                                  |            |
| 148          | Carroll County Water Authority, GA           | 10/22/2007                                  |            |
| 149          | Orange, County of, FL                        | 10/23/2007                                  |            |
| 150          | PALM BEACH, TOWN OF, FL                      | 10/25/2007                                  |            |
| 151          | Car Comm / End of Line                       | 12/7/2007                                   |            |
| 152          | Coastal SMR/ARC                              | 12/20/2007                                  |            |
| 153          | JACKSON INTERNATIONAL AIRPORT AUTHORITY, MS  | 2/11/2008                                   |            |
| 154          | GREATER ORLANDO AVIATION AUTHORITY, FL       | 2/27/2008                                   |            |
| 155          | Wireless Services of Puerto Rico Inc         | 3/11/2008                                   |            |
| 156          | Targa Midstream Services Limited Partnership | 3/24/2008                                   |            |
| 157          | DAPHNE, CITY OF, AL                          | 4/2/2008                                    |            |
| 158          | Richard Raabe - Virgin Islands & PR          | 4/7/2008                                    |            |
| 159          | John Herby - VI                              | 4/11/2008                                   |            |
| 160          | Florida, State of - State Attorney           | 4/14/2008                                   |            |
| 161          | LAUDERHILL, CITY OF, FL                      | 4/14/2008                                   |            |
| 162          | Monsanto Company                             | 4/18/2008                                   |            |
| 163          | TIFT, COUNTY OF, GA                          | 4/18/2008                                   |            |
| 164          | Fayette, County of, GA                       | 4/22/2008                                   |            |
| 165          | CHATHAM, COUNTY OF, GA                       | 4/23/2008                                   |            |
| 166          | Mac Bee Harvesting Inc                       | 5/5/2008                                    |            |
| 167          | LAMAR, COUNTY OF, MS                         | 5/9/2008                                    |            |
| 168          | Clyde W Sell - PR                            | 5/19/2008                                   |            |
| 169          | MOSS POINT, CITY OF, MS                      | 5/27/2008                                   |            |
| 170          | Mead Coated Board Inc                        | 6/10/2008                                   |            |
| 171          | Wackenhut Corporation                        | 6/10/2008                                   |            |
| 172          | Exxon Communications Company                 | 6/23/2008                                   |            |
| 173          | Florida, State of - DOC                      | 8/14/2008                                   |            |
| 174          | MERIDIAN, CITY OF, MS                        | 9/2/2008                                    |            |
| 175          | Chevron USA Mississippi                      | 10/2/2008                                   |            |
| 176          | George W Garland - Virgin Islands & PR       | 10/16/2008                                  |            |
| 177          | COCONUT CREEK, CITY OF, FL                   | 10/31/2008                                  |            |
| 178          | Fulton, County of, GA                        | 12/2/2008                                   |            |
| 179          | MACON, CITY OF, GA                           | 12/2/2008                                   |            |
| 180          | FCCA LLC                                     | 12/15/2008                                  |            |
| 181          | Jupiter Town, of, FL                         | 1/30/2009                                   |            |
| 182          | MIAMI, CITY OF, FL                           | 2/17/2009                                   |            |
| 183          | THOMAS, COUNTY OF, GA                        | 2/17/2009                                   |            |
| 184          | Carolina Telephone and Telegraph Company     | 2/23/2009                                   |            |
| 185          | Hillsborough, County Of, FL                  | 3/23/2009                                   |            |
| 186          | FLORIDA MOBILE TELECOM INC                   | 3/24/2009                                   |            |
| 187          | Mountain Park, City of, GA                   | 3/30/2009                                   |            |
| 188          | CONYERS, CITY OF, GA                         | 5/21/2009                                   |            |
| 189          | OPELOUSAS, CITY OF, LA                       | 5/21/2009                                   |            |
| 190          | CAPE CORAL, CITY OF, FL                      | 6/1/2009                                    |            |
| 191          | MEMORIAL MEDICAL CENTER INC                  | 6/12/2009                                   |            |
| 192          | RCS Communications EA Swap                   | 6/15/2009                                   |            |
| 193          | BROWARD, COUNTY OF, FL                       | 7/1/2009                                    |            |
| 194          | PEACHTREE CITY, CITY OF, GA                  | 7/8/2009                                    |            |
| 195          | Solutia Reinstatement                        | 7/28/2009                                   |            |
| 196          | WINTER GARDEN CITRUS GROWERS ASSN            | 8/1/2009                                    |            |
| 197          | Solutia                                      | 8/7/2009                                    |            |
| 198          | Durham City of                               | 8/18/2009                                   |            |
| 199          | MIDFIELD, CITY OF, AL                        | 9/8/2009                                    |            |
| 200          | MYRTLE BEACH COMMUNICATIONS INC              | 9/17/2009                                   |            |
| 201          | RUCKERT, BRUCE                               | 10/2/2009                                   |            |
| 202          | Miami-Dade, County of, FL                    | 10/6/2009                                   |            |
| 203          | CARY, TOWN OF, NC                            | 11/3/2009                                   |            |
| 204          | JACKSONVILLE, CITY OF, FL                    | 11/10/2009                                  |            |

Appendix 8  
Summary of Stage 1 FRAs that have Closed, as of September 30, 2017

| Stage 1 FRAs  |  |   |            |
|---------------|--|---|------------|
|               | Deal Name                                    | TA Completion Certification<br>Receipt Date | Deal Count |
| 205           | FedEx Atlanta Expansion Band                 | 1/4/2010                                    |            |
| 206           | Duke Energy Company - Rebanding              | 1/19/2010                                   |            |
| 207           | Walton EMC Atlanta Expansion Band            | 2/18/2010                                   |            |
| 208           | CORAL GABLES, CITY OF, FL                    | 3/19/2010                                   |            |
| 209           | BAPTIST HOSPITAL 1                           | 4/6/2010                                    |            |
| 210           | HOUSTON, COUNTY OF, GA                       | 4/27/2010                                   |            |
| 211           | Florence-Lauderdale EMA, AL                  | 5/13/2010                                   |            |
| 212           | GEORGIA, STATE OF                            | 5/25/2010                                   |            |
| 213           | Ocala, City of, FL Ph 1                      | 7/15/2010                                   |            |
| 214           | Juno Beach, Town of, FL                      | 7/16/2010                                   |            |
| 215           | HERNANDO, COUNTY OF, FL                      | 8/17/2010                                   |            |
| 216           | Scana PH II EA swap                          | 8/19/2010                                   |            |
| 217           | Bigbie Electronics Inc                       | 9/22/2010                                   |            |
| 218           | ARINC Atlanta Expansion Band                 | 11/8/2010                                   |            |
| 219           | Carroll EMC Atlanta Expansion Band           | 11/16/2010                                  |            |
| 220           | Santa Rosa, County of, FL                    | 12/21/2010                                  |            |
| 221           | MARTIN, COUNTY OF, FL                        | 1/19/2011                                   |            |
| 222           | Anheuser Busch Atlanta Expansion Band        | 8/16/2011                                   |            |
| 223           | Palm Beach County School Police              | 10/5/2011                                   |            |
| 224           | Allen Wireless Group                         | 11/9/2011                                   |            |
| 225           | Putnam, County of, FL                        | 11/11/2011                                  |            |
| 226           | Coweta Fayette EMC Atlanta Expansion Band    | 12/13/2011                                  |            |
| 227           | WALTON, COUNTY OF, GA                        | 2/24/2012                                   |            |
| 228           | ROCKDALE, COUNTY OF, GA                      | 3/5/2012                                    |            |
| 229           | SCANA-REDI-equip only                        | 6/4/2012                                    |            |
| 230           | GREENSBORO, CITY OF, NC                      | 8/30/2012                                   |            |
| 231           | CITRUS, COUNTY OF, FL                        | 9/19/2012                                   |            |
| 232           | BOCA RATON, CITY OF, FL                      | 9/27/2012                                   |            |
| 233           | SANIBEL, CITY OF, FL                         | 10/18/2012                                  |            |
| 234           | BREVARD, COUNTY OF, FL                       | 10/22/2012                                  |            |
| 235           | SEMINOLE, COUNTY OF, FL                      | 2/4/2013                                    |            |
| 236           | WEST PALM BEACH, CITY OF, FL                 | 4/15/2013                                   |            |
| 237           | Consolidated Government of Columbus, GA      | 8/12/2013                                   |            |
| 238           | VAUGHAN, RAY J                               | 9/10/2013                                   |            |
| 239           | Myrtle Beach Communications II               | 1/29/2014                                   |            |
| 240           | JONES, COUNTY OF, MS                         | 4/23/2014                                   |            |
| 241           | MANATEE, COUNTY OF, FL                       | 7/22/2015                                   |            |
| 242           | Preferred Aquisitions & Communications       | 11/20/2015                                  |            |
| 243           | Florida, State of                            | 12/16/2015                                  |            |
| 244           | Florida, State of - Channel 96               | 12/16/2015                                  |            |
| 245           | PASCO, COUNTY OF, FL                         | 7/11/2016                                   |            |
|               | <b>Subtotal FRA count for Wave 3</b>         |   | <b>245</b> |
| <b>Wave 4</b> |  |   |            |
| 1             | J.R. Simplot Company                         | 12/23/2005                                  |            |
| 2             | Johnson, Harold L #3                         | 3/27/2006                                   |            |
| 3             | Keller, Mike L.                              | 4/27/2006                                   |            |
| 4             | Josh Klassen Inc.                            | 6/1/2006                                    |            |
| 5             | Wulf, Barbara J # 2 (swap)                   | 6/2/2006                                    |            |
| 6             | Hopkins, Terry ( 800 Rebanding )             | 6/6/2006                                    |            |
| 7             | Kronenfeld, Mark                             | 7/12/2006                                   |            |
| 8             | Kronenfeld, Kurt #2 ( Swap)                  | 7/25/2006                                   |            |
| 9             | Schatzlein, David A. #2                      | 8/1/2006                                    |            |
| 10            | Sims, Vicki                                  | 9/15/2006                                   |            |
| 11            | Chingas, Joseph                              | 9/18/2006                                   |            |
| 12            | Kuhn, Dale F:Kuhn, Trenton DBA Kuhns Network | 9/19/2006                                   |            |
| 13            | Middlesex, Township of, PA                   | 9/20/2006                                   |            |
| 14            | Rizzo, Alice P.                              | 11/9/2006                                   |            |
| 15            | Rehoboth Mckinley Christian Hospital         | 12/6/2006                                   |            |
| 16            | Batelle Memorial Institute Inc, WA           | 1/30/2007                                   |            |

Appendix 8  
Summary of Stage 1 FRAs that have Closed, as of September 30, 2017

| Stage 1 FRAs |  |   |            |
|--------------|--|---|------------|
|              | Deal Name  | TA Completion Certification<br>Receipt Date | Deal Count |
| 17           | Texas Communications Inc.                              | 2/5/2007                                    |            |
| 18           | Waste Management Holdings, Inc.                        | 2/9/2007                                    |            |
| 19           | Aksala Electronics Inc.                                | 2/21/2007                                   |            |
| 20           | BRAUCHLE, JACK W                                       | 2/27/2007                                   |            |
| 21           | BLASDELL, JAMES A                                      | 3/5/2007                                    |            |
| 22           | ABRAHAM, KYE A   | 3/9/2007                                    |            |
| 23           | Pagel Partnership                                      | 3/20/2007                                   |            |
| 24           | NEW PENN MOTOR EXPRESS                                 | 3/27/2007                                   |            |
| 25           | SOUTHWEST WASHINGTON MEDICAL CENTER                    | 3/27/2007                                   |            |
| 26           | GLEN J PETERSON AND SHIRLEY L PETERSON REVOCABLE TRUST | 4/12/2007                                   |            |
| 27           | STELLER, JO ANN  | 4/12/2007                                   |            |
| 28           | RON MIEDEMA CEMENT CONTRACTOR INC                      | 4/30/2007                                   |            |
| 29           | WELLMON, STEVE   | 4/30/2007                                   |            |
| 30           | B&M Enterprises  | 5/14/2007                                   |            |
| 31           | Brock, Harold:Samuel:Dorothy                           | 5/14/2007                                   |            |
| 32           | SAMNADDA, TERRY  | 5/14/2007                                   |            |
| 33           | PETRIE, GLENN  | 5/17/2007                                   |            |
| 34           | Bumgarner, Jeffrey W                                   | 5/23/2007                                   |            |
| 35           | Gerhard, Stephen                                       | 5/23/2007                                   |            |
| 36           | SMITH, JOY L   | 5/25/2007                                   |            |
| 37           | Abilene, City of, TX                                   | 6/14/2007                                   |            |
| 38           | ARROW INDUSTRIES CORP                                  | 7/10/2007                                   |            |
| 39           | SPRAGUE, JO A  | 8/6/2007                                    |            |
| 40           | ELLIS COMPANY PARTNERSHIP                              | 8/13/2007                                   |            |
| 41           | HAMILTON, COUNTY OF, OH                                | 8/13/2007                                   |            |
| 42           | New York, State of - State Police/Albany Police        | 8/13/2007                                   |            |
| 43           | TUCKER, ALAN   | 8/13/2007                                   |            |
| 44           | Capital Digitronics, Inc.                              | 8/28/2007                                   |            |
| 45           | KARY, LAVERNE E:KARY, EMIL J DBA KARY GROUP            | 9/14/2007                                   |            |
| 46           | Geter, Kim:Geter, Regina                               | 10/17/2007                                  |            |
| 47           | WHITE MOUNTAIN COMMUNICATIONS INC                      | 11/16/2007                                  |            |
| 48           | GRAND TRAVERSE, COUNTY OF, MI                          | 11/21/2007                                  |            |
| 49           | OTTAWA, COUNTY OF, MI                                  | 12/3/2007                                   |            |
| 50           | HUMBLE, GARY:LEEPER, DEBRA                             | 12/7/2007                                   |            |
| 51           | Skitronics EA Swap                                     | 12/20/2007                                  |            |
| 52           | KENT, COUNTY OF, MI                                    | 1/7/2008                                    |            |
| 53           | HAMILTON, CITY OF, OH                                  | 1/9/2008                                    |            |
| 54           | Specialty Corporation--Gill                            | 1/11/2008                                   |            |
| 55           | SOMERSET, COUNTY OF, PA                                | 3/10/2008                                   |            |
| 56           | WYCKOFF FARMS INC                                      | 3/21/2008                                   |            |
| 57           | PENN HILS, MUNICIPALITY OF, PA                         | 3/25/2008                                   |            |
| 58           | JEFFERSON LEVEE BOARD, LA                              | 4/14/2008                                   |            |
| 59           | Kenneth and Eva Held Trust #2 Reband 800               | 4/29/2008                                   |            |
| 60           | CINCINNATI LIMOUSINE SERVICE INC                       | 4/30/2008                                   |            |
| 61           | Telebeeper Guam EA Swap                                | 5/14/2008                                   |            |
| 62           | BOLTHOUSE FARMS INC                                    | 5/20/2008                                   |            |
| 63           | MORAINES MATERIALS CO INC                              | 5/30/2008                                   |            |
| 64           | MESA UNIFIED SCHOOL DISTRICT NO 4, AZ                  | 6/16/2008                                   |            |
| 65           | Anheuser Busch Wave 4                                  | 7/16/2008                                   |            |
| 66           | WESTMORELAND, COUNTY OF, PA                            | 7/28/2008                                   |            |
| 67           | CELLSMR LICENSE HOLDINGS LLC                           | 7/30/2008                                   |            |
| 68           | Durham School Services                                 | 8/1/2008                                    |            |
| 69           | P & R Spectrum Resources, Inc.                         | 8/8/2008                                    |            |
| 70           | GRAND RAPIDS, CITY OF, MI                              | 8/12/2008                                   |            |
| 71           | CONWAY SR, ROBERT J                                    | 9/23/2008                                   |            |
| 72           | Clark County, OR                                       | 10/30/2008                                  |            |
| 73           | Santa Fe, City of                                      | 11/25/2008                                  |            |
| 74           | DAYTON, CITY OF, OH                                    | 12/8/2008                                   |            |
| 75           | Aeronautical Radio - Georgia                           | 1/22/2009                                   |            |

Appendix 8  
Summary of Stage 1 FRAs that have Closed, as of September 30, 2017

| Stage 1 FRAs                  |  |   |            |
|-------------------------------|--|---|------------|
|                               | Deal Name                                    | TA Completion Certification<br>Receipt Date | Deal Count |
| 76                            | BAIRD, MICHAEL M                             | 5/14/2009                                   |            |
| 77                            | GUZZO, JOHN R                                | 5/14/2009                                   |            |
| 78                            | TRITON COMMUNICATIONS OF TEXAS LLC           | 6/4/2009                                    |            |
| 79                            | COMMUNICATION PROFESSIONALS LTD              | 6/9/2009                                    |            |
| 80                            | Creative Airtime Services, LLC               | 6/15/2009                                   |            |
| 81                            | Rink, Francis                                | 7/23/2009                                   |            |
| 82                            | Rink, William                                | 7/23/2009                                   |            |
| 83                            | THIRD DISTRICT VOLUNTEER FIRE DEPARTMENT, LA | 7/27/2009                                   |            |
| 84                            | Rink, Michael E                              | 7/30/2009                                   |            |
| 85                            | KENNER, CITY OF, LA                          | 8/25/2009                                   |            |
| 86                            | MIAMI, TOWNSHIP OF, OH                       | 8/25/2009                                   |            |
| 87                            | Bibeau, Fernand                              | 9/3/2009                                    |            |
| 88                            | AAA ARIZONA INC                              | 10/27/2009                                  |            |
| 89                            | CITY OF PUBLIC SERVICE, TX                   | 10/28/2009                                  |            |
| 90                            | TELEBEEPER OF NEW MEXICO INC                 | 12/4/2009                                   |            |
| 91                            | DHL WORLDWIDE EXPRESS B.V.                   | 12/14/2009                                  |            |
| 92                            | SAINT JAMES, PARISH OF, LA                   | 1/19/2010                                   |            |
| 93                            | Kennedy Associates, Inc.                     | 1/26/2010                                   |            |
| 94                            | Kneupper, Kevin                              | 1/26/2010                                   |            |
| 95                            | Kneupper, Urban                              | 1/26/2010                                   |            |
| 96                            | PAPATHEOFANIS, BILL J                        | 1/26/2010                                   |            |
| 97                            | Salgot Rebanding                             | 3/26/2010                                   |            |
| 98                            | UNIVERSITY OF NEW ORLEANS, LA                | 4/8/2010                                    |            |
| 99                            | Slidell, City of, LA                         | 9/14/2010                                   |            |
| 100                           | Allen Wireless Group - SoCo Territory        | 3/1/2011                                    |            |
| 101                           | GOULD VOLUNTEER FIRE DEPARTMENT, LA          | 1/17/2012                                   |            |
| 102                           | MISSISSIPPI, STATE OF                        | 2/28/2012                                   |            |
| 103                           | EAST BATON ROUGE, PARISH OF, LA              | 4/9/2013                                    |            |
| 104                           | MAYS, MYRON                                  | 4/24/2013                                   |            |
| 105                           | NEW ORLEANS, CITY OF, LA                     | 7/30/2014                                   |            |
| 106                           | Baton Rouge, City of, LA                     | 12/4/2015                                   |            |
| 107                           | Plaquemines Parish Government, LA            | 10/25/2016                                  |            |
| 108                           | LOUISIANA, STATE OF                          | 12/13/2016                                  |            |
|                               | <b>Subtotal FRA count for Wave 4</b>         |   | <b>108</b> |
| <b>Canadian Border Region</b> |  |   |            |
| 1                             | Atlantic Communications, Inc                 | 10/23/2009                                  |            |
| 2                             | Wibe, Gary                                   | 11/25/2009                                  |            |
| 3                             | Saddle Butte Towers                          | 12/17/2009                                  |            |
| 4                             | S D Warren Company                           | 12/30/2009                                  |            |
| 5                             | Great Lakes Construction Company             | 1/19/2010                                   |            |
| 6                             | Waste Management Holdings Inc                | 1/19/2010                                   |            |
| 7                             | Communications Source Inc                    | 2/18/2010                                   |            |
| 8                             | LONGABERGER COMPANY Rebanding                | 2/24/2010                                   |            |
| 9                             | Ruhlin Co                                    | 3/4/2010                                    |            |
| 10                            | Port Orchard Sand and Gravel                 | 3/10/2010                                   |            |
| 11                            | Trunking Plus Inc                            | 3/16/2010                                   |            |
| 12                            | Cadman, Inc                                  | 3/24/2010                                   |            |
| 13                            | Tatarka, Robert                              | 3/25/2010                                   |            |
| 14                            | American Electric Power                      | 3/30/2010                                   |            |
| 15                            | Crestwood School District, OH                | 3/31/2010                                   |            |
| 16                            | Ravenna School System, OH                    | 3/31/2010                                   |            |
| 17                            | Bush Electronics Inc                         | 4/6/2010                                    |            |
| 18                            | Shuttle Express Inc                          | 4/9/2010                                    |            |
| 19                            | City Centre Associates                       | 4/14/2010                                   |            |
| 20                            | Occidental Chemical Corporation              | 5/6/2010                                    |            |
| 21                            | Rumford Paper Company                        | 5/6/2010                                    |            |
| 22                            | Ratchenski, Walter                           | 5/14/2010                                   |            |
| 23                            | Midwest Energy Cooperative                   | 6/7/2010                                    |            |
| 24                            | Smart Link Communications                    | 6/14/2010                                   |            |

Appendix 8  
Summary of Stage 1 FRAs that have Closed, as of September 30, 2017

| Stage 1 FRAs          |   |   |            |
|-----------------------|---|---|------------|
|                       | Deal Name   | TA Completion Certification<br>Receipt Date | Deal Count |
| 25                    | Goodyear Tire and Rubber Company                  | 7/6/2010                                    |            |
| 26                    | Domtar Industries Inc                             | 7/13/2010                                   |            |
| 27                    | Anheuser Busch Canadian Rebanding                 | 8/23/2010                                   |            |
| 28                    | Whicker, Stanley H Canadian Rebanding             | 9/13/2010                                   |            |
| 29                    | Northern Border Pipeline Company                  | 10/5/2010                                   |            |
| 30                    | Lubrizol Corp                                     | 10/12/2010                                  |            |
| 31                    | Key Center Properties, LP                         | 10/19/2010                                  |            |
| 32                    | Petes Communications Inc                          | 10/19/2010                                  |            |
| 33                    | Futronics Inc                                     | 10/27/2010                                  |            |
| 34                    | Riverview School District 407, WA                 | 10/29/2010                                  |            |
| 35                    | Eastman Kodak                                     | 11/1/2010                                   |            |
| 36                    | ProComm Alaska, LLC                               | 11/9/2010                                   |            |
| 37                    | Bahner, Spencer L                                 | 11/17/2010                                  |            |
| 38                    | Earl Mondry & Sons                                | 1/4/2011                                    |            |
| 39                    | T & M Asphalt Paving Inc                          | 1/5/2011                                    |            |
| 40                    | Knutson, O R                                      | 1/6/2011                                    |            |
| 41                    | Katahdin Paper Company LLC                        | 2/2/2011                                    |            |
| 42                    | JPJ Electronic Communications Inc                 | 2/4/2011                                    |            |
| 43                    | Gary Merlino Construction                         | 2/28/2011                                   |            |
| 44                    | North Kitsap School District 400, WA              | 3/15/2011                                   |            |
| 45                    | Fraser Papers Limited                             | 4/15/2011                                   |            |
| 46                    | Bristol Myers Squibb Co                           | 6/28/2011                                   |            |
| 47                    | Miles Sand & Gravel Co Inc                        | 7/8/2011                                    |            |
| 48                    | APT Wireless                                      | 8/3/2011                                    |            |
| 49                    | Portage Point Farms                               | 8/29/2011                                   |            |
| 50                    | Central Maine Power Company                       | 10/7/2011                                   |            |
| 51                    | Stones Mobile Radio Inc                           | 10/7/2011                                   |            |
| 52                    | Salmon Bay Sand and Gravel Co Inc                 | 11/14/2011                                  |            |
| 53                    | Information Transfer Systems                      | 1/6/2012                                    |            |
| 54                    | Federal Express Canadian Rebanding                | 2/24/2012                                   |            |
| 55                    | ConocoPhillips Communications Inc.                | 4/20/2012                                   |            |
| 56                    | Columbia Falls Aluminum CO LLC                    | 5/11/2012                                   |            |
| 57                    | Professional Communications Messaging Service Inc | 5/23/2012                                   |            |
| 58                    | Hazelton Industries Inc                           | 7/9/2012                                    |            |
| 59                    | Miller, Judith & Wayne A                          | 8/22/2012                                   |            |
| 60                    | Chrysler Corporation                              | 9/5/2012                                    |            |
| 61                    | BP West Coast Products LLC                        | 7/24/2013                                   |            |
| 62                    | Ford Communications Inc                           | 3/11/2014                                   |            |
| 63                    | FELHC Inc   | 9/4/2014                                    |            |
| 64                    | Northwest Airlines, Inc                           | 3/4/2015                                    |            |
| 65                    | American Medical Response, Inc.                   | 3/18/2015                                   |            |
| 66                    | Spectrum Communications Inc                       | 3/23/2015                                   |            |
| 67                    | Plymouth Canton Community School Dist, MI         | 6/1/2015                                    |            |
| 68                    | Wiztronics Inc                                    | 11/16/2015                                  |            |
| 69                    | Consumers Energy Company                          | 11/20/2015                                  |            |
| 70                    | KIRO-TV, Inc.                                     | 7/8/2016                                    |            |
|                       | <b>Subtotal FRA count for Canadian Border</b>     |   | <b>70</b>  |
| <b>Mexican Border</b> |   |   |            |
| 1                     | Borderland Construction Company, Inc.             | 12/18/2014                                  |            |
| 2                     | Allen Wireless Settlement Group                   | 2/25/2015                                   |            |
| 3                     | Centronix Communications                          | 5/26/2015                                   |            |
| 4                     | William R. Mc Lure                                | 8/28/2015                                   |            |
| 5                     | Key Communications, Inc. 2                        | 11/20/2015                                  |            |
| 6                     | Telebeeper Mexican Rebanding                      | 11/23/2015                                  |            |
| 7                     | SC COMMUNICATIONS                                 | 1/19/2016                                   |            |
| 8                     | FONTANA UNIFIED SCHOOL DISTRICT EXT 7020, CA      | 2/8/2016                                    |            |
| 9                     | Public Service Company of New Mexico              | 3/28/2016                                   |            |
| 10                    | SHERIFFS POSSE OF SUN CITY INC                    | 4/13/2016                                   |            |
| 11                    | GILCOMM LLC                                       | 5/2/2016                                    |            |

Appendix 8  
Summary of Stage 1 FRAs that have Closed, as of September 30, 2017

| Stage 1 FRAs      |  |   |            |
|-------------------|--|---|------------|
|                   | Deal Name                                    | TA Completion Certification<br>Receipt Date | Deal Count |
| 12                | Sutter, Cathy                                | 5/2/2016                                    |            |
| 13                | Tucson Electric Power Company                | 5/2/2016                                    |            |
| 14                | COM RENTS INC                                | 7/18/2016                                   |            |
| 15                | Cox Communications California                | 12/7/2016                                   |            |
| 16                | PANDOL BROS INC                              | 6/26/2017                                   |            |
| 17                | Rudnick, Daniel Mexican Rebanding            | 7/27/2017                                   |            |
|                   | <b>Subtotal FRA count for Mexican Border</b> |   | <b>17</b>  |
| <b>Total FRAs</b> |  |   | <b>997</b> |



# Appendix 8

Summary of Stage 1 FRAs that are Pending TA Completion Certification Review, as of September 30, 2017

| Stage 1 FRAs Pending TA Completion Certification Review |   |   |            |
|---|---|---|------------|
|   | Deal Name                                     | TA Completion Certification<br>Receipt Date | Deal Count |
| Wave 1  |   |   |            |
|   | Subtotal FRA count for Wave 1                 |   | 0          |
| Wave 2  |   |   |            |
|   | Subtotal FRA count for Wave 2                 |   | 0          |
| Wave 3  |   |   |            |
|   | Subtotal FRA count for Wave 3                 |   | 0          |
| Wave 4  |   |   |            |
| 1   | HOOPER, STEVEN E                              | 7/7/2009                                    |            |
|   | Subtotal FRA count for Wave 4                 |   | 1          |
| Canadian Border Region                                  |   |   |            |
|   | Subtotal FRA count for Canadian Border Region |   | 0          |
| Mexican Border Region                                   |   |   |            |
|   | Subtotal FRA count for Mexican Border Region  |   | 0          |
| Total FRAs Pending TA Completion Certification Review   |   |   | 1          |

Appendix 8  
Summary of Stage 1 PFAs that have Closed, as of September 30, 2017

| Stage 1 PFAs  |                                       |   |            |
|---------------|---------------------------------------|---|------------|
|               | Deal Name                             | TA Completion Certification<br>Receipt Date | Deal Count |
| <b>Wave 1</b> |                                       |   |            |
| 1             | Roanoke, County of (VA)               | 12/15/2006                                  |            |
| 2             | Illinois Power Company                | 7/12/2007                                   |            |
| 3             | Chesterfield County, VA               | 1/15/2008                                   |            |
| 4             | Boston, City of - Police (MA)         | 5/12/2008                                   |            |
| 5             | Chevron USA Inc                       | 5/6/2009                                    |            |
| 6             | DISTRICT OF COLUMBIA, DC (MW-COG)     | 2/18/2010                                   |            |
| 7             | Henrico County Public Schools VA      | 8/17/2010                                   |            |
| 8             | WCCCA                                 | 8/27/2010                                   |            |
| 9             | Reading, City of (2)                  | 8/30/2010                                   |            |
| 10            | Baltimore, County of                  | 6/16/2011                                   |            |
| 11            | Richmond, City of VA                  | 1/20/2012                                   |            |
| 12            | Virginia Beach, County of             | 2/6/2012                                    |            |
| 13            | Rhode Island, State of - Pre Planning | 5/8/2013                                    |            |
| 14            | Seabrook - Planning Funding           | 5/14/2013                                   |            |
| 15            | WASHINGTON, STATE OF                  | 3/30/2015                                   |            |
| 16            | Boston, City of                       | 4/8/2015                                    |            |
|               | <b>Subtotal PFA count for Wave 1</b>  |   | <b>16</b>  |
| <b>Wave 2</b> |                                       |   |            |
| 1             | Atofina Petrochemicals Inc            | 12/1/2006                                   |            |
| 2             | Duke Energy (rebanding)               | 7/17/2009                                   |            |
| 3             | CHATTANOOGA, CITY OF, TN              | 1/7/2010                                    |            |
|               | <b>Subtotal PFA count for Wave 2</b>  |   | <b>3</b>   |
| <b>Wave 3</b> |                                       |   |            |
| 1             | LAMAR, COUNTY OF, MS                  | 9/28/2007                                   |            |
| 2             | HOUSTON, COUNTY OF, GA                | 10/15/2007                                  |            |
| 3             | JONES, COUNTY OF, MS                  | 4/14/2008                                   |            |
| 4             | COCONUT CREEK, CITY OF, FL            | 4/17/2008                                   |            |
| 5             | Duke Energy Company - Rebanding       | 4/22/2008                                   |            |
| 6             | BOCA RATON, CITY OF, FL               | 4/23/2008                                   |            |
| 7             | DAPHNE, CITY OF, AL                   | 4/29/2008                                   |            |
| 8             | TIFT, COUNTY OF, GA                   | 5/12/2008                                   |            |
| 9             | Pasco, County OF, FL                  | 7/7/2008                                    |            |
| 10            | DeKalb County Police Department, GA   | 8/29/2008                                   |            |
| 11            | Chevron USA Mississippi               | 9/29/2008                                   |            |
| 12            | Rockdale County of, GA                | 11/10/2008                                  |            |
| 13            | HERNANDO, COUNTY OF, FL               | 8/20/2009                                   |            |
| 14            | BROWARD, COUNTY OF, FL                | 9/1/2009                                    |            |
| 15            | WALTON, COUNTY OF, GA                 | 10/21/2009                                  |            |
| 16            | GEORGIA, STATE OF                     | 7/13/2010                                   |            |
| 17            | PENSACOLA, CITY OF, FL                | 9/24/2010                                   |            |
| 18            | WEST PALM BEACH, CITY OF, FL          | 7/27/2011                                   |            |
| 19            | CITRUS, COUNTY OF, FL                 | 12/19/2011                                  |            |
| 20            | GREENSBORO, CITY OF, NC               | 12/22/2011                                  |            |
| 21            | MORGAN, COUNTY OF, AL                 | 3/20/2012                                   |            |
| 22            | BIBB, COUNTY OF, GA                   | 4/30/2012                                   |            |
| 23            | MANATEE, COUNTY OF, FL                | 8/20/2012                                   |            |
| 24            | MIAMI BEACH, CITY OF, FL              | 10/15/2012                                  |            |
|               | <b>Subtotal PFA count for Wave 3</b>  |   | <b>24</b>  |
| <b>Wave 4</b> |                                       |   |            |
| 1             | SLIDELL, CITY OF, LA                  | 1/18/2008                                   |            |
| 2             | SOMERSET, COUNTY OF, PA               | 1/24/2008                                   |            |
| 3             | MIAMI, TOWNSHIP OF, OH                | 2/25/2010                                   |            |

Appendix 8  
Summary of Stage 1 PFAs that have Closed, as of September 30, 2017

| Stage 1 PFAs                  |   |   |            |
|-------------------------------|---|---|------------|
|                               | Deal Name                                     | TA Completion Certification<br>Receipt Date | Deal Count |
| 4                             | MISSISSIPPI, STATE OF                         | 7/6/2010                                    |            |
| 5                             | SAINT JAMES, PARISH OF, LA                    | 7/29/2010                                   |            |
| 6                             | Choice Phone ESMR rebanding                   | 12/16/2010                                  |            |
| 7                             | RANKIN, COUNTY OF, MS                         | 5/23/2011                                   |            |
| 8                             | LOUISIANA, STATE OF                           | 5/11/2012                                   |            |
| 9                             | EAST BATON ROUGE, PARISH OF, LA               | 6/11/2012                                   |            |
| 10                            | SAINT JOHN THE BAPTIST, PARISH OF, LA         | 4/2/2014                                    |            |
| 11                            | JEFFERSON, PARISH OF, LA                      | 7/23/2014                                   |            |
|                               | <b>Subtotal PFA count for Wave 4</b>          |   | <b>11</b>  |
| <b>Canadian Border Region</b> |   |   |            |
| 1                             | Central Maine Power Company                   | 5/13/2010                                   |            |
| 2                             | Chrysler Corporation                          | 9/24/2010                                   |            |
| 3                             | The Boeing Company                            | 10/25/2010                                  |            |
| 4                             | Ford Communications Inc                       | 4/11/2011                                   |            |
| 5                             | FELHC Inc                                     | 10/10/2011                                  |            |
| 6                             | United Telephone Company of Ohio              | 8/24/2012                                   |            |
| 7                             | Consumers Energy Company                      | 3/4/2015                                    |            |
|                               | <b>Subtotal PFA count for Canadian Border</b> |   | <b>7</b>   |
| <b>Mexican Border</b>         |   |   |            |
| 1                             | J. Paul Getty Trust                           | 10/8/2014                                   |            |
| 2                             | Public Service Company of New Mexico          | 6/23/2015                                   |            |
| 3                             | FONTANA UNIFIED SCHOOL DISTRICT EXT 7020, CA  | 8/3/2015                                    |            |
| 4                             | Arizona Public Service Company                | 8/28/2015                                   |            |
| 5                             | San Diego Transit                             | 11/6/2015                                   |            |
| 6                             | AEP Mexican Border Rebanding                  | 8/10/2016                                   |            |
|                               | <b>Subtotal PFA count for Mexican Border</b>  |   | <b>6</b>   |
| <b>Total PFAs</b>             |   |   | <b>67</b>  |

Appendix 8  
Summary of Stage 2 FRAs that have Closed, as of September 30, 2017

| Stage 2 FRAs  |  |   |            |
|---------------|--|---|------------|
|               | Deal Name  | TA Completion Certification<br>Receipt Date | Deal Count |
| <b>Wave 1</b> |  |   |            |
| 1             | Milwaukee Area Tech College                      | 9/15/2006                                   |            |
| 2             | NEW ALBANY, CITY OF, IN PH II                    | 10/2/2006                                   |            |
| 3             | BLUFFTON, CITY OF, IN PH II                      | 1/17/2007                                   |            |
| 4             | PENDLETON, TOWN OF, IN PH II                     | 1/17/2007                                   |            |
| 5             | BLOOMINGTON, CITY OF, IN PH II                   | 3/15/2007                                   |            |
| 6             | WILMINGTON, CITY OF, DE PH II                    | 3/15/2007                                   |            |
| 7             | ELWOOD, CITY OF, IN PH II                        | 5/17/2007                                   |            |
| 8             | WALWORTH, COUNTY OF, WI PH II                    | 7/2/2007                                    |            |
| 9             | ADAMS, COUNTY OF, PA PH II                       | 7/10/2007                                   |            |
| 10            | POUGHKEEPSIE, TOWN OF, NY                        | 8/6/2007                                    |            |
| 11            | WISCONSIN CENTER DISTRICT, WI PH II              | 8/13/2007                                   |            |
| 12            | BRISTOL, CITY OF, CT PH II                       | 9/12/2007                                   |            |
| 13            | SOUTHWEST CENTRAL DISPATCH, IL PH II             | 1/25/2008                                   |            |
| 14            | RIVERSIDE REGIONAL JAIL AUTHORITY, VA PH II      | 2/19/2008                                   |            |
| 15            | WATERFORD, TOWN OF, CT PH II                     | 5/15/2008                                   |            |
| 16            | NEWTON, CITY OF, MA PH II                        | 6/11/2008                                   |            |
| 17            | Monterey, County of (CA) PH II                   | 6/27/2008                                   |            |
| 18            | PORTER, TOWN OF, IN PH II                        | 7/16/2008                                   |            |
| 19            | MIDDLETOWN, TOWNSHIP OF, NJ PH II                | 7/22/2008                                   |            |
| 20            | WHITE PLAINS, CITY OF, NY PH II                  | 7/22/2008                                   |            |
| 21            | HOWELL, TOWNSHIP OF, NJ PH II                    | 7/25/2008                                   |            |
| 22            | WESTPORT, TOWN OF, CT PH II                      | 8/4/2008                                    |            |
| 23            | Campbell, City of, CA PH II                      | 8/11/2008                                   |            |
| 24            | BLACKSBURG, TOWN OF, VA PH II                    | 8/19/2008                                   |            |
| 25            | NORTON, TOWN OF, MA PH II                        | 9/3/2008                                    |            |
| 26            | New York, State of PH II Metro 21                | 9/3/2008                                    |            |
| 27            | Wilbraham, Town of, MA PH II STA                 | 9/8/2008                                    |            |
| 28            | LAGRANGE COUNTY COMMUNICATIONS, IN PH II         | 9/11/2008                                   |            |
| 29            | Emeryville, City of, CA PH II                    | 9/16/2008                                   |            |
| 30            | FAIR LAWN, BORO OF, NJ PH II                     | 9/17/2008                                   |            |
| 31            | GURNEE, VILLAGE OF, IL PH II                     | 9/29/2008                                   |            |
| 32            | SOUTH HADLEY, TOWN OF, MA PH II                  | 10/1/2008                                   |            |
| 33            | San Bruno, City of, CA PH II                     | 10/7/2008                                   |            |
| 34            | MISHAWAKA, CITY OF, IN PH II                     | 10/9/2008                                   |            |
| 35            | Oregon, State of - OR PH II                      | 10/9/2008                                   |            |
| 36            | New York, State of PH II OCFS                    | 10/23/2008                                  |            |
| 37            | SCARSDALE, VILLAGE OF, NY PH II                  | 10/27/2008                                  |            |
| 38            | WALLINGFORD POLICE DEPARTMENT, TOWN OF, CT PH II | 11/7/2008                                   |            |
| 39            | Redwood City, City of, CA PH II                  | 11/21/2008                                  |            |
| 40            | Contra Costa County, CA PH II                    | 11/24/2008                                  |            |
| 41            | Bolingbrook, Village of, IL PH II                | 12/3/2008                                   |            |
| 42            | Lodi, City of, CA PH II                          | 12/5/2008                                   |            |
| 43            | Mountain View, City of, CA PH II                 | 12/9/2008                                   |            |
| 44            | NORTH ANDOVER, TOWN OF, MA PH II                 | 12/9/2008                                   |            |
| 45            | BURNS HARBOR, TOWN OF, IN PH II                  | 1/9/2009                                    |            |
| 46            | PORTAGE, CITY OF, IN PH II                       | 1/16/2009                                   |            |
| 47            | EASTON, TOWN OF, MA PH II                        | 1/22/2009                                   |            |
| 48            | KENOSHA, COUNTY OF, WI PH II                     | 1/22/2009                                   |            |
| 49            | Sunnyvale, City of, CA PH II                     | 1/30/2009                                   |            |
| 50            | Piedmont, City of, CA PH II                      | 2/4/2009                                    |            |
| 51            | ROCK, COUNTY OF, WI PH II                        | 2/17/2009                                   |            |
| 52            | WATERTOWN, TOWN OF, MA PH II                     | 2/17/2009                                   |            |
| 53            | CHICOPEE, CITY OF, MA PH II                      | 2/19/2009                                   |            |
| 54            | HASBROUCK HEIGHTS, BOROUGH OF, NJ PH II          | 3/9/2009                                    |            |

Appendix 8  
Summary of Stage 2 FRAs that have Closed, as of September 30, 2017

| Stage 2 FRAs |  |   |            |
|--------------|--|---|------------|
|              | Deal Name  | TA Completion Certification<br>Receipt Date | Deal Count |
| 55           | Merced County, CA PH II                          | 3/9/2009                                    |            |
| 56           | BERKSHIRE COUNTY OF, MA PH II                    | 3/13/2009                                   |            |
| 57           | WESTFIELD, TOWN OF, MA PH II                     | 4/1/2009                                    |            |
| 58           | GROTON, TOWN OF, CT PH II                        | 4/2/2009                                    |            |
| 59           | Redding, City of, CA PH II                       | 4/15/2009                                   |            |
| 60           | Aurora, City of, CO Phase II                     | 4/17/2009                                   |            |
| 61           | BOSTON, CITY OF, MA PH II - Fire                 | 5/4/2009                                    |            |
| 62           | Modesto, City of, CA PH II                       | 5/13/2009                                   |            |
| 63           | Alleghany, County of, VA PH II                   | 5/21/2009                                   |            |
| 64           | Fresno, City of, CA PH II                        | 6/1/2009                                    |            |
| 65           | Fairfield, Town of, CT                           | 7/8/2009                                    |            |
| 66           | PARSIPPANY TROY HILLS, TOWNSHIP, NJ PH II        | 7/8/2009                                    |            |
| 67           | DAYVILLE FIRE DISTRICT, CT PH II                 | 7/10/2009                                   |            |
| 68           | NEW CASTLE COUNTY OF, DE PH II                   | 7/17/2009                                   |            |
| 69           | Hartford Hospital, PH II STA                     | 8/4/2009                                    |            |
| 70           | NEW HAVEN, CITY OF, CT PH II                     | 8/11/2009                                   |            |
| 71           | HARRISONBURG-ROCKINGHAM EMER COMMS. CENTER PH II | 8/25/2009                                   |            |
| 72           | CASS, COUNTY OF, IN PH II                        | 8/31/2009                                   |            |
| 73           | ELK GROVE UNIFIED SCHOOL DISTRICT, CA PH II      | 9/11/2009                                   |            |
| 74           | SPRINGFIELD, CITY OF, IL PH II                   | 9/17/2009                                   |            |
| 75           | WEST SPRINGFIELD, TOWN OF, MA PH II              | 9/17/2009                                   |            |
| 76           | BRIGANTINE, CITY OF, NJ PH II                    | 9/22/2009                                   |            |
| 77           | WESTMONT, VILLAGE OF, IL PH II                   | 9/24/2009                                   |            |
| 78           | New Jersey Sports & Exposition Authority PH II   | 11/2/2009                                   |            |
| 79           | COLLEGE OF WILLIAM AND MARY PH II                | 11/4/2009                                   |            |
| 80           | Champaign, City of, IL PH II STA                 | 11/4/2009                                   |            |
| 81           | NEWARK HOUSING AUTHORITY, NJ PH II               | 11/4/2009                                   |            |
| 82           | Housing Authority of Denver, CO Ph II            | 11/11/2009                                  |            |
| 83           | MADISON, CITY OF, WI PH II                       | 11/12/2009                                  |            |
| 84           | Walnut Creek, City of, CA PH II                  | 11/19/2009                                  |            |
| 85           | Stockton, City of, CA PH II                      | 12/1/2009                                   |            |
| 86           | NORTHWEST DISTRICT ATTORNEYS OFFICE, MA PH II    | 12/7/2009                                   |            |
| 87           | SOUTH BRUNSWICK, TOWNSHIP OF, NJ PH II           | 12/14/2009                                  |            |
| 88           | MC LEAN, COUNTY OF, IL PH II                     | 12/15/2009                                  |            |
| 89           | Yamhill Communication Agency PH II               | 1/4/2010                                    |            |
| 90           | CUMBERLAND, COUNTY OF, NJ PH II                  | 1/26/2010                                   |            |
| 91           | Marion, County of, OR PH II                      | 2/16/2010                                   |            |
| 92           | Pikes Peak Regional Comm Network                 | 2/16/2010                                   |            |
| 93           | Las Vegas, City of, NV PH II                     | 2/23/2010                                   |            |
| 94           | Las Vegas Metropolitan Police                    | 2/24/2010                                   |            |
| 95           | Palo Alto, City of, CA PH II                     | 3/9/2010                                    |            |
| 96           | FARMINGTON, TOWN OF, CT PH II                    | 3/11/2010                                   |            |
| 97           | BELLEVILLE, TOWNSHIP OF, NJ PH II                | 3/16/2010                                   |            |
| 98           | HANCOCK COUNTY OF, IN PH II                      | 3/19/2010                                   |            |
| 99           | WESTMINSTER, CITY OF, CO PH II                   | 3/19/2010                                   |            |
| 100          | ORLAND PARK, VILLAGE OF, IL PH II                | 4/9/2010                                    |            |
| 101          | Ceres, City of, CA PH II                         | 4/13/2010                                   |            |
| 102          | North Las Vegas, City of, NV PH II               | 4/13/2010                                   |            |
| 103          | McHenry, County of, IL PH II STA                 | 4/21/2010                                   |            |
| 104          | WHEELING, VILLAGE OF, IL PH II                   | 4/28/2010                                   |            |
| 105          | San Joaquin, County of, CA PH II                 | 4/30/2010                                   |            |
| 106          | WOODCLIFF LAKES, BOROUGH OF, NJ PH II            | 5/20/2010                                   |            |
| 107          | Saint Clair County Transit District, IL PH II    | 6/7/2010                                    |            |
| 108          | Lakewood, City of, CO, Phase II                  | 6/8/2010                                    |            |
| 109          | TRAHOS, MICHAEL C PH II                          | 7/1/2010                                    |            |

Appendix 8  
Summary of Stage 2 FRAs that have Closed, as of September 30, 2017

| Stage 2 FRAs |  |   |            |
|--------------|--|---|------------|
|              | Deal Name  | TA Completion Certification<br>Receipt Date | Deal Count |
| 110          | American Red Cross Bay Area PH II                | 7/13/2010                                   |            |
| 111          | SUDBURY, TOWN OF, MA PH II                       | 7/19/2010                                   |            |
| 112          | RHODE ISLAND, STATE OF PH II                     | 8/6/2010                                    |            |
| 113          | Turlock, Gustine City's of, CA PH II             | 8/17/2010                                   |            |
| 114          | Oregon Department of Corrections PH II           | 8/27/2010                                   |            |
| 115          | STATE UNIVERSITY OF NY MARITIME COLLEGE PH II    | 9/3/2010                                    |            |
| 116          | Ogden, City of, UT PH II                         | 9/14/2010                                   |            |
| 117          | Livermore/Amador Valley Transit Auth PH II       | 10/12/2010                                  |            |
| 118          | STEUBEN, COUNTY OF, IN PH II                     | 10/12/2010                                  |            |
| 119          | METROPOLITAN EMERGENCY COMMUNICATIONS AGCY PH II | 10/20/2010                                  |            |
| 120          | ROCK ISLAND, COUNTY OF, IL PH II                 | 10/27/2010                                  |            |
| 121          | BROWN, COUNTY OF, WI PH II                       | 11/11/2010                                  |            |
| 122          | ANDERSON, CITY OF, IN PH II                      | 11/15/2010                                  |            |
| 123          | San Jose, City of, CA PH II                      | 12/6/2010                                   |            |
| 124          | BOONE, COUNTY OF, IN PH II                       | 12/9/2010                                   |            |
| 125          | Minnesota, State of PH II - Wave 1               | 12/16/2010                                  |            |
| 126          | Maui, County of, HI PH II                        | 12/21/2010                                  |            |
| 127          | UCAN - DFCM Equipment Only                       | 1/5/2011                                    |            |
| 128          | BETHLEHEM, CITY OF, PA PH II                     | 1/6/2011                                    |            |
| 129          | New York, State of, PH II Wave 1                 | 1/14/2011                                   |            |
| 130          | UCAN - IHC Equipment Only                        | 2/18/2011                                   |            |
| 131          | LASALLE, COUNTY OF, IL PH II                     | 3/15/2011                                   |            |
| 132          | BUCKS, COUNTY OF, PA PH II                       | 3/21/2011                                   |            |
| 133          | OCEAN CITY, CITY OF, NJ PH II                    | 4/25/2011                                   |            |
| 134          | ATLANTIC CITY, CITY OF, NJ PH II                 | 4/29/2011                                   |            |
| 135          | Petersburg, City of, VA PH II STA                | 5/23/2011                                   |            |
| 136          | GREENFIELD, CITY OF, WI PH II                    | 6/6/2011                                    |            |
| 137          | ROANOKE, COUNTY OF, VA PH II                     | 6/13/2011                                   |            |
| 138          | New York State - Mobile Only                     | 6/15/2011                                   |            |
| 139          | SHELTON, CITY OF, CT PH II                       | 6/27/2011                                   |            |
| 140          | NAPERVILLE, CITY OF, IL PH II                    | 8/2/2011                                    |            |
| 141          | MERIDEN, CITY OF, CT PH II                       | 8/3/2011                                    |            |
| 142          | IRVINGTON, TOWNSHIP OF, NJ PH II                 | 8/23/2011                                   |            |
| 143          | TAZEWELL, COUNTY OF, IL PH II                    | 8/24/2011                                   |            |
| 144          | PEORIA COUNTY SHERIFFS DEPARTMENT, IL PH II      | 8/31/2011                                   |            |
| 145          | UCAN - WVC Equipment Only                        | 9/15/2011                                   |            |
| 146          | NEW BRITAIN, CITY OF, CT PH II                   | 10/31/2011                                  |            |
| 147          | Provo, City of, UT PH II                         | 11/17/2011                                  |            |
| 148          | UCAN - UDOT Equipment Only                       | 11/17/2011                                  |            |
| 149          | UCAN - Utah County Equipment Only                | 11/18/2011                                  |            |
| 150          | PACE SUBURBAN BUS SERVICE OF THE RTA, IL PH II   | 11/30/2011                                  |            |
| 151          | TYNGSBOROUGH, TOWN OF, MA PH II                  | 12/13/2011                                  |            |
| 152          | UCAN - Tooele                                    | 12/20/2011                                  |            |
| 153          | FALL RIVER, CITY OF, MA PH II                    | 1/5/2012                                    |            |
| 154          | KENT COUNTY OF, MD PH II                         | 1/9/2012                                    |            |
| 155          | Santa Clara Valley Water District, CA PH II      | 1/23/2012                                   |            |
| 156          | East Hartford, Town of, CT PH II MA only         | 2/2/2012                                    |            |
| 157          | TERRE HAUTE, IN PH II                            | 3/1/2012                                    |            |
| 158          | UTAH COMMUNICATIONS AGENCY NETWORK, UT PH II     | 3/29/2012                                   |            |
| 159          | EAST HAMPTON, TOWN OF, NY PH II                  | 4/13/2012                                   |            |
| 160          | Rampart Search and Rescue PH II MA only          | 4/24/2012                                   |            |
| 161          | BERGEN, COUNTY OF, NJ PH II                      | 5/10/2012                                   |            |
| 162          | MONTGOMERY, VILLAGE OF, IL PH II                 | 5/11/2012                                   |            |
| 163          | QUINCY, CITY OF, MA PH II                        | 5/15/2012                                   |            |
| 164          | Mashantucket Pequot Tribal Nation, CT PH II      | 5/30/2012                                   |            |

Appendix 8  
Summary of Stage 2 FRAs that have Closed, as of September 30, 2017

| Stage 2 FRAs |  |   |            |
|--------------|--|---|------------|
|              | Deal Name  | TA Completion Certification<br>Receipt Date | Deal Count |
| 165          | NORTHWEST CENTRAL DISPATCH SYSTEM, IL PH II        | 6/4/2012                                    |            |
| 166          | NEW YORK, CITY OF, NY PH II                        | 6/5/2012                                    |            |
| 167          | Passaic, County of, Office of Emergency Mgmt PH II | 6/11/2012                                   |            |
| 168          | Santa Clara County, CA PH II                       | 6/11/2012                                   |            |
| 169          | NEWARK, CITY OF, NJ PH II                          | 6/16/2012                                   |            |
| 170          | DAVIS, CITY OF, CA PH II                           | 6/27/2012                                   |            |
| 171          | Woodridge, Village of, IL PH II MA only            | 7/13/2012                                   |            |
| 172          | BABYLON, TOWN OF, NY PH II                         | 9/10/2012                                   |            |
| 173          | EAST CHICAGO, CITY OF, IN PH II                    | 9/10/2012                                   |            |
| 174          | WASHINGTON COUNTY CONSOLIDATED COMM AGY PH II      | 9/26/2012                                   |            |
| 175          | CENTRAL VA PLANNING DISTRICT COMMISSION, VA PH II  | 10/10/2012                                  |            |
| 176          | CLINTON, TOWN OF, CT PH II                         | 10/15/2012                                  |            |
| 177          | SCHAUMBURG, VILLAGE OF, IL PH II                   | 10/18/2012                                  |            |
| 178          | MIDDLESEX, COUNTY OF, NJ PH II                     | 10/22/2012                                  |            |
| 179          | HARTFORD, City of, CT PH II                        | 11/8/2012                                   |            |
| 180          | RHODE ISLAND PUBLIC TRANSIT AUTHORITY, RI PH II    | 11/8/2012                                   |            |
| 181          | FAIRFIELD, TOWNSHIP OF, NJ PH II                   | 11/19/2012                                  |            |
| 182          | TRUMBULL, TOWN OF, CT PH II                        | 12/10/2012                                  |            |
| 183          | KANKAKEE, CITY OF, IL PH II                        | 1/9/2013                                    |            |
| 184          | NASHUA, CITY OF, NH PH II                          | 1/22/2013                                   |            |
| 185          | Honolulu, City and County of, HI PH II             | 1/25/2013                                   |            |
| 186          | Salem, City of, OR PH II                           | 1/29/2013                                   |            |
| 187          | South Windsor, Town of, CT PH II MA                | 3/13/2013                                   |            |
| 188          | EAGLE, COUNTY OF, CO PH II                         | 4/8/2013                                    |            |
| 189          | HANOVER, COUNTY OF, VA PH II                       | 4/10/2013                                   |            |
| 190          | HOWARD, COUNTY OF, IN PH II                        | 4/11/2013                                   |            |
| 191          | PROVIDENCE, CITY OF, RI PH II                      | 4/11/2013                                   |            |
| 192          | WETHERSFIELD, TOWN OF, CT PH II                    | 4/12/2013                                   |            |
| 193          | Illinois, State of, DOC PH II                      | 4/15/2013                                   |            |
| 194          | VACAVILLE, CITY OF, CA PH II                       | 4/15/2013                                   |            |
| 195          | HAMPTON, CITY OF, VA PH II                         | 5/29/2013                                   |            |
| 196          | WEST ORANGE, TOWNSHIP OF, NJ PH II                 | 6/26/2013                                   |            |
| 197          | ALEXANDRIA, CITY OF, VA PH II                      | 7/12/2013                                   |            |
| 198          | ALLEN, COUNTY OF, IN PH II                         | 7/12/2013                                   |            |
| 199          | PRINCE GEORGES, COUNTY OF, MD PH II                | 7/12/2013                                   |            |
| 200          | TIPPECANOE, COUNTY OF, IN PH II                    | 7/12/2013                                   |            |
| 201          | Sheboygan County, WI PH II                         | 7/15/2013                                   |            |
| 202          | Milwaukee, County of, WI - MCTS CAD/AVL System     | 7/31/2013                                   |            |
| 203          | UNIVERSITY OF CONNECTICUT, CT PH II                | 8/9/2013                                    |            |
| 204          | HOBOKEN, CITY OF, NJ PH II                         | 8/26/2013                                   |            |
| 205          | WAUKESHA, COUNTY OF, WI PH II                      | 9/16/2013                                   |            |
| 206          | AURORA, CITY OF, IL PH II                          | 9/30/2013                                   |            |
| 207          | Adams Twelve Five Star School District, Phase II   | 10/4/2013                                   |            |
| 208          | MILFORD, CITY OF, CT PH II                         | 10/18/2013                                  |            |
| 209          | LA CROSSE, CITY OF, WI PH II                       | 10/22/2013                                  |            |
| 210          | DELAWARE RIVER PORT AUTHORITY, NJ PH II            | 11/14/2013                                  |            |
| 211          | BARNSTABLE, COUNTY OF, MA PH II                    | 1/6/2014                                    |            |
| 212          | SAINT CLAIR, COUNTY OF, IL PH II                   | 2/3/2014                                    |            |
| 213          | WASHOE, COUNTY OF, NV PH II                        | 2/3/2014                                    |            |
| 214          | DENVER, CITY AND COUNTY OF, CO PH II               | 2/12/2014                                   |            |
| 215          | Delaware, County Of, PA PH II                      | 3/11/2014                                   |            |
| 216          | Stafford, County of VA interop only                | 3/11/2014                                   |            |
| 217          | Connecticut DOC PH II MA Only                      | 4/7/2014                                    |            |
| 218          | NORFOLK, CITY OF, VA PH II                         | 5/14/2014                                   |            |
| 219          | MIDDLESEX COUNY OF, MA PH II                       | 5/29/2014                                   |            |

Appendix 8  
Summary of Stage 2 FRAs that have Closed, as of September 30, 2017

| Stage 2 FRAs |   |   |            |
|--------------|---|---|------------|
|              | Deal Name                                 | TA Completion Certification<br>Receipt Date | Deal Count |
| 220          | Kauai, County of, HI PH II                | 6/4/2014                                    |            |
| 221          | SPOTSYLVANIA, COUNTY OF, VA PH II         | 7/9/2014                                    |            |
| 222          | MILWAUKEE, CITY OF, WI PH II              | 9/4/2014                                    |            |
| 223          | PORT AUTH OF NY AND NJ PH II              | 9/8/2014                                    |            |
| 224          | Salt Lake City, City of, UT PH II         | 9/15/2014                                   |            |
| 225          | Carroll, County of, MD PH II Mutual Aid   | 10/6/2014                                   |            |
| 226          | EGG HARBOR, TOWNSHIP OF, NJ PH II         | 10/22/2014                                  |            |
| 227          | PHILADELPHIA, CITY OF, PA PH II           | 11/21/2014                                  |            |
| 228          | GALLOWAY, TOWNSHIP OF, NJ PH II           | 11/25/2014                                  |            |
| 229          | North Providence, Town of, RI PH II STA   | 12/1/2014                                   |            |
| 230          | READING, CITY OF, PA PH II                | 12/17/2014                                  |            |
| 231          | SAN FRANCISCO, CITY & COUNTY OF, CA PH II | 12/17/2014                                  |            |
| 232          | NARRAGANSETT, TOWN OF, RI PH II           | 1/9/2015                                    |            |
| 233          | OCEAN CITY, TOWN OF, MD PH II             | 1/30/2015                                   |            |
| 234          | Saint Mary's, County Of, MD PH II         | 2/20/2015                                   |            |
| 235          | Clark, County of, NV PH II                | 2/23/2015                                   |            |
| 236          | Cook, County of, IL PH II                 | 2/23/2015                                   |            |
| 237          | ATLANTIC, COUNTY OF, NJ PH II             | 2/25/2015                                   |            |
| 238          | New Jersey AGO PH II                      | 3/4/2015                                    |            |
| 239          | LOUDOUN, COUNTY OF, VA PH II              | 3/16/2015                                   |            |
| 240          | Roseville, City of, CA PH II              | 3/16/2015                                   |            |
| 241          | SUFFOLK, COUNTY OF PH II                  | 3/16/2015                                   |            |
| 242          | JERSEY CITY, CITY OF, NJ PH II            | 3/18/2015                                   |            |
| 243          | SALISBURY, CITY OF, MD PH II              | 3/23/2015                                   |            |
| 244          | WEST HARTFORD, TOWN OF, CT PH II          | 3/23/2015                                   |            |
| 245          | CULPEPER, COUNTY OF, VA PH II             | 3/25/2015                                   |            |
| 246          | Anne Arundel, County of, MD PH II MA      | 4/20/2015                                   |            |
| 247          | University of Maryland PH II              | 6/22/2015                                   |            |
| 248          | MASSACHUSETTS BAY TRANS AUTHORITY PH II   | 6/29/2015                                   |            |
| 249          | RICHMOND, CITY OF, CA PH II               | 8/3/2015                                    |            |
| 250          | WILL, COUNTY OF, IL PH II                 | 10/26/2015                                  |            |
| 251          | Baltimore, City of, MD PH II Mutual Aid   | 11/6/2015                                   |            |
| 252          | University of California - Davis          | 11/19/2015                                  |            |
| 253          | HYANNIS, TOWN OF, MA PH II                | 11/30/2015                                  |            |
| 254          | ILLINOIS, STATE OF PH II                  | 12/28/2015                                  |            |
| 255          | HOWARD, COUNTY OF, MD PH II               | 1/4/2016                                    |            |
| 256          | Howard, County of, MD PH II Mutual Aid    | 1/4/2016                                    |            |
| 257          | LAKE, COUNTY OF, IL PH II                 | 1/4/2016                                    |            |
| 258          | ANNE ARUNDEL, COUNTY OF, MD PH II         | 1/6/2016                                    |            |
| 259          | Baltimore, County of, MD PH II Mutual Aid | 1/19/2016                                   |            |
| 260          | ALAMEDA, COUNTY OF, CA PH II              | 2/3/2016                                    |            |
| 261          | LANCASTER COUNTY OF, PA PH II             | 2/8/2016                                    |            |
| 262          | SUFFOLK, COUNTY OF, NY PH II              | 3/4/2016                                    |            |
| 263          | NEWPORT NEWS, CITY OF, VA PH II           | 3/9/2016                                    |            |
| 264          | WISCONSIN, STATE OF PH II                 | 3/9/2016                                    |            |
| 265          | Harford, County of, MD PH II Mutual Aid   | 3/18/2016                                   |            |
| 266          | CONNECTICUT, STATE OF PH II               | 3/30/2016                                   |            |
| 267          | New Jersey Transit                        | 4/6/2016                                    |            |
| 268          | TRENTON, CITY OF, NJ PH II                | 4/8/2016                                    |            |
| 269          | STAMFORD, CITY OF, CT PH II               | 4/18/2016                                   |            |
| 270          | MILWAUKEE, COUNTY OF, WI PH II            | 4/20/2016                                   |            |
| 271          | DELAWARE, STATE OF PH II                  | 5/2/2016                                    |            |
| 272          | BALTIMORE, CITY OF, MD PH II              | 5/4/2016                                    |            |
| 273          | OZAUKEE, COUNTY OF, WI PH II              | 5/9/2016                                    |            |
| 274          | WARRENTON FAUQUIER JOINT COMM CTR PH II   | 5/9/2016                                    |            |



Appendix 8  
Summary of Stage 2 FRAs that have Closed, as of September 30, 2017

| Stage 2 FRAs  |   |  |            |
|---------------|---|--|------------|
|               | Deal Name   | TA Completion Certification Receipt Date | Deal Count |
| 275           | NEW JERSEY, STATE OF PH II                              | 5/18/2016                                |            |
| 276           | NEVADA, STATE OF PH II                                  | 6/17/2016                                |            |
| 277           | JOLIET, CITY OF, IL PH II                               | 6/21/2016                                |            |
| 278           | HOPEWELL, CITY OF, VA PH II                             | 7/6/2016                                 |            |
| 279           | Baltimore Washington Int'l Airport PH II                | 7/8/2016                                 |            |
| 280           | CHESTER, COUNTY OF, PA PH II                            | 7/27/2016                                |            |
| 281           | CARROLL, COUNTY OF, MD PH II                            | 8/16/2016                                |            |
| 282           | YORK, COUNTY OF, VA PH II                               | 9/13/2016                                |            |
| 283           | WICOMICO, COUNTY OF, MD PH II                           | 9/22/2016                                |            |
| 284           | Chesterfield, County of, VA PH II                       | 10/26/2016                               |            |
| 285           | WATERBURY, CITY OF, CT PH II                            | 10/28/2016                               |            |
| 286           | ARLINGTON, COUNTY OF, VA PH II                          | 11/16/2016                               |            |
| 287           | PRINCE WILLIAM, COUNTY OF, VA PH II                     | 2/13/2017                                |            |
| 288           | ALBEMARLE, COUNTY OF, VA PH II                          | 3/10/2017                                |            |
| 289           | CAMBRIDGE, CITY OF, MA PH II                            | 3/10/2017                                |            |
| 290           | VIRGINIA, COMMONWEALTH OF, VA PH II                     | 3/10/2017                                |            |
| 291           | University of California - Berkeley                     | 3/16/2017                                |            |
| 292           | SAN FRANCISCO BART PH II                                | 4/18/2017                                |            |
| 293           | University of California - Merced PH II                 | 6/5/2017                                 |            |
| 294           | VIRGINIA BEACH, CITY OF, VA PH II (Stage 2)             | 7/12/2017                                |            |
| 295           | Pennsylvania, Commonwealth of PH II                     | 8/1/2017                                 |            |
|               | <b>Subtotal FRA count for Wave 1</b>                    |  | <b>295</b> |
| <b>Wave 2</b> |   |  |            |
| 1             | Lexington Fayette Urban County Government - Police Div. | 1/3/2007                                 |            |
| 2             | Louisville, City of, KY PH II                           | 3/20/2007                                |            |
| 3             | MADISONVILLE, CITY OF, KY PH II                         | 7/2/2007                                 |            |
| 4             | MOUNTAIN HOME, CITY OF, AR PH II                        | 7/25/2007                                |            |
| 5             | JONESBORO, CITY OF, AR PH II                            | 7/31/2007                                |            |
| 6             | BLOOMINGTON, CITY OF, MN PH II                          | 9/28/2007                                |            |
| 7             | LINN, COUNTY OF, IA PH II                               | 10/16/2007                               |            |
| 8             | MOWER, COUNTY OF, MN PH II                              | 12/10/2007                               |            |
| 9             | BENTON, COUNTY OF, MN PH II                             | 1/18/2008                                |            |
| 10            | Sebastian, County of, AR PH II                          | 3/11/2008                                |            |
| 11            | Conway, City of, AR Phase II                            | 4/11/2008                                |            |
| 12            | SEVIER, COUNTY OF, TN PH II                             | 4/11/2008                                |            |
| 13            | DUNCANVILLE, CITY OF, TX PH II                          | 5/9/2008                                 |            |
| 14            | KINGSPORT, CITY OF, TN PH II                            | 5/27/2008                                |            |
| 15            | KENTON COUNTY AIRPORT BOARD, KY PH II                   | 6/10/2008                                |            |
| 16            | SCOTTSBLUFF, COUNTY OF, NE PH II                        | 6/13/2008                                |            |
| 17            | Liberty, City of, MO PH II                              | 7/8/2008                                 |            |
| 18            | SHERBURNE, COUNTY OF, MN PH II                          | 7/9/2008                                 |            |
| 19            | Tonganoxie, City of, KS PH II                           | 7/9/2008                                 |            |
| 20            | GARFIELD, COUNTY OF, OK PH II                           | 7/14/2008                                |            |
| 21            | COUNCIL BLUFFS, CITY OF, IA PH II                       | 7/16/2008                                |            |
| 22            | Saline, County of, NE PH II                             | 7/21/2008                                |            |
| 23            | City Utilities of Springfield, MO PH II                 | 7/30/2008                                |            |
| 24            | Crawford County, KS PH II                               | 8/5/2008                                 |            |
| 25            | KENTUCKY, COMMONWEALTH OF PH II                         | 8/8/2008                                 |            |
| 26            | BROWN, COUNTY OF, MN PH II                              | 8/11/2008                                |            |
| 27            | Nemaha, County of, NE PH II                             | 8/20/2008                                |            |
| 28            | CAMPBELL, COUNTY OF, KY PH II                           | 8/27/2008                                |            |
| 29            | SHERMAN, CITY OF, TX PH II                              | 8/28/2008                                |            |
| 30            | GREENVILLE, CITY OF, TX PH II                           | 9/9/2008                                 |            |
| 31            | LOUISVILLE METRO GOVERNMENT, KY PH II                   | 9/9/2008                                 |            |
| 32            | Parker County, TX PH II                                 | 9/9/2008                                 |            |

Appendix 8  
Summary of Stage 2 FRAs that have Closed, as of September 30, 2017

| Stage 2 FRAs |  |   |            |
|--------------|--|---|------------|
|              | Deal Name  | TA Completion Certification<br>Receipt Date | Deal Count |
| 33           | Fremont, City of, NE PH II                       | 9/16/2008                                   |            |
| 34           | KENTUCKY STATE POLICE PH II                      | 9/16/2008                                   |            |
| 35           | WILLIAMSON, COUNTY OF, TN PH II                  | 9/22/2008                                   |            |
| 36           | ASHLAND, CITY OF, NE PH II                       | 9/29/2008                                   |            |
| 37           | York, County of, NE PH II                        | 9/29/2008                                   |            |
| 38           | Richardson, County of, NE PH II                  | 10/1/2008                                   |            |
| 39           | Fillmore, County of, NE PH II                    | 10/8/2008                                   |            |
| 40           | Finney County, KS PH II                          | 10/10/2008                                  |            |
| 41           | JEFFERSON, COUNTY OF, AR PH II                   | 11/3/2008                                   |            |
| 42           | York, City of, NE PH II                          | 11/10/2008                                  |            |
| 43           | Middle TN State Univ PH II                       | 11/11/2008                                  |            |
| 44           | LEXINGTON FAYETTE URBAN CTY GOVERNMENT PH II     | 12/2/2008                                   |            |
| 45           | WATERLOO, CITY OF, IA PH II                      | 1/7/2009                                    |            |
| 46           | CEDAR PARK, CITY OF, TX PH II                    | 1/12/2009                                   |            |
| 47           | Franklin, City of, TN PH II                      | 1/26/2009                                   |            |
| 48           | City of Hendersonville Fire Department, TN PH II | 2/6/2009                                    |            |
| 49           | Stearns, County of, MN PH II                     | 2/13/2009                                   |            |
| 50           | Gladstone, City of, MO PH II                     | 3/13/2009                                   |            |
| 51           | UNIVERSITY OF NORTHERN IOWA, IA PH II            | 3/17/2009                                   |            |
| 52           | COVINGTON, CITY OF, KY PH II                     | 3/18/2009                                   |            |
| 53           | BRENTWOOD, CITY OF, TN PH II                     | 3/23/2009                                   |            |
| 54           | KENTON, COUNTY OF, KY PH II_Police               | 3/25/2009                                   |            |
| 55           | WRIGHT, COUNTY OF, MN PH II                      | 4/1/2009                                    |            |
| 56           | BUFFALO, COUNTY OF, NE PH II                     | 4/6/2009                                    |            |
| 57           | Dakota, County of, MN PH II STA                  | 4/8/2009                                    |            |
| 58           | University of Texas Medical Branch Police PH II  | 4/15/2009                                   |            |
| 59           | CASPER, CITY OF, WY PH II                        | 4/29/2009                                   |            |
| 60           | WEST HELENA, CITY OF, AR PH II                   | 4/29/2009                                   |            |
| 61           | PARKERSBURG, CITY OF, WV PH II                   | 5/14/2009                                   |            |
| 62           | CHEYENNE, CITY OF, WY PH II                      | 5/21/2009                                   |            |
| 63           | Prairie Band of Potawatomi Nation, KS PH II      | 5/21/2009                                   |            |
| 64           | Iowa State Police PH II FB2T                     | 6/4/2009                                    |            |
| 65           | MINNESOTA, STATE OF PH II                        | 6/9/2009                                    |            |
| 66           | OLMSTED, COUNTY OF, MN PH II                     | 6/16/2009                                   |            |
| 67           | DALLAS, COUNTY OF, TX PH II                      | 6/29/2009                                   |            |
| 68           | GEORGETOWN, CITY OF, KY PH II                    | 6/29/2009                                   |            |
| 69           | SAUNDERS, COUNTY OF, NE PH II                    | 7/7/2009                                    |            |
| 70           | Americas Center, MO PH II                        | 7/31/2009                                   |            |
| 71           | City of North Richland Hills, TX PH II           | 9/3/2009                                    |            |
| 72           | Wyoming, State of PH II                          | 9/17/2009                                   |            |
| 73           | SAINT CLOUD, CITY OF, MN PH II                   | 9/22/2009                                   |            |
| 74           | MINNEAPOLIS, CITY OF, MN PH II                   | 10/5/2009                                   |            |
| 75           | IOWA STATE FAIR, IA PH II                        | 10/6/2009                                   |            |
| 76           | BAPTIST MEMORIAL HEALTH CARE CORPORATION PH II   | 11/2/2009                                   |            |
| 77           | Hennepin, County of, MN PH II                    | 12/2/2009                                   |            |
| 78           | RICE & STEELE, COUNTY OF, MN PH II               | 12/2/2009                                   |            |
| 79           | KENTON, COUNTY OF, KY PH II_Sanitation           | 12/9/2009                                   |            |
| 80           | RAMSEY, COUNTY OF, MN PH II                      | 2/25/2010                                   |            |
| 81           | Douglas County, KS PH II                         | 3/2/2010                                    |            |
| 82           | Saint Louis, City of, MO Airport PH II           | 3/10/2010                                   |            |
| 83           | Rockwall, City of, TX PH II STA                  | 3/25/2010                                   |            |
| 84           | Buchanan, County of, MO PH II                    | 6/29/2010                                   |            |
| 85           | Knox County Sheriff TN PH II                     | 10/19/2010                                  |            |
| 86           | Cedar Rapids, City of, IA PH II                  | 11/1/2010                                   |            |
| 87           | Fort Dodge Correctional Facility, IA PH II       | 11/16/2010                                  |            |

Appendix 8  
Summary of Stage 2 FRAs that have Closed, as of September 30, 2017

| Stage 2 FRAs |  |   |            |
|--------------|--|---|------------|
|              | Deal Name  | TA Completion Certification<br>Receipt Date | Deal Count |
| 88           | Matagorda County, TX PH II                         | 11/16/2010                                  |            |
| 89           | Saint Peters, City of, MO PH II                    | 1/14/2011                                   |            |
| 90           | GOODLETTSVILLE, CITY OF, TN PH II                  | 2/2/2011                                    |            |
| 91           | Belmont County, OH PH II                           | 2/14/2011                                   |            |
| 92           | MARSHALL, COUNTY OF, IA PH II                      | 5/5/2011                                    |            |
| 93           | CASS, COUNTY OF, NE PH II                          | 6/1/2011                                    |            |
| 94           | JOHNSON CITY, CITY OF, TN PH II                    | 6/14/2011                                   |            |
| 95           | DALLAS AREA RAPID TRANSIT AUTHORITY, TX PH II      | 8/2/2011                                    |            |
| 96           | SAPULPA, CITY OF, OK PH II                         | 9/15/2011                                   |            |
| 97           | DYERSBURG, CITY OF, TN PH II                       | 10/7/2011                                   |            |
| 98           | Houston, City of, TX Fire PH II                    | 12/20/2011                                  |            |
| 99           | Arkansas Children's Hospital                       | 2/10/2012                                   |            |
| 100          | Mid-America Regional Council PH II                 | 3/19/2012                                   |            |
| 101          | OELWEIN, CITY OF, IA PH II                         | 3/27/2012                                   |            |
| 102          | JEFFERSON, COUNTY OF, OH PH II                     | 4/2/2012                                    |            |
| 103          | SIOUX CITY, City of, IA PH II                      | 4/10/2012                                   |            |
| 104          | VANDERBILT UNIVERSITY MEDICAL CENTER, TN PH II     | 4/20/2012                                   |            |
| 105          | ELLSWORTH, COUNTY OF, KS PH II                     | 5/15/2012                                   |            |
| 106          | SCOTT, COUNTY OF, IA PH II                         | 5/15/2012                                   |            |
| 107          | JACKSON, CITY OF, TN PH II                         | 6/1/2012                                    |            |
| 108          | Metro Gov of Nashville AND Davidson Cty, PH II     | 6/1/2012                                    |            |
| 109          | BLACK HAWK, COUNTY OF, IA PH II                    | 6/4/2012                                    |            |
| 110          | Baylor Health Care System, TX PH II                | 6/27/2012                                   |            |
| 111          | MC KINNEY, CITY OF, TX PH II                       | 8/8/2012                                    |            |
| 112          | Russell, County of, KS PH II                       | 8/22/2012                                   |            |
| 113          | McCracken, County of, KY PH II STA                 | 8/24/2012                                   |            |
| 114          | MONTGOMERY, COUNTY OF, TX PH II                    | 9/19/2012                                   |            |
| 115          | BI STATE INFORMATION CENTER, TX PH II              | 9/27/2012                                   |            |
| 116          | Knox County Schools, TN PH II                      | 10/15/2012                                  |            |
| 117          | Beaumont, City of, TX Phase II                     | 10/22/2012                                  |            |
| 118          | BOWLING GREEN, CITY OF, KY PH II                   | 1/7/2013                                    |            |
| 119          | LUBBOCK, CITY OF, TX PH II                         | 2/15/2013                                   |            |
| 120          | BARTLETT, CITY OF, TN PH II                        | 4/5/2013                                    |            |
| 121          | Hutchinson-Reno County Emer Comm PH II             | 4/5/2013                                    |            |
| 122          | Wabaunsee County, KS PH II                         | 4/5/2013                                    |            |
| 123          | Joplin, City of, MO PH II                          | 4/8/2013                                    |            |
| 124          | LINCOLN, COUNTY OF, KS PH II                       | 4/12/2013                                   |            |
| 125          | KANSAS CITY, CITY OF, KS PH II                     | 4/15/2013                                   |            |
| 126          | SULLIVAN, COUNTY OF, TN PH II                      | 4/15/2013                                   |            |
| 127          | Wheeling, City of, WV PH II                        | 4/15/2013                                   |            |
| 128          | Saint Louis, City of, MO Police PH II              | 5/8/2013                                    |            |
| 129          | GRUNDY COUNTY OF, IA PH II                         | 5/23/2013                                   |            |
| 130          | EDEN PRAIRIE, CITY OF, MN PH II                    | 5/29/2013                                   |            |
| 131          | WEST DES MOINES, CITY OF, IA PH II                 | 5/31/2013                                   |            |
| 132          | Overland Park, City of, KS PH II                   | 6/12/2013                                   |            |
| 133          | North Kansas City Police                           | 7/12/2013                                   |            |
| 134          | CREEK, COUNTY OF, OK PH II                         | 8/22/2013                                   |            |
| 135          | METROPOLITAN NASHVILLE AIRPORT AUTHORITY, TN PH II | 8/26/2013                                   |            |
| 136          | PADUCAH, CITY OF, KY PH II                         | 8/26/2013                                   |            |
| 137          | SUMNER COUNTY OF, KS PH II                         | 8/28/2013                                   |            |
| 138          | Texas, State of PH II                              | 9/4/2013                                    |            |
| 139          | Anderson County, TX PH II                          | 9/16/2013                                   |            |
| 140          | BURNET, COUNTY OF, TX PH II                        | 9/16/2013                                   |            |
| 141          | Mc Pherson County, KS PH II                        | 9/16/2013                                   |            |
| 142          | Saint Charles, City of, MO PH II                   | 9/30/2013                                   |            |

Appendix 8  
Summary of Stage 2 FRAs that have Closed, as of September 30, 2017

| Stage 2 FRAs  |   |   |            |
|---------------|---|---|------------|
|               | Deal Name   | TA Completion Certification<br>Receipt Date | Deal Count |
| 143           | Omaha Public Power District, NE PH II             | 10/2/2013                                   |            |
| 144           | Waco, City of, TX Phase II                        | 11/13/2013                                  |            |
| 145           | PORT NECHES, CITY OF, TX PH II                    | 12/17/2013                                  |            |
| 146           | Grandview, City of, MO PH II                      | 1/6/2014                                    |            |
| 147           | TEXAS, STATE OF TEXAS A&M UNIVERSITY, TX PH II    | 2/10/2014                                   |            |
| 148           | Southern Methodist Univ PH II                     | 2/28/2014                                   |            |
| 149           | OWENSBORO, CITY OF, KY PH II                      | 4/14/2014                                   |            |
| 150           | HAYSVILLE, CITY OF, KS PH II                      | 4/21/2014                                   |            |
| 151           | OWASSO, CITY OF, OK PH II                         | 9/4/2014                                    |            |
| 152           | East Texas Medical Center, TX PH II               | 10/1/2014                                   |            |
| 153           | Ellis County, TX PH II                            | 10/2/2014                                   |            |
| 154           | ELLIS, COUNTY OF, KS PH II                        | 11/14/2014                                  |            |
| 155           | HAYS, COUNTY OF, TX PH II                         | 12/5/2014                                   |            |
| 156           | WILLIAMSON, COUNTY OF, TX PH II                   | 1/7/2015                                    |            |
| 157           | LAKE QUIVIRA, CITY OF, KS PH II                   | 1/21/2015                                   |            |
| 158           | DALLAS-FORT WORTH INTERNATIONAL AIRPORT, TX PH II | 2/9/2015                                    |            |
| 159           | College Station, City of, TX PH II                | 3/4/2015                                    |            |
| 160           | SMYRNA, TOWN OF, TN PH II                         | 3/4/2015                                    |            |
| 161           | OBION, COUNTY OF - SHERIFF DEPT, TN PH II         | 3/5/2015                                    |            |
| 162           | MESQUITE, CITY OF, TX PH II                       | 3/31/2015                                   |            |
| 163           | PLANO, CITY OF, TX PH II                          | 4/24/2015                                   |            |
| 164           | AUSTIN, CITY OF, TX PH II                         | 9/23/2015                                   |            |
| 165           | Fayette, County of, TX PH II STA                  | 9/30/2015                                   |            |
| 166           | BIXBY, CITY OF, OK PH II                          | 10/1/2015                                   |            |
| 167           | CLARKSVILLE, CITY OF, TN PH II                    | 5/11/2016                                   |            |
| 168           | HOUSTON, CITY OF, TX Police PH II                 | 5/18/2016                                   |            |
| 169           | Lewisville, City of, TX PH II                     | 6/7/2016                                    |            |
| 170           | JACKSONVILLE, CITY OF, AR PH II                   | 7/18/2016                                   |            |
| 171           | DUBUQUE, COUNTY OF, IA PH II                      | 7/29/2016                                   |            |
| 172           | Tennessee DOC PH II                               | 8/10/2016                                   |            |
| 173           | OAK RIDGE, CITY OF, TN PH II                      | 8/22/2016                                   |            |
| 174           | FORT WORTH, CITY OF, TX PH II                     | 10/25/2016                                  |            |
| 175           | DENTON, CITY OF, TX PH II                         | 11/15/2016                                  |            |
| 176           | JOHNSON, COUNTY OF, KS PH II                      | 6/26/2017                                   |            |
| 177           | MEMPHIS, CITY OF, TN PH II                        | 8/16/2017                                   |            |
| 178           | Prairie Village, City of, KS PH II                | 9/6/2017                                    |            |
|               | <b>Subtotal FRA count for Wave 2</b>              |   | <b>178</b> |
| <b>Wave 3</b> |   |   |            |
| 1             | HATTIESBURG, CITY OF, MS                          | 7/23/2007                                   |            |
| 2             | Crisp County School System, GA                    | 9/4/2007                                    |            |
| 3             | Washington, County of, MS PH II                   | 1/14/2008                                   |            |
| 4             | GRANVILLE, COUNTY OF, NC PH II                    | 3/10/2008                                   |            |
| 5             | Pickens County, SC PH II                          | 3/20/2008                                   |            |
| 6             | Rock Hill, City of, SC PH II                      | 7/3/2008                                    |            |
| 7             | AVENTURA, CITY OF, FL PH II                       | 7/10/2008                                   |            |
| 8             | TAMPA, CITY OF, FL PH II                          | 10/9/2008                                   |            |
| 9             | HUNTSVILLE MADISON COUNTY AIRPORT AUTHORITY, AL   | 10/21/2008                                  |            |
| 10            | SIMPSON, COUNTY OF E911 COMMUNICATION, MS PH II   | 11/3/2008                                   |            |
| 11            | Columbia, County of, GA PH II                     | 11/10/2008                                  |            |
| 12            | FOREST PARK, CITY OF, GA PH II                    | 11/10/2008                                  |            |
| 13            | NORTH CAROLINA DEPT OF CORRECTIONS PH II          | 3/9/2009                                    |            |
| 14            | Catoosa, County of, GA PH II STA                  | 3/12/2009                                   |            |
| 15            | ROME, CITY OF, GA PH II                           | 3/18/2009                                   |            |
| 16            | CHEROKEE, COUNTY OF, GA PH II                     | 5/13/2009                                   |            |
| 17            | JACKSONVILLE BEACH, CITY OF, FL PH II             | 5/21/2009                                   |            |
| 18            | WALTON, COUNTY OF, GA PH II                       | 5/27/2009                                   |            |
| 19            | TALLADEGA COUNTY EMA, AL PH II                    | 7/7/2009                                    |            |
| 20            | COWETA, COUNTY OF, GA PH II                       | 7/22/2009                                   |            |

Appendix 8  
Summary of Stage 2 FRAs that have Closed, as of September 30, 2017

| Stage 2 FRAs |  |   |            |
|--------------|--|---|------------|
|              | Deal Name  | TA Completion Certification<br>Receipt Date | Deal Count |
| 21           | Marshall, County of, AL PH II                    | 7/22/2009                                   |            |
| 22           | STONE MOUNTAIN PARK PH II                        | 8/1/2009                                    |            |
| 23           | EMORY UNIVERSITY, GA PH II                       | 9/8/2009                                    |            |
| 24           | Rossville, City of, GA PH II                     | 9/14/2009                                   |            |
| 25           | CLEVELAND, COUNTY OF, NC PH II                   | 11/25/2009                                  |            |
| 26           | Charleston, City of SC Mount Pleasant (MO) Ph II | 12/7/2009                                   |            |
| 27           | Thomasville Fire Rescue, GA PH II                | 12/9/2009                                   |            |
| 28           | Western Area Regional RSA PH II STA              | 2/15/2010                                   |            |
| 29           | TARBORO, TOWN OF, NC PH II                       | 3/26/2010                                   |            |
| 30           | DALLAS, CITY OF, GA PH II                        | 4/20/2010                                   |            |
| 31           | Hall, County of, GA PHII                         | 4/21/2010                                   |            |
| 32           | CRISP, COUNTY OF, GA                             | 4/23/2010                                   |            |
| 33           | FORSYTH, COUNTY OF, GA PH II                     | 6/10/2010                                   |            |
| 34           | EMERGENCY MANAGEMENT DISTRICT, MS                | 7/21/2010                                   |            |
| 35           | DUKE UNIVERSITY PH II                            | 8/9/2010                                    |            |
| 36           | ALBANY, CITY OF, GA                              | 10/12/2010                                  |            |
| 37           | OPELIKA, CITY OF, AL PH II                       | 10/25/2010                                  |            |
| 38           | PALM COAST, CITY OF, FL PH II                    | 11/1/2010                                   |            |
| 39           | Florida, State of - House & Senate PH II         | 12/16/2010                                  |            |
| 40           | Augusta Richmond, County of, GA PH II SED        | 1/25/2011                                   |            |
| 41           | DOTHAN, CITY OF, AL                              | 2/8/2011                                    |            |
| 42           | JOHNSTON, COUNTY OF, NC PH II                    | 2/16/2011                                   |            |
| 43           | Lafourche Parish, LA PH II                       | 3/30/2011                                   |            |
| 44           | ALBERTVILLE, CITY OF, AL                         | 4/15/2011                                   |            |
| 45           | Hancock, County of, MS PH II                     | 4/25/2011                                   |            |
| 46           | ROCKDALE, COUNTY OF, GA PH II                    | 4/25/2011                                   |            |
| 47           | Hardee, County of, FL PH II                      | 6/7/2011                                    |            |
| 48           | Apopka, City of, FL PH II Interop Only           | 11/14/2011                                  |            |
| 49           | Saint Johns, County of, FL PH II                 | 11/21/2011                                  |            |
| 50           | Madison, City of, AL                             | 12/12/2011                                  |            |
| 51           | Putnam, County of, FL PH II MA only              | 12/13/2011                                  |            |
| 52           | Terrebonne Parish, LA PH II                      | 1/9/2012                                    |            |
| 53           | GADSDEN, CITY OF, AL PH II                       | 1/18/2012                                   |            |
| 54           | PITT, COUNTY OF, NC PH II                        | 1/27/2012                                   |            |
| 55           | CLEARWATER, CITY OF, FL PH II                    | 1/30/2012                                   |            |
| 56           | Washington, County of, AL PH II                  | 2/6/2012                                    |            |
| 57           | JUNO BEACH, TOWN OF, FL PH II                    | 2/9/2012                                    |            |
| 58           | Palm Beach, County of, FL School PD PH II        | 2/9/2012                                    |            |
| 59           | ATLANTA, CITY OF, GA PH II                       | 3/5/2012                                    |            |
| 60           | LA GRANGE, CITY OF, GA PH II                     | 3/22/2012                                   |            |
| 61           | Charleston, City of, SC PH II                    | 4/12/2012                                   |            |
| 62           | OCEAN RIDGE, TOWN OF, FL PH II                   | 4/12/2012                                   |            |
| 63           | Hillsborough, County Of, FL PH II                | 4/17/2012                                   |            |
| 64           | Atlanta, City of, GA (APS) PH II                 | 4/20/2012                                   |            |
| 65           | Cary, Town of, NC PH II                          | 4/24/2012                                   |            |
| 66           | Florida, State of, DOC PH II                     | 6/4/2012                                    |            |
| 67           | Palm Beach Cty Solid Waste Auth PH II            | 6/5/2012                                    |            |
| 68           | MAITLAND, CITY OF, FL PH II                      | 6/26/2012                                   |            |
| 69           | BAY COUNTY COMMISSIONERS, FL PH II               | 7/9/2012                                    |            |
| 70           | CENTER POINT FIRE DISTRICT, AL PH II             | 7/9/2012                                    |            |
| 71           | JACKSON, COUNTY OF, MS PH II                     | 7/13/2012                                   |            |
| 72           | WINTER PARK, CITY OF, FL PH II                   | 8/21/2012                                   |            |
| 73           | BOYNTON BEACH, CITY OF, FL PH II                 | 8/22/2012                                   |            |
| 74           | CHARLESTON, COUNTY OF, SC PH II                  | 8/29/2012                                   |            |
| 75           | TALLAHASSEE, CITY OF, FL PH II                   | 8/29/2012                                   |            |
| 76           | TOA BAJA MUNICIPAL GOVERNMENT, PR PH II          | 10/15/2012                                  |            |
| 77           | Athens-Clarke County, GA PH II MA                | 10/24/2012                                  |            |
| 78           | LEE, COUNTY OF, MS                               | 11/19/2012                                  |            |

Appendix 8  
Summary of Stage 2 FRAs that have Closed, as of September 30, 2017

| Stage 2 FRAs |  |   |            |
|--------------|--|---|------------|
|              | Deal Name  | TA Completion Certification<br>Receipt Date | Deal Count |
| 79           | REEDY CREEK IMPROVEMENT DISTRICT, FL PH II         | 12/10/2012                                  |            |
| 80           | GWINNETT, COUNTY OF, GA PH II                      | 12/21/2012                                  |            |
| 81           | SHELBY, CITY OF, NC PH II                          | 1/8/2013                                    |            |
| 82           | LAKELAND, CITY OF, FL PH II                        | 1/9/2013                                    |            |
| 83           | North Carolina, State of PH II Data System         | 1/15/2013                                   |            |
| 84           | Flagler, County of, FL PH II                       | 1/23/2013                                   |            |
| 85           | MONTGOMERY, CITY OF, AL PH II                      | 1/29/2013                                   |            |
| 86           | Orange, County of, FL PH II                        | 2/6/2013                                    |            |
| 87           | PINEVILLE, TOWN OF, NC PH II                       | 2/15/2013                                   |            |
| 88           | SPALDING, COUNTY OF, GA PH II                      | 2/15/2013                                   |            |
| 89           | Boca Raton, City of, FL PH II MO                   | 4/11/2013                                   |            |
| 90           | St Martin Parish Sherrif, LA PH II MA only         | 4/11/2013                                   |            |
| 91           | BULLOCH, COUNTY OF, GA                             | 4/15/2013                                   |            |
| 92           | GLYNN, COUNTY OF, GA PH II                         | 4/15/2013                                   |            |
| 93           | SAINT LUCIE, COUNTY OF, FL PH II                   | 4/15/2013                                   |            |
| 94           | Lexington, County of, SC PH II SED                 | 4/16/2013                                   |            |
| 95           | Sarasota, County of, FL PH II                      | 7/12/2013                                   |            |
| 96           | Mississippi, State of, PH II FB2T                  | 7/17/2013                                   |            |
| 97           | MINT HILL, TOWN OF, NC PH II                       | 8/28/2013                                   |            |
| 98           | Rocky Mount, City of, NC PH II                     | 9/4/2013                                    |            |
| 99           | PALM BEACH GARDENS, CITY OF, FL PH II              | 9/11/2013                                   |            |
| 100          | CITRUS, COUNTY OF, FL PH II MA Only                | 9/16/2013                                   |            |
| 101          | HICKORY, CITY OF, NC PH II                         | 9/25/2013                                   |            |
| 102          | Houma, City of LA, PH II STA                       | 10/18/2013                                  |            |
| 103          | POLK, COUNTY OF, FL PH II                          | 10/25/2013                                  |            |
| 104          | GREATER ORLANDO PUBLIC SAFETY COOP, FL PH II       | 12/4/2013                                   |            |
| 105          | FULTON, COUNTY OF, GA PH II                        | 12/11/2013                                  |            |
| 106          | CORAL SPRINGS, CITY OF, FL PH II                   | 12/17/2013                                  |            |
| 107          | OCALA, CITY OF, FL PH II                           | 12/17/2013                                  |            |
| 108          | JACKSONVILLE, CITY OF, FL PH II                    | 1/27/2014                                   |            |
| 109          | Myrtle Beach, City of, SC PH II                    | 3/10/2014                                   |            |
| 110          | COLLIER, COUNTY OF, FL PH II                       | 3/12/2014                                   |            |
| 111          | FAYETTE, COUNTY OF, GA PH II                       | 4/21/2014                                   |            |
| 112          | MONROE, COUNTY OF, FL PH II                        | 4/21/2014                                   |            |
| 113          | HOLLYWOOD, CITY OF, FL PH II                       | 4/23/2014                                   |            |
| 114          | Calhoun, County of, AL TARS PH II                  | 4/25/2014                                   |            |
| 115          | GAINESVILLE, CITY OF, FL PH II                     | 6/24/2014                                   |            |
| 116          | CLAY, COUNTY OF, FL PH II                          | 7/8/2014                                    |            |
| 117          | Beauregard Parish Sheriff's Office, LA PH II       | 8/27/2014                                   |            |
| 118          | MARION, COUNTY OF, SC PH II                        | 8/27/2014                                   |            |
| 119          | Iberville, Parish of, LA Phase II                  | 9/4/2014                                    |            |
| 120          | ALABAMA, STATE OF, AL PH II                        | 9/8/2014                                    |            |
| 121          | Caddo Parish Comm Dist 1, LA PH II                 | 9/8/2014                                    |            |
| 122          | CONSOLIDATED GOVERNMENT OF COLUMBUS, GA PH II      | 10/8/2014                                   |            |
| 123          | HARRISON, COUNTY OF, MS PH II                      | 10/15/2014                                  |            |
| 124          | YORK, COUNTY OF, SC PH II                          | 10/15/2014                                  |            |
| 125          | OSCEOLA, COUNTY OF, FL PH II                       | 11/11/2014                                  |            |
| 126          | Miami Shores, Village of, FL PH II                 | 12/15/2014                                  |            |
| 127          | MIAMI, CITY OF, FL PH II                           | 12/17/2014                                  |            |
| 128          | AVOUELLES PARISH COMMUNICATIONS DISTRICT, LA PH II | 1/5/2015                                    |            |
| 129          | MARTIN, COUNTY OF, FL PH II                        | 1/21/2015                                   |            |
| 130          | HERNANDO, COUNTY OF, FL PH II                      | 1/26/2015                                   |            |
| 131          | Bossier Parish, LA PH II                           | 1/30/2015                                   |            |
| 132          | Georgia, State of, PH II Metro                     | 2/9/2015                                    |            |
| 133          | GEORGIA, STATE OF PH II                            | 2/17/2015                                   |            |
| 134          | City of Sumter and Sumter County, SC PH II         | 2/18/2015                                   |            |
| 135          | CORAL GABLES, CITY OF, FL PH II                    | 3/16/2015                                   |            |
| 136          | KENNER, CITY OF, LA PH II                          | 4/13/2015                                   |            |

Appendix 8  
Summary of Stage 2 FRAs that have Closed, as of September 30, 2017

| Stage 2 FRAs  |  |   |            |
|---------------|--|---|------------|
|               | Deal Name                                      | TA Completion Certification<br>Receipt Date | Deal Count |
| 137           | OPELOUSAS, CITY OF, LA PH II                   | 4/20/2015                                   |            |
| 138           | HARNETT COUNTY OF, NC PH II                    | 5/11/2015                                   |            |
| 139           | CALHOUN, COUNTY OF, AL PH II                   | 5/19/2015                                   |            |
| 140           | BREVARD, COUNTY OF, FL PH II                   | 6/1/2015                                    |            |
| 141           | Lake, County of, FL PH II                      | 6/1/2015                                    |            |
| 142           | HORRY, COUNTY OF, SC PH II                     | 6/8/2015                                    |            |
| 143           | KERNERSVILLE, TOWN OF, NC PH II                | 7/1/2015                                    |            |
| 144           | DESOTO, COUNTY OF, FL PH II                    | 7/8/2015                                    |            |
| 145           | CALCASIEU, PARISH OF, LA PH II                 | 7/10/2015                                   |            |
| 146           | SAVANNAH, CITY OF, GA                          | 7/17/2015                                   |            |
| 147           | MANATEE, COUNTY OF, FL PH II                   | 7/22/2015                                   |            |
| 148           | NEW BERN, CITY OF, NC PH II                    | 8/10/2015                                   |            |
| 149           | SEMINOLE, COUNTY OF, FL PH II                  | 9/11/2015                                   |            |
| 150           | HENRY, COUNTY OF, GA PH II                     | 9/18/2015                                   |            |
| 151           | HIALEAH, CITY OF, FL PH II                     | 11/6/2015                                   |            |
| 152           | INDIAN RIVER, COUNTY OF, FL PH II              | 11/11/2015                                  |            |
| 153           | CONCORD, CITY OF, NC PH II                     | 11/16/2015                                  |            |
| 154           | JACKSONVILLE, CITY OF, NC PH II                | 11/19/2015                                  |            |
| 155           | MOORESVILLE, TOWN OF, NC PH II                 | 11/19/2015                                  |            |
| 156           | West Baton Rouge Parish Comm Dist PH II        | 11/20/2015                                  |            |
| 157           | BATON ROUGE, CITY OF, LA PH II                 | 12/4/2015                                   |            |
| 158           | FLORIDA, STATE OF PH II                        | 12/16/2015                                  |            |
| 159           | MOBILE, CITY OF, AL PH II                      | 12/16/2015                                  |            |
| 160           | FORT LAUDERDALE, CITY OF, FL PH II             | 12/28/2015                                  |            |
| 161           | CHARLOTTE, COUNTY OF, FL PH II                 | 2/4/2016                                    |            |
| 162           | SULPHUR, CITY OF, LA PH II                     | 2/22/2016                                   |            |
| 163           | DURHAM, CITY OF, NC PH II                      | 2/26/2016                                   |            |
| 164           | BEAUFORT, COUNTY OF, SC PH II                  | 4/13/2016                                   |            |
| 165           | VOLUSIA, COUNTY OF, FL PH II                   | 4/20/2016                                   |            |
| 166           | BROWARD, COUNTY OF, FL PH II                   | 5/9/2016                                    |            |
| 167           | RALEIGH DURHAM AIRPORT AUTHORITY, NC PH II     | 5/9/2016                                    |            |
| 168           | GUILFORD, COUNTY OF, NC PH II                  | 5/11/2016                                   |            |
| 169           | Lake Charles, City Of, LA PH II                | 5/18/2016                                   |            |
| 170           | SCHOOL BOARD OF BROWARD COUNTY, FLORIDA PH II  | 6/7/2016                                    |            |
| 171           | SAINT TAMMANY, PARISH OF, LA PH II             | 6/10/2016                                   |            |
| 172           | LENOIR, COUNTY OF, NC PH II                    | 6/15/2016                                   |            |
| 173           | LAFAYETTE, PARISH OF, LA PH II                 | 6/28/2016                                   |            |
| 174           | COVINGTON, CITY OF, GA PH II                   | 7/18/2016                                   |            |
| 175           | GUAYNABO, MUNICIPALITY OF, PR PH II            | 7/20/2016                                   |            |
| 176           | Puerto Rico Admin of Courts PH II              | 7/26/2016                                   |            |
| 177           | St. Bernard Parish Sheriff's Office, LA PH II  | 9/7/2016                                    |            |
| 178           | SHERIFF, PARISH OF POINTE COUPEE, LA PH II     | 9/22/2016                                   |            |
| 179           | SAINT JAMES, PARISH OF, LA PH II               | 11/15/2016                                  |            |
| 180           | LOUISIANA, STATE OF PH II                      | 12/16/2016                                  |            |
| 181           | Mississippi, State of, PH II (Miss State Univ) | 6/30/2017                                   |            |
| 182           | MOBILE, COUNTY OF, AL PH II                    | 9/14/2017                                   |            |
|               | <b>Subtotal FRA count for Wave 3</b>           |   | <b>182</b> |
| <b>Wave 4</b> |  |   |            |
| 1             | VANCOUVER HOUSING AUTHORITY, WA PH II          | 1/25/2008                                   |            |
| 2             | AUGLAIZE, COUNTY OF, OH PH II                  | 7/25/2008                                   |            |
| 3             | COLONIE, TOWN OF, NY PH II                     | 8/8/2008                                    |            |
| 4             | LONG BEACH, CITY OF, CA PH II                  | 10/20/2008                                  |            |
| 5             | ALLEN, COUNTY OF, OH PH II                     | 11/17/2008                                  |            |
| 6             | VICTORIA, CITY OF, TX PH II                    | 11/25/2008                                  |            |
| 7             | Carlsbad, City of, NM PH II                    | 2/6/2009                                    |            |
| 8             | WESTERN MICHIGAN UNIVERSITY, MI PH II          | 4/1/2009                                    |            |
| 9             | ALASKA, STATE OF PH II                         | 5/21/2009                                   |            |
| 10            | SAN ANGELO, CITY OF, TX PH II                  | 10/23/2009                                  |            |

Appendix 8  
Summary of Stage 2 FRAs that have Closed, as of September 30, 2017

| Stage 2 FRAs                  |   |   |            |
|-------------------------------|---|---|------------|
|                               | Deal Name                                       | TA Completion Certification<br>Receipt Date | Deal Count |
| 11                            | GLENVILLE, TOWN OF, NY PH II                    | 2/24/2010                                   |            |
| 12                            | SAN JUAN, COUNTY OF, NM PH II                   | 3/2/2010                                    |            |
| 13                            | YAKIMA, CITY OF, WA PH II                       | 3/26/2010                                   |            |
| 14                            | New York, State of PH II                        | 4/7/2010                                    |            |
| 15                            | BEVERLY HILLS, CITY OF, CA PH II                | 8/24/2010                                   |            |
| 16                            | VIA METROPOLITAN TRANSIT, TX PH II              | 2/2/2011                                    |            |
| 17                            | HARRISON, COUNTY OF, OH PH II                   | 2/4/2011                                    |            |
| 18                            | SIGNAL HILL, CITY OF, CA PH II                  | 3/28/2011                                   |            |
| 19                            | Benton, County of WA PH II                      | 3/30/2011                                   |            |
| 20                            | Allegheny County Dept of Emerg Svcs PH II       | 3/15/2012                                   |            |
| 21                            | Whitehall, City of, MI PH II MA only            | 7/19/2012                                   |            |
| 22                            | Clinton County Sheriff Office, OH PH II         | 2/15/2013                                   |            |
| 23                            | ALBUQUERQUE, CITY OF, NM PH II                  | 4/24/2013                                   |            |
| 24                            | CINCINNATI, CITY OF, OH PH II                   | 9/10/2013                                   |            |
| 25                            | CLERMONT, COUNTY OF, OH PH II                   | 10/2/2013                                   |            |
| 26                            | Hobbs, City of, NM PH II                        | 12/11/2013                                  |            |
| 27                            | HAMILTON, COUNTY OF, OH PH II                   | 3/12/2014                                   |            |
| 28                            | BUTLER, COUNTY OF, OH PH II                     | 6/25/2014                                   |            |
| 29                            | CUMBERLAND, COUNTY OF, PA PH II                 | 11/5/2014                                   |            |
| 30                            | WESTMORELAND, COUNTY OF, PA PH II               | 2/17/2015                                   |            |
| 31                            | PENNSYLVANIA STATE UNIVERSITY, PA PH II         | 3/4/2015                                    |            |
| 32                            | CLARK EMERGENCY SERVICES, COUNTY OF, WA PH II   | 9/25/2015                                   |            |
|                               | <b>Subtotal FRA count for Wave 4</b>            |   | <b>32</b>  |
| <b>Canadian Border Region</b> |   |   |            |
| 1                             | Jefferson Transit Authority, WA                 | 12/22/2009                                  |            |
| 2                             | Minnesota, State of Canadian Rebanding          | 2/16/2010                                   |            |
| 3                             | Midland, County of, MI                          | 2/25/2010                                   |            |
| 4                             | Marion, County of, OH                           | 3/23/2010                                   |            |
| 5                             | Eaton, County of, MI                            | 5/20/2010                                   |            |
| 6                             | Chelan, County of, WA                           | 6/25/2010                                   |            |
| 7                             | Spokane Transit Authority, WA                   | 8/6/2010                                    |            |
| 8                             | Trumbull, County of, OH                         | 8/17/2010                                   |            |
| 9                             | Saginaw County 911 Communications Authority, MI | 8/23/2010                                   |            |
| 10                            | Erie County Water Authority, NY                 | 9/22/2010                                   |            |
| 11                            | Oneida, County of, NY                           | 11/8/2010                                   |            |
| 12                            | Cuyahoga, County of, OH                         | 11/10/2010                                  |            |
| 13                            | Millcreek, Township of, PA                      | 11/16/2010                                  |            |
| 14                            | Mahoning, County of, OH                         | 12/7/2010                                   |            |
| 15                            | Newstead, Town of, NY                           | 12/10/2010                                  |            |
| 16                            | Syracuse, City of, NY                           | 1/5/2011                                    |            |
| 17                            | Kitsap, County of, WA                           | 2/4/2011                                    |            |
| 18                            | New York, State of, OCFS                        | 2/15/2011                                   |            |
| 19                            | Niagara, County of, NY                          | 2/23/2011                                   |            |
| 20                            | Dublin, City of, OH                             | 5/20/2011                                   |            |
| 21                            | Saratoga County of, NY                          | 5/23/2011                                   |            |
| 22                            | Spokane, City of, WA                            | 6/7/2011                                    |            |
| 23                            | Erie, City of, PA                               | 7/19/2011                                   |            |
| 24                            | Buffalo, City of, NY                            | 8/15/2011                                   |            |
| 25                            | Spokane, County of, WA                          | 8/16/2011                                   |            |
| 26                            | Onondaga, County of, NY                         | 2/2/2012                                    |            |
| 27                            | MENTOR, CITY OF, OH                             | 5/11/2012                                   |            |
| 28                            | Anacortes, City of, WA                          | 5/22/2012                                   |            |
| 29                            | Monroe, County of, NY                           | 8/6/2012                                    |            |
| 30                            | New York, State of Canadian Rebanding           | 8/21/2012                                   |            |
| 31                            | Austintown, Township of, OH                     | 9/6/2012                                    |            |
| 32                            | Lansing School District, MI                     | 9/14/2012                                   |            |
| 33                            | Lancaster, Town of, NY                          | 9/26/2012                                   |            |
| 34                            | New York OEM                                    | 10/8/2012                                   |            |



Appendix 8  
Summary of Stage 2 FRAs that have Closed, as of September 30, 2017

| Stage 2 FRAs          |  |   |            |
|-----------------------|--|---|------------|
|                       | Deal Name  | TA Completion Certification<br>Receipt Date | Deal Count |
| 35                    | Lake, County of, OH                                  | 4/24/2013                                   |            |
| 36                    | Rome, City of, NY                                    | 5/8/2013                                    |            |
| 37                    | Bloomfield, Township of, MI                          | 7/8/2013                                    |            |
| 38                    | Auburn, City of, NY                                  | 7/12/2013                                   |            |
| 39                    | Ontario, County of, NY                               | 8/26/2013                                   |            |
| 40                    | Wayne, County of, NY                                 | 9/10/2013                                   |            |
| 41                    | Tuscola, County of, MI                               | 10/9/2013                                   |            |
| 42                    | Oswego, County of, NY                                | 12/13/2013                                  |            |
| 43                    | Worthington, City of, OH                             | 1/6/2014                                    |            |
| 44                    | Jackson, City of, MI                                 | 5/2/2014                                    |            |
| 45                    | Lapeer, County of, MI                                | 5/21/2014                                   |            |
| 46                    | Medina, County of, OH                                | 6/24/2014                                   |            |
| 47                    | Delaware, County of, OH                              | 7/30/2014                                   |            |
| 48                    | Richfield, Village of, OH                            | 8/25/2014                                   |            |
| 49                    | Westland, City of, MI                                | 8/25/2014                                   |            |
| 50                    | Billings, City of, MT                                | 9/4/2014                                    |            |
| 51                    | Montgomery, County of, OH                            | 9/8/2014                                    |            |
| 52                    | Ohio, State of PH II Mutual Aid Only                 | 9/8/2014                                    |            |
| 53                    | Brown, County of, OH                                 | 9/30/2014                                   |            |
| 54                    | Regents of the University of Michigan                | 9/30/2014                                   |            |
| 55                    | Fayette, County of, OH                               | 10/15/2014                                  |            |
| 56                    | Livonia, City of, MI                                 | 11/10/2014                                  |            |
| 57                    | Cleveland, City of, OH                               | 11/21/2014                                  |            |
| 58                    | GRAND ISLE COUNTY EMER SVCS ASSOC PH II              | 1/8/2015                                    |            |
| 59                    | Findlay, City of, OH                                 | 1/21/2015                                   |            |
| 60                    | Parma, City of, OH                                   | 2/20/2015                                   |            |
| 61                    | Bath, Township of, OH                                | 2/23/2015                                   |            |
| 62                    | Cuyahoga Falls, City of, OH                          | 3/4/2015                                    |            |
| 63                    | Greene, County of, OH                                | 3/4/2015                                    |            |
| 64                    | Downriver Mutual Aid, MI                             | 3/24/2015                                   |            |
| 65                    | Genesee, County of, NY                               | 5/13/2015                                   |            |
| 66                    | Wayne, County of, MI                                 | 8/3/2015                                    |            |
| 67                    | Garden City, City of, MI                             | 8/28/2015                                   |            |
| 68                    | Springfield, City of, OH                             | 9/11/2015                                   |            |
| 69                    | Ohio State University                                | 9/30/2015                                   |            |
| 70                    | Ann Arbor Transportation Authority, MI               | 1/4/2016                                    |            |
| 71                    | Clinton, County of, MI                               | 1/8/2016                                    |            |
| 72                    | Jackson, County of, MI                               | 2/24/2016                                   |            |
| 73                    | Huron County 911, MI                                 | 4/13/2016                                   |            |
| 74                    | Island County Public Transportation Benefit Area, WA | 5/9/2016                                    |            |
| 75                    | Lucas, County of, OH                                 | 6/13/2016                                   |            |
| 76                    | Niagara Frontier Transportation Authority, NY        | 7/25/2016                                   |            |
| 77                    | Skagit, County of, WA                                | 7/25/2016                                   |            |
| 78                    | Barberton, City of, OH                               | 7/29/2016                                   |            |
| 79                    | Snohomish, County of, WA                             | 8/16/2016                                   |            |
| 80                    | Tacoma, City of, WA                                  | 9/20/2016                                   |            |
| 81                    | Skagit Transit Systems, WA                           | 9/22/2016                                   |            |
| 82                    | Columbus, City of, OH                                | 9/28/2016                                   |            |
| 83                    | Ohio, State of                                       | 10/10/2016                                  |            |
| 84                    | Clinton, County of, NY                               | 11/22/2016                                  |            |
| 85                    | Michigan, State of                                   | 12/20/2016                                  |            |
| 86                    | Oakland, County of, MI                               | 3/14/2017                                   |            |
|                       | <b>Subtotal FRA count for Canadian Border</b>        |   | <b>86</b>  |
| <b>Mexican Border</b> |  |   |            |
| 1                     | Moreno Valley, City of                               | 2/18/2015                                   |            |
| 2                     | KERN, COUNTY OF, CA PH II                            | 3/16/2015                                   |            |
| 3                     | University of Arizona                                | 11/2/2015                                   |            |
| 4                     | MESA, CITY OF, AZ PH II                              | 12/4/2015                                   |            |

Appendix 8  
Summary of Stage 2 FRAs that have Closed, as of September 30, 2017

| Stage 2 FRAs      |  |   |            |
|-------------------|--|---|------------|
|                   | Deal Name  | TA Completion Certification<br>Receipt Date | Deal Count |
| 5                 | Culver City, City of, CA PH II                   | 1/13/2016                                   |            |
| 6                 | University of California - Santa Barbara PH II   | 1/19/2016                                   |            |
| 7                 | Pima County Community College District           | 1/29/2016                                   |            |
| 8                 | Phoenix, City of, AZ PH II Data System           | 2/8/2016                                    |            |
| 9                 | Regional Fire Protection Authority (RFPA)        | 3/9/2016                                    |            |
| 10                | Nogales, City of                                 | 5/16/2016                                   |            |
| 11                | Calexico, City of                                | 6/27/2016                                   |            |
| 12                | University of California - Irvine                | 9/7/2016                                    |            |
| 13                | TUCSON, CITY OF, AZ PH II                        | 10/28/2016                                  |            |
| 14                | CENTRAL AZ WATER CONSERVATION DISTRICT, AZ PH II | 11/15/2016                                  |            |
| 15                | REGENTS OF THE UNIVERSITY OF CA - UCLA           | 3/3/2017                                    |            |
|                   | <b>Subtotal FRA count for Mexican Border</b>     |   | <b>15</b>  |
| <b>Total FRAs</b> |  |   | <b>788</b> |

# Appendix 8

Summary of Stage 2 FRAs Pending TA Completion Certification Review, as of September 30, 2017

| Stage 2 FRAs Pending TA Completion Certification Review |   |   |            |
|---|---|---|------------|
|   | Deal Name                                     | TA Completion Certification<br>Receipt Date | Deal Count |
| <b>Wave 1</b>   |   |   |            |
|   | Subtotal FRA count for Wave 1                 |   | 0          |
| <b>Wave 2</b>   |   |   |            |
|   | Subtotal FRA count for Wave 2                 |   | 0          |
| <b>Wave 3</b>   |   |   |            |
| 1   | SOUTH CAROLINA, STATE OF PH II                | 9/29/2017                                   |            |
|   | Subtotal FRA count for Wave 3                 |   | 1          |
| <b>Wave 4</b>   |   |   |            |
|   | Subtotal FRA count for Wave 4                 |   | 0          |
| <b>Canadian Border Region</b>                           |   |   |            |
| 1   | ANN ARBOR, CITY OF, MI                        | 3/1/2017                                    |            |
|   | Subtotal FRA count for Canadian Border Region |   | 1          |
| <b>Mexican Border Region</b>                            |   |   |            |
|   | Subtotal FRA count for Mexican Border Region  |   | 0          |
| Total FRAs Pending TA Completion Certification Review   |   |   | 2          |

Appendix 8  
Summary of Stage 2 PFAs that have Closed, as of September 30, 2017

| Stage 2 PFAs  |   |   |            |
|---------------|---|---|------------|
|               | Deal Name   | TA Completion Certification<br>Receipt Date | Deal Count |
| <b>Wave 1</b> |   |   |            |
| 1             | Monterey, County of (CA)                          | 5/11/2007                                   |            |
| 2             | ROCK, COUNTY OF, WI PH II                         | 6/12/2007                                   |            |
| 3             | VACAVILLE, CITY OF, CA PH II                      | 1/14/2008                                   |            |
| 4             | Colorado, State of PH II                          | 3/10/2008                                   |            |
| 5             | ALLEN, COUNTY OF, IN PH II                        | 3/12/2008                                   |            |
| 6             | SHEBOYGAN, COUNTY OF, WI PH II                    | 3/20/2008                                   |            |
| 7             | SPRINGFIELD, CITY OF, IL PH II                    | 4/7/2008                                    |            |
| 8             | Nashua, City of                                   | 4/11/2008                                   |            |
| 9             | PORTSMOUTH, CITY OF, VA PH II                     | 4/11/2008                                   |            |
| 10            | UNIVERSITY OF CONNECTICUT, CT PH II               | 4/11/2008                                   |            |
| 11            | Brown, County of WI                               | 4/14/2008                                   |            |
| 12            | EAGLE, COUNTY OF, CO PH II                        | 4/14/2008                                   |            |
| 13            | NORTHWEST CENTRAL DISPATCH SYSTEM, IL PH II       | 4/21/2008                                   |            |
| 14            | ELK GROVE UNIFIED SCHOOL DISTRICT, CA PH II       | 4/29/2008                                   |            |
| 15            | LA CROSSE, CITY OF, WI PH II                      | 4/29/2008                                   |            |
| 16            | Maui, County of, HI PH II                         | 5/21/2008                                   |            |
| 17            | EAST CHICAGO, CITY OF, IN PH II                   | 6/9/2008                                    |            |
| 18            | SALEM, CITY OF, OR PH II                          | 6/11/2008                                   |            |
| 19            | University of California - Berkeley               | 6/11/2008                                   |            |
| 20            | HOPEWELL, CITY OF, VA PH II                       | 7/2/2008                                    |            |
| 21            | WALLINGFORD, TOWN OF, CT PH II                    | 7/9/2008                                    |            |
| 22            | Cook, County of, IL PH II                         | 8/1/2008                                    |            |
| 23            | DAVIS, CITY OF, CA PH II                          | 8/18/2008                                   |            |
| 24            | WAUKESHA, COUNTY OF, WI PH II                     | 8/19/2008                                   |            |
| 25            | University of California - Santa Cruz             | 9/17/2008                                   |            |
| 26            | ROANOKE, COUNTY OF, VA PH II                      | 11/11/2008                                  |            |
| 27            | University of California - Merced                 | 11/24/2008                                  |            |
| 28            | ALEXANDRIA, CITY OF, VA PH II                     | 12/19/2008                                  |            |
| 29            | EAST HAMPTON, TOWN OF, NY PH II                   | 1/14/2009                                   |            |
| 30            | ILLINOIS, STATE OF PH II                          | 2/12/2009                                   |            |
| 31            | KANKAKEE, CITY OF, IL PH II                       | 2/12/2009                                   |            |
| 32            | UPPER MARYLAND EASTERN SHORE CONSORTIUM, MD PH II | 2/25/2009                                   |            |
| 33            | MASSACHUSETTS BAY TRANS AUTHORITY PH II           | 3/17/2009                                   |            |
| 34            | WILL, COUNTY OF, IL PH II                         | 3/24/2009                                   |            |
| 35            | CENTRAL VA PLANNING DISTRICT COMMISSION, VA PH II | 5/18/2009                                   |            |
| 36            | SALT LAKE CITY, CITY OF, UT PH II                 | 5/18/2009                                   |            |
| 37            | MC LEAN, COUNTY OF, IL PH II                      | 5/20/2009                                   |            |
| 38            | CAPITAL REGION AIRPORT COMMISSION, VA PH II       | 7/17/2009                                   |            |
| 39            | PORTLAND, CITY OF, ME PH II                       | 7/22/2009                                   |            |
| 40            | CLARK, COUNTY OF, NV PH II                        | 9/14/2009                                   |            |
| 41            | Fairfield, Town of                                | 9/25/2009                                   |            |
| 42            | SAINT CLAIR, COUNTY OF, IL PH II                  | 9/29/2009                                   |            |
| 43            | HANOVER, COUNTY OF, VA PH II                      | 10/20/2009                                  |            |
| 44            | GREENFIELD, CITY OF, WI PH II                     | 10/26/2009                                  |            |
| 45            | NORFOLK, COUNTY OF, MA PH II                      | 11/6/2009                                   |            |
| 46            | HONOLULU, CITY AND COUNTY OF, HI PH II            | 12/1/2009                                   |            |
| 47            | SCHAUMBURG, VILLAGE OF, IL PH II                  | 1/19/2010                                   |            |
| 48            | WICOMICO, COUNTY OF, MD PH II                     | 3/2/2010                                    |            |
| 49            | CARROLL, COUNTY OF, MD PH II                      | 3/19/2010                                   |            |
| 50            | NASSAU, COUNTY OF, NY PH II                       | 3/23/2010                                   |            |
| 51            | NAPERVILLE, CITY OF, IL PH II                     | 4/6/2010                                    |            |
| 52            | University of Maryland PH II                      | 4/19/2010                                   |            |

Appendix 8  
Summary of Stage 2 PFAs that have Closed, as of September 30, 2017

| Stage 2 PFAs |  |   |            |
|--------------|--|---|------------|
|              | Deal Name  | TA Completion Certification<br>Receipt Date | Deal Count |
| 53           | SANTA CLARA, CITY OF, CA PH II                     | 4/20/2010                                   |            |
| 54           | UCAN   | 5/4/2010                                    |            |
| 55           | GRUNDY E-911, COUNTY OF, IL PH II                  | 5/5/2010                                    |            |
| 56           | STAMFORD, CITY OF, CT PH II                        | 5/5/2010                                    |            |
| 57           | STOCKTON, CITY OF, CA PH II                        | 5/7/2010                                    |            |
| 58           | METRO WASHINGTON AIRPORTS AUTH (MWAA) PH II        | 6/10/2010                                   |            |
| 59           | SAN FRANCISCO, CITY & COUNTY OF, CA PH II          | 6/17/2010                                   |            |
| 60           | HOWARD, COUNTY OF, MD PH II                        | 7/6/2010                                    |            |
| 61           | WARRENTON FAUQUIER JOINT COMM CTR PH II            | 7/6/2010                                    |            |
| 62           | Bluffton, City of                                  | 7/19/2010                                   |            |
| 63           | RICHMOND, CITY OF, CA PH II                        | 7/22/2010                                   |            |
| 64           | JOLIET, CITY OF, IL PH II                          | 8/17/2010                                   |            |
| 65           | ROCKLAND, COUNTY OF, NY PH II                      | 8/17/2010                                   |            |
| 66           | FREDERICK, COUNTY OF, MD PH II                     | 8/25/2010                                   |            |
| 67           | MASSACHUSETTS WATER RESOURCES AUTHORITY, MA PH II  | 8/30/2010                                   |            |
| 68           | UNION, COUNTY OF, NJ PH II                         | 9/2/2010                                    |            |
| 69           | YORK, COUNTY OF, VA PH II                          | 9/22/2010                                   |            |
| 70           | TIPPECANOE, COUNTY OF, IN PH II                    | 9/29/2010                                   |            |
| 71           | MILWAUKEE, COUNTY OF, WI PH II                     | 10/6/2010                                   |            |
| 72           | HARFORD COUNTY, MD, MD PH II                       | 11/15/2010                                  |            |
| 73           | HOWARD, COUNTY OF, IN PH II                        | 11/17/2010                                  |            |
| 74           | OAKLAND, CITY OF, CA PH II                         | 12/16/2010                                  |            |
| 75           | CALVERT, COUNTY OF, MD PH II                       | 1/19/2011                                   |            |
| 76           | HAMILTON, COUNTY OF, IN PH II                      | 2/24/2011                                   |            |
| 77           | CULPEPER, COUNTY OF, VA PH II                      | 2/28/2011                                   |            |
| 78           | GREENWICH, TOWN OF, CT PH II                       | 3/3/2011                                    |            |
| 79           | ATLANTIC CITY, CITY OF, NJ PH II                   | 4/27/2011                                   |            |
| 80           | HARTFORD, City of, CT PH II                        | 5/9/2011                                    |            |
| 81           | WISCONSIN, STATE OF PH II                          | 6/13/2011                                   |            |
| 82           | NEW YORK, CITY OF, NY PH II                        | 6/23/2011                                   |            |
| 83           | BALTIMORE, CITY OF, MD PH II                       | 7/7/2011                                    |            |
| 84           | DELAWARE, COUNTY OF, IN PH II                      | 7/12/2011                                   |            |
| 85           | PACE SUBURBAN BUS SERVICE OF THE RTA, IL PH II     | 8/5/2011                                    |            |
| 86           | University of California - Davis                   | 10/20/2011                                  |            |
| 87           | WETHERSFIELD, TOWN OF, CT PH II                    | 11/4/2011                                   |            |
| 88           | CHESTER, COUNTY OF, PA PH II                       | 12/12/2011                                  |            |
| 89           | CHESAPEAKE, CITY OF, VA PH II                      | 1/5/2012                                    |            |
| 90           | SANTA CLARA VALLEY WATER DISTRICT, CA PH II        | 1/23/2012                                   |            |
| 91           | Chesterfield, County of, VA PH II                  | 4/25/2012                                   |            |
| 92           | NEWPORT NEWS, CITY OF, VA PH II                    | 6/11/2012                                   |            |
| 93           | WEST HARTFORD, TOWN OF, CT PH II                   | 6/26/2012                                   |            |
| 94           | Boston Public Health Commission, City of, MA PH II | 7/16/2012                                   |            |
| 95           | SUFFOLK, COUNTY OF, NY PH II                       | 8/8/2012                                    |            |
| 96           | VIRGINIA, COMMONWEALTH OF, VA PH II                | 8/8/2012                                    |            |
| 97           | LOUDOUN, COUNTY OF, VA PH II                       | 10/22/2012                                  |            |
| 98           | PRINCE GEORGES, COUNTY OF, MD PH II                | 10/22/2012                                  |            |
| 99           | MANASSAS, CITY OF, VA PH II                        | 10/26/2012                                  |            |
| 100          | RHODE ISLAND PUBLIC TRANSIT AUTHORITY, RI PH II    | 11/7/2012                                   |            |
| 101          | Department of Correction, Massachusetts PH II      | 11/8/2012                                   |            |
| 102          | Illinois, State of, PH II Criminal Justice Auth    | 11/8/2012                                   |            |
| 103          | SPOTSYLVANIA, COUNTY OF, VA PH II                  | 2/22/2013                                   |            |
| 104          | ELGIN, CITY OF, IL PH II                           | 3/14/2013                                   |            |
| 105          | ALAMEDA, COUNTY OF, CA PH II                       | 4/2/2013                                    |            |

Appendix 8  
Summary of Stage 2 PFAs that have Closed, as of September 30, 2017

| Stage 2 PFAs  |  |   |            |
|---------------|--|---|------------|
|               | Deal Name                                | TA Completion Certification<br>Receipt Date | Deal Count |
| 106           | Chicago, City of, IL PH II Aviation      | 4/23/2013                                   |            |
| 107           | WATERBURY, CITY OF, CT PH II             | 5/8/2013                                    |            |
| 108           | LANCASTER COUNTY OF, PA PH II            | 5/20/2013                                   |            |
| 109           | Indiana, State of                        | 5/23/2013                                   |            |
| 110           | SAN FRANCISCO BART PH II                 | 7/10/2013                                   |            |
| 111           | AURORA, CITY OF, IL PH II                | 7/24/2013                                   |            |
| 112           | Southern Nevada                          | 8/22/2013                                   |            |
| 113           | FAIRFAX, COUNTY OF, VA PH II             | 9/5/2013                                    |            |
| 114           | MASSACHUSETTS PORT AUTHORITY, MA PH II   | 12/6/2013                                   |            |
| 115           | NEW JERSEY, STATE OF PH II               | 12/17/2013                                  |            |
| 116           | Sacramento County, CA Regional PFA only  | 1/10/2014                                   |            |
| 117           | CHICAGO, CITY OF, IL PH II               | 1/29/2014                                   |            |
| 118           | SUFFOLK, CITY OF, VA PH II               | 3/11/2014                                   |            |
| 119           | ALBEMARLE, COUNTY OF, VA PH II           | 3/24/2014                                   |            |
| 120           | MASSACHUSETTS, COMMONWEALTH OF PH II     | 4/11/2014                                   |            |
| 121           | SUFFOLK, COUNTY OF PH II                 | 4/21/2014                                   |            |
| 122           | SACRAMENTO, COUNTY OF, CA PH II          | 4/29/2014                                   |            |
| 123           | Baltimore Washington Int'l Airport PH II | 5/21/2014                                   |            |
| 124           | DELAWARE, STATE OF PH II                 | 5/28/2014                                   |            |
| 125           | KAUAI, COUNTY OF, HI PH II               | 6/4/2014                                    |            |
| 126           | ROSEVILLE, CITY OF, CA PH II             | 7/8/2014                                    |            |
| 127           | OLD BRIDGE, TOWNSHIP OF, NJ PH II        | 7/16/2014                                   |            |
| 128           | PORTLAND, CITY OF, OR PH II              | 8/11/2014                                   |            |
| 129           | VANDERBURGH, COUNTY OF, IN PH II         | 8/11/2014                                   |            |
| 130           | PRINCE WILLIAM, COUNTY OF, VA PH II      | 8/19/2014                                   |            |
| 131           | MONTGOMERY, COUNTY OF, PA PH II          | 8/26/2014                                   |            |
| 132           | PHILADELPHIA, CITY OF, PA PH II          | 11/21/2014                                  |            |
| 133           | RICHMOND, CITY OF, VA PH II              | 12/5/2014                                   |            |
| 134           | CHARLES, COUNTY OF, MD PH II             | 12/17/2014                                  |            |
| 135           | New Jersey Transit                       | 2/24/2015                                   |            |
| 136           | CONNECTICUT, STATE OF PH II              | 3/4/2015                                    |            |
| 137           | ANNE ARUNDEL, COUNTY OF, MD PH II        | 4/20/2015                                   |            |
| 138           | TRENTON, CITY OF, NJ PH II               | 6/29/2015                                   |            |
| 139           | MONTGOMERY, COUNTY OF, MD PH II          | 9/11/2015                                   |            |
| 140           | HENRICO, COUNTY OF, VA PH II             | 12/21/2015                                  |            |
| 141           | CAMBRIDGE, CITY OF, MA PH II             | 9/14/2016                                   |            |
|               | <b>Subtotal PFA count for Wave 1</b>     |   | <b>141</b> |
| <b>Wave 2</b> |  |   |            |
| 1             | DYERSBURG, CITY OF, TN PH II             | 7/30/2007                                   |            |
| 2             | CARROLLTON, CITY OF, TX PH II            | 3/26/2008                                   |            |
| 3             | Middle TN State Univ PH II               | 3/27/2008                                   |            |
| 4             | RAMSEY, COUNTY OF, MN PH II              | 3/31/2008                                   |            |
| 5             | BI STATE INFORMATION CENTER, TX PH II    | 4/18/2008                                   |            |
| 6             | Knox County Sheriff TN PH II             | 4/29/2008                                   |            |
| 7             | AUSTIN, CITY OF, TX PH II                | 5/1/2008                                    |            |
| 8             | PLANO, CITY OF, TX PH II                 | 5/5/2008                                    |            |
| 9             | MINNESOTA, STATE OF PH II                | 5/9/2008                                    |            |
| 10            | RICHARDSON, CITY OF, TX PH II            | 5/9/2008                                    |            |
| 11            | East Texas Medical Center, TX PH II      | 5/14/2008                                   |            |
| 12            | LONGVIEW, CITY OF, TX PH II              | 5/14/2008                                   |            |
| 13            | JEFFERSON, COUNTY OF, OH PH II           | 5/15/2008                                   |            |
| 14            | JACKSONVILLE, CITY OF, AR PH II          | 6/10/2008                                   |            |
| 15            | BUCHANAN, COUNTY OF, MO PH II            | 6/11/2008                                   |            |

Appendix 8  
Summary of Stage 2 PFAs that have Closed, as of September 30, 2017

| Stage 2 PFAs |  |   |            |
|--------------|--|---|------------|
|              | Deal Name                                      | TA Completion Certification<br>Receipt Date | Deal Count |
| 16           | BOWLING GREEN, CITY OF, KY PH II               | 6/13/2008                                   |            |
| 17           | DALLAS AREA RAPID TRANSIT AUTHORITY, TX PH II  | 6/17/2008                                   |            |
| 18           | Sullivan, County of, TN                        | 6/17/2008                                   |            |
| 19           | WASHINGTON COUNTY SHERIFF DEPARTMENT, NE PH II | 6/17/2008                                   |            |
| 20           | BELMONT, COUNTY OF, OH PH II                   | 6/24/2008                                   |            |
| 21           | LEE, COUNTY OF, TX PH II                       | 6/24/2008                                   |            |
| 22           | LOUISVILLE METRO GOVERNMENT, KY PH II          | 6/24/2008                                   |            |
| 23           | BEAUMONT, CITY OF, TX PH II                    | 6/30/2008                                   |            |
| 24           | Franklin, City of, TN PH II                    | 7/10/2008                                   |            |
| 25           | COLLIN, COUNTY OF, TX PH II                    | 7/25/2008                                   |            |
| 26           | STEARNS, COUNTY OF, MN PH II                   | 8/11/2008                                   |            |
| 27           | OMAHA PUBLIC POWER DISTRICT, NE PH II          | 8/12/2008                                   |            |
| 28           | METRO GVT OF NASHVILLE AND DAVIDSON CTY PH II  | 8/14/2008                                   |            |
| 29           | WEST DES MOINES, CITY OF, IA PH II             | 10/8/2008                                   |            |
| 30           | North Kansas City Police                       | 11/3/2008                                   |            |
| 31           | Prairie Village, City of, KS PH II             | 11/11/2008                                  |            |
| 32           | CEDAR PARK, CITY OF, TX PH II                  | 11/20/2008                                  |            |
| 33           | HENNEPIN, COUNTY OF, MN PH II                  | 1/7/2009                                    |            |
| 34           | CEDAR RAPIDS, CITY OF, IA PH II                | 1/22/2009                                   |            |
| 35           | DOUGLAS, COUNTY OF, NE PH II                   | 2/3/2009                                    |            |
| 36           | DALLAS, CITY OF, TX PH II                      | 2/19/2009                                   |            |
| 37           | LITTLE ROCK, CITY OF, AR PH II                 | 3/9/2009                                    |            |
| 38           | DENTON, CITY OF, TX PH II                      | 3/24/2009                                   |            |
| 39           | COPPERAS COVE, CITY OF, TX PH II               | 3/31/2009                                   |            |
| 40           | FORT WORTH, CITY OF, TX PH II                  | 5/18/2009                                   |            |
| 41           | BEDFORD, CITY OF, TX PH II                     | 5/21/2009                                   |            |
| 42           | GRAND PRAIRIE, CITY OF, TX PH II               | 6/15/2009                                   |            |
| 43           | Johnson City, City of                          | 8/17/2009                                   |            |
| 44           | CHEYENNE, CITY OF, WY PH II                    | 9/14/2009                                   |            |
| 45           | SAINT CLOUD, CITY OF, MN PH II                 | 9/22/2009                                   |            |
| 46           | CONWAY, CITY OF, AR PH II                      | 9/24/2009                                   |            |
| 47           | Saint PETERS, CITY OF, MO PH II                | 9/25/2009                                   |            |
| 48           | VANDERBILT UNIVERSITY MEDICAL CENTER, TN PH II | 9/25/2009                                   |            |
| 49           | NORMAN, CITY OF, OK PH II                      | 11/3/2009                                   |            |
| 50           | UNIVERSITY PARK, CITY OF, TX PH II             | 11/20/2009                                  |            |
| 51           | OWASSO, CITY OF, OK PH II                      | 12/1/2009                                   |            |
| 52           | WICHITA FALLS, CITY OF, TX PH II               | 12/15/2009                                  |            |
| 53           | RAYTOWN, CITY OF, MO PH II                     | 1/21/2010                                   |            |
| 54           | LUBBOCK, CITY OF, TX PH II                     | 2/15/2010                                   |            |
| 55           | CASPER, CITY OF, WY PH II                      | 3/3/2010                                    |            |
| 56           | SAINT LOUIS, CITY OF, MO Airport PH II         | 3/5/2010                                    |            |
| 57           | HOUSTON INDEPENDENT SCHOOL DISTRICT, TX PH II  | 3/26/2010                                   |            |
| 58           | Knox County Schools, TN PH II                  | 4/20/2010                                   |            |
| 59           | GOODLETTSVILLE, CITY OF, TN PH II              | 4/26/2010                                   |            |
| 60           | Bastrop, County of, Texas, TX PH II            | 4/28/2010                                   |            |
| 61           | HARRIS, COUNTY OF, TX PH II                    | 6/21/2010                                   |            |
| 62           | TEXAS, STATE OF TEXAS A&M UNIVERSITY, TX PH II | 7/19/2010                                   |            |
| 63           | SAINT CHARLES, CITY OF, MO PH II               | 7/30/2010                                   |            |
| 64           | Tennessee DOC PH II                            | 8/3/2010                                    |            |
| 65           | ORANGE, CITY OF, TX PH II                      | 8/5/2010                                    |            |
| 66           | OVERLAND PARK, CITY OF, KS PH II               | 8/6/2010                                    |            |
| 67           | BELL, COUNTY OF, TX PH II                      | 9/2/2010                                    |            |
| 68           | HUTCHINSON-RENO COUNTY EMER COMM PH II         | 10/5/2010                                   |            |

Appendix 8  
Summary of Stage 2 PFAs that have Closed, as of September 30, 2017

| Stage 2 PFAs  |  |   |            |
|---------------|--|---|------------|
|               | Deal Name  | TA Completion Certification<br>Receipt Date | Deal Count |
| 69            | SUMNER COUNTY OF, KS PH II                         | 10/21/2010                                  |            |
| 70            | COLLEGE STATION, CITY OF, TX PH II                 | 12/7/2010                                   |            |
| 71            | Russell, County of, KS PH II                       | 2/15/2011                                   |            |
| 72            | SAINT LOUIS, CITY OF, MO PH II                     | 6/13/2011                                   |            |
| 73            | SEDGWICK, COUNTY OF, KS PH II                      | 6/16/2011                                   |            |
| 74            | ELLSWORTH, COUNTY OF, KS PH II                     | 6/27/2011                                   |            |
| 75            | JOHNSON, COUNTY OF, KS PH II                       | 7/7/2011                                    |            |
| 76            | LINCOLN, COUNTY OF, KS PH II                       | 7/7/2011                                    |            |
| 77            | PADUCAH, CITY OF, KY PH II                         | 7/28/2011                                   |            |
| 78            | ELLIS, COUNTY OF, KS PH II                         | 8/17/2011                                   |            |
| 79            | KANSAS, STATE OF PH II                             | 9/15/2011                                   |            |
| 80            | HAYSVILLE, CITY OF, KS PH II                       | 9/19/2011                                   |            |
| 81            | WILLIAMSON, COUNTY OF, TX PH II                    | 9/19/2011                                   |            |
| 82            | WHEELING, CITY OF, WV PH II                        | 11/14/2011                                  |            |
| 83            | PORT NECHES, CITY OF, TX PH II                     | 12/12/2011                                  |            |
| 84            | HOUSTON, CITY OF, TX PH II                         | 2/2/2012                                    |            |
| 85            | Lewisville, City of, TX PH II                      | 3/26/2012                                   |            |
| 86            | LAKE QUIVIRA, CITY OF, KS PH II                    | 4/19/2012                                   |            |
| 87            | MONTGOMERY, COUNTY OF, TX PH II                    | 5/16/2012                                   |            |
| 88            | GARLAND, CITY OF, TX PH II                         | 5/22/2012                                   |            |
| 89            | CLARKSVILLE, CITY OF, TN PH II                     | 5/23/2012                                   |            |
| 90            | ARKANSAS, STATE OF PH II                           | 5/29/2012                                   |            |
| 91            | KNOX, COUNTY OF, TN PH II                          | 6/4/2012                                    |            |
| 92            | WACO, CITY OF, TX PH II                            | 6/15/2012                                   |            |
| 93            | MC KINNEY, CITY OF, TX PH II                       | 8/8/2012                                    |            |
| 94            | GRANDVIEW, CITY OF, MO PH II                       | 8/31/2012                                   |            |
| 95            | METROPOLITAN NASHVILLE AIRPORT AUTHORITY, TN PH II | 9/14/2012                                   |            |
| 96            | SMYRNA, TOWN OF, TN PH II                          | 11/7/2012                                   |            |
| 97            | MEMPHIS, CITY OF, TN PH II                         | 2/11/2013                                   |            |
| 98            | ARLINGTON, CITY OF, TX PH II                       | 3/22/2013                                   |            |
| 99            | TULSA, CITY OF, OK PH II                           | 4/19/2013                                   |            |
| 100           | OAK RIDGE, CITY OF, TN PH II                       | 6/4/2013                                    |            |
| 101           | MESQUITE, CITY OF, TX PH II                        | 7/17/2013                                   |            |
| 102           | DENTON, COUNTY OF, TX PH II                        | 8/9/2013                                    |            |
| 103           | OBION, COUNTY OF - SHERIFF DEPT, TN PH II          | 12/4/2013                                   |            |
| 104           | SARPY, COUNTY OF, NE PH II                         | 4/7/2014                                    |            |
| 105           | OKLAHOMA, STATE OF PH II                           | 6/4/2014                                    |            |
| 106           | BIXBY, CITY OF, OK PH II                           | 6/9/2014                                    |            |
| 107           | BRYAN, CITY OF, TX PH II                           | 6/11/2014                                   |            |
| 108           | EDMOND, CITY OF, OK PH II                          | 7/2/2014                                    |            |
| 109           | IRVING, CITY OF, TX PH II                          | 11/21/2014                                  |            |
| 110           | DALLAS-FORT WORTH INTERNATIONAL AIRPORT, TX PH II  | 1/26/2015                                   |            |
|               | <b>Subtotal PFA count for Wave 2</b>               |   | <b>110</b> |
| <b>Wave 3</b> |  |   |            |
| 1             | EMERGENCY MANAGEMENT DISTRICT, MS                  | 3/11/2008                                   |            |
| 2             | JACKSONVILLE BEACH, CITY OF, FL PH II              | 3/21/2008                                   |            |
| 3             | LAKELAND, CITY OF, FL PH II                        | 4/4/2008                                    |            |
| 4             | CHARLOTTE, COUNTY OF, FL PH II                     | 4/14/2008                                   |            |
| 5             | CONCORD, CITY OF, NC PH II                         | 4/14/2008                                   |            |
| 6             | FORSYTH, COUNTY OF, GA PH II                       | 4/14/2008                                   |            |
| 7             | ALBANY, CITY OF, GA                                | 4/18/2008                                   |            |
| 8             | BAY COUNTY COMMISSIONERS, FL PH II                 | 4/18/2008                                   |            |
| 9             | SARASOTA, COUNTY OF, FL PH II                      | 4/18/2008                                   |            |



Appendix 8  
Summary of Stage 2 PFAs that have Closed, as of September 30, 2017

| Stage 2 PFAs |  |   |            |
|--------------|--|---|------------|
|              | Deal Name  | TA Completion Certification<br>Receipt Date | Deal Count |
| 10           | ALBERTVILLE, CITY OF, AL                           | 4/21/2008                                   |            |
| 11           | OPELIKA, CITY OF, AL PH II                         | 4/21/2008                                   |            |
| 12           | PANAMA CITY, CITY OF, FL                           | 4/21/2008                                   |            |
| 13           | IBERVILLE, PARISH OF, LA PH II                     | 4/23/2008                                   |            |
| 14           | FAYETTE, COUNTY OF, GA PH II                       | 5/5/2008                                    |            |
| 15           | FLORENCE, COUNTY OF, SC PH II                      | 5/9/2008                                    |            |
| 16           | HINDS, COUNTY OF, MS PH II                         | 5/19/2008                                   |            |
| 17           | MINT HILL, TOWN OF, NC PH II                       | 6/2/2008                                    |            |
| 18           | STONE MOUNTAIN PARK PH II                          | 6/4/2008                                    |            |
| 19           | CALCASIEU PARISH COMMUNICATIONS DISTRICT PH II     | 6/11/2008                                   |            |
| 20           | GAINESVILLE, CITY OF, FL PH II                     | 6/11/2008                                   |            |
| 21           | CLEVELAND, COUNTY OF, NC PH II                     | 6/30/2008                                   |            |
| 22           | SULPHUR, CITY OF, LA PH II                         | 7/1/2008                                    |            |
| 23           | MOORESVILLE, TOWN OF, NC PH II                     | 7/9/2008                                    |            |
| 24           | TARBORO, TOWN OF, NC PH II                         | 7/10/2008                                   |            |
| 25           | DUKE UNIVERSITY PH II                              | 7/16/2008                                   |            |
| 26           | KERNERSVILLE, TOWN OF, NC PH II                    | 7/24/2008                                   |            |
| 27           | MYRTLE BEACH, CITY OF, SC PH II                    | 7/25/2008                                   |            |
| 28           | SHELBY, CITY OF, NC PH II                          | 9/3/2008                                    |            |
| 29           | SCHOOL BOARD OF BROWARD COUNTY, FLORIDA PH II      | 9/25/2008                                   |            |
| 30           | LEE, COUNTY OF, FL PH II                           | 9/29/2008                                   |            |
| 31           | MARION, COUNTY OF, FL PH II                        | 11/3/2008                                   |            |
| 32           | SAINT CHARLES, PARISH OF, LA PH II                 | 11/19/2008                                  |            |
| 33           | PITT, COUNTY OF, NC PH II                          | 11/24/2008                                  |            |
| 34           | CALCASIEU, PARISH OF, LA PH II                     | 11/26/2008                                  |            |
| 35           | CHARLESTON, CITY OF, SC PH II                      | 11/26/2008                                  |            |
| 36           | DESOTO, COUNTY OF, FL PH II                        | 12/2/2008                                   |            |
| 37           | LENOIR, COUNTY OF, NC PH II                        | 12/2/2008                                   |            |
| 38           | GWINNETT, COUNTY OF, GA PH II                      | 12/8/2008                                   |            |
| 39           | HORRY, COUNTY OF, SC PH II                         | 12/8/2008                                   |            |
| 40           | CADDO PARISH COMMUNICATIONS DIST 1, LA PH II       | 12/15/2008                                  |            |
| 41           | EMORY UNIVERSITY, GA PH II                         | 12/15/2008                                  |            |
| 42           | Hall, County of                                    | 12/15/2008                                  |            |
| 43           | PINEVILLE, TOWN OF, NC PH II                       | 12/15/2008                                  |            |
| 44           | MECKLENBURG, COUNTY OF, NC PH II                   | 1/6/2009                                    |            |
| 45           | PALM BEACH, COUNTY OF, FL PH II                    | 1/14/2009                                   |            |
| 46           | DELRAY BEACH, CITY OF, FL PH II                    | 1/23/2009                                   |            |
| 47           | BOSSIER, PARISH OF, LA PH II                       | 1/30/2009                                   |            |
| 48           | Atlanta, City of, GA PH II                         | 2/3/2009                                    |            |
| 49           | SALISBURY, CITY OF, NC PH II                       | 2/3/2009                                    |            |
| 50           | Athens-Clarke County, GA PH II MA                  | 6/15/2009                                   |            |
| 51           | New Hanover, County of, NC PH II                   | 6/29/2009                                   |            |
| 52           | HOLLYWOOD, CITY OF, FL PH II                       | 7/29/2009                                   |            |
| 53           | FULTON, COUNTY OF, GA PH II                        | 7/30/2009                                   |            |
| 54           | JACKSONVILLE, CITY OF, FL PH II                    | 8/7/2009                                    |            |
| 55           | HICKORY, CITY OF, NC PH II                         | 8/12/2009                                   |            |
| 56           | FAYETTEVILLE, CITY OF, NC PH II                    | 8/25/2009                                   |            |
| 57           | LAFOURCHE, PARISH OF, LA PH II                     | 9/14/2009                                   |            |
| 58           | CHARLESTON, COUNTY OF, SC PH II                    | 10/2/2009                                   |            |
| 59           | AVOYELLES PARISH COMMUNICATIONS DISTRICT, LA PH II | 10/19/2009                                  |            |
| 60           | BOSSIER, CITY OF, LA PH II                         | 10/23/2009                                  |            |
| 61           | GLYNN, COUNTY OF, GA PH II                         | 10/28/2009                                  |            |
| 62           | SAINT TAMMANY, PARISH OF, LA PH II                 | 11/11/2009                                  |            |

Appendix 8  
Summary of Stage 2 PFAs that have Closed, as of September 30, 2017

| Stage 2 PFAs |   |   |            |
|--------------|---|---|------------|
|              | Deal Name                                     | TA Completion Certification<br>Receipt Date | Deal Count |
| 63           | HIALEAH, CITY OF, FL PH II                    | 11/20/2009                                  |            |
| 64           | CRISP, COUNTY OF, GA                          | 11/25/2009                                  |            |
| 65           | CORAL SPRINGS, CITY OF, FL PH II              | 12/10/2009                                  |            |
| 66           | Orange, County of, FL PH II                   | 1/12/2010                                   |            |
| 67           | Hillsborough, County Of, FL PH II             | 1/27/2010                                   |            |
| 68           | THOMASVILLE, CITY OF, NC PH II                | 2/24/2010                                   |            |
| 69           | Rocky Mount, City of, NC PH II                | 2/25/2010                                   |            |
| 70           | MARION, COUNTY OF, SC PH II                   | 3/1/2010                                    |            |
| 71           | City of Sumter and Sumter County, SC PH II    | 4/7/2010                                    |            |
| 72           | HARRISON, COUNTY OF, MS PH II                 | 4/9/2010                                    |            |
| 73           | Cary, Town of, NC PH II                       | 4/21/2010                                   |            |
| 74           | BIRMINGHAM, CITY OF, AL PH II                 | 4/23/2010                                   |            |
| 75           | YORK, COUNTY OF, SC PH II                     | 4/28/2010                                   |            |
| 76           | WINTER PARK, CITY OF, FL PH II                | 5/4/2010                                    |            |
| 77           | GREATER ORLANDO PUBLIC SAFETY COOP, FL PH II  | 5/6/2010                                    |            |
| 78           | LAKE CHARLES, CITY OF, LA PH II               | 5/20/2010                                   |            |
| 79           | CALHOUN, COUNTY OF, AL PH II                  | 5/27/2010                                   |            |
| 80           | OSCEOLA, COUNTY OF, FL PH II                  | 6/7/2010                                    |            |
| 81           | PINELLAS, COUNTY OF, FL PH II                 | 6/7/2010                                    |            |
| 82           | West Baton Rouge Parish Comm Dist PH II       | 6/15/2010                                   |            |
| 83           | JACKSON, COUNTY OF, MS PH II                  | 7/6/2010                                    |            |
| 84           | LA GRANGE, CITY OF, GA PH II                  | 7/22/2010                                   |            |
| 85           | MONTGOMERY, CITY OF, AL PH II                 | 7/23/2010                                   |            |
| 86           | Hancock, County of, MS PH II                  | 7/29/2010                                   |            |
| 87           | REEDY CREEK IMPROVEMENT DISTRICT, FL PH II    | 8/18/2010                                   |            |
| 88           | RALEIGH DURHAM AIRPORT AUTHORITY, NC PH II    | 8/23/2010                                   |            |
| 89           | BOYNTON BEACH, CITY OF, FL PH II              | 8/27/2010                                   |            |
| 90           | OCALA, CITY OF, FL PH II                      | 9/2/2010                                    |            |
| 91           | RAPIDES, PARISH OF, LA PH II                  | 9/22/2010                                   |            |
| 92           | WINSTON SALEM, CITY OF, NC PH II              | 10/22/2010                                  |            |
| 93           | GADSDEN, CITY OF, AL PH II                    | 1/20/2011                                   |            |
| 94           | FORT LAUDERDALE, CITY OF, FL PH II            | 3/14/2011                                   |            |
| 95           | SAINT LUCIE, COUNTY OF, FL PH II              | 5/4/2011                                    |            |
| 96           | MOBILE, CITY OF, AL PH II                     | 6/6/2011                                    |            |
| 97           | JEFFERSON, PARISH OF, LA PH II                | 7/7/2011                                    |            |
| 98           | HARTSELLE, CITY OF, AL PH II                  | 8/18/2011                                   |            |
| 99           | BROWARD, COUNTY OF, FL PH II                  | 9/15/2011                                   |            |
| 100          | JACKSONVILLE, CITY OF, NC PH II               | 10/5/2011                                   |            |
| 101          | Maitland, City of, FL PH II                   | 10/6/2011                                   |            |
| 102          | HENRY, COUNTY OF, GA PH II                    | 10/7/2011                                   |            |
| 103          | PUERTO RICO, COMMONWEALTH OF PH II            | 10/31/2011                                  |            |
| 104          | Washington, County of, AL PH II               | 11/8/2011                                   |            |
| 105          | ALABAMA, STATE OF, AL PH II                   | 11/17/2011                                  |            |
| 106          | MIAMI-DADE, COUNTY OF, FL PH II               | 11/17/2011                                  |            |
| 107          | CLAY, COUNTY OF, FL PH II                     | 12/13/2011                                  |            |
| 108          | PLANTATION, CITY OF, FL PH II                 | 12/22/2011                                  |            |
| 109          | TALLAHASSEE, CITY OF, FL PH II                | 4/10/2012                                   |            |
| 110          | BEAUFORT, COUNTY OF, SC PH II                 | 5/1/2012                                    |            |
| 111          | BULLOCH, COUNTY OF, GA                        | 5/8/2012                                    |            |
| 112          | MOBILE, COUNTY OF, AL PH II                   | 6/1/2012                                    |            |
| 113          | BATON ROUGE, CITY OF, LA PH II                | 7/6/2012                                    |            |
| 114          | LOWNDES, COUNTY OF, GA PH II                  | 7/6/2012                                    |            |
| 115          | CONSOLIDATED GOVERNMENT OF COLUMBUS, GA PH II | 7/11/2012                                   |            |

Appendix 8  
Summary of Stage 2 PFAs that have Closed, as of September 30, 2017

| Stage 2 PFAs                         |   |   |            |
|--------------------------------------|---|---|------------|
|                                      | Deal Name                                   | TA Completion Certification<br>Receipt Date | Deal Count |
| 116                                  | DURHAM, CITY OF, NC                         | 8/6/2012                                    |            |
| 117                                  | MARTIN, COUNTY OF, FL PH II                 | 8/8/2012                                    |            |
| 118                                  | ONslow COUNTY OF, NC PH II                  | 8/10/2012                                   |            |
| 119                                  | CORAL GABLES, CITY OF, FL PH II             | 8/20/2012                                   |            |
| 120                                  | LEE, COUNTY OF, MS                          | 8/24/2012                                   |            |
| 121                                  | SPARTANBURG, COUNTY OF, SC PH II            | 8/27/2012                                   |            |
| 122                                  | NEW ORLEANS, PORT OF PH II                  | 10/18/2012                                  |            |
| 123                                  | MONROE, COUNTY OF, FL PH II                 | 11/8/2012                                   |            |
| 124                                  | SEMINOLE, COUNTY OF, FL PH II               | 2/4/2013                                    |            |
| 125                                  | SOUTH CAROLINA, STATE OF PH II              | 2/19/2013                                   |            |
| 126                                  | GUILFORD, COUNTY OF, NC PH II               | 4/8/2013                                    |            |
| 127                                  | SHERIFF, PARISH OF POINTE COUPEE, LA PH II  | 4/12/2013                                   |            |
| 128                                  | POLK, COUNTY OF, FL PH II                   | 5/20/2013                                   |            |
| 129                                  | GEORGIA, STATE OF PH II                     | 6/4/2013                                    |            |
| 130                                  | HIGH POINT, CITY OF, NC PH II               | 8/12/2013                                   |            |
| 131                                  | NEW BERN, CITY OF, NC PH II                 | 8/22/2013                                   |            |
| 132                                  | SAVANNAH, CITY OF, GA                       | 12/17/2013                                  |            |
| 133                                  | VICKSBURG, CITY OF, MS PH II                | 4/17/2014                                   |            |
| 134                                  | HUNTSVILLE, CITY OF, AL PH II               | 4/29/2014                                   |            |
| 135                                  | NEW ORLEANS, CITY OF, LA PH II              | 6/18/2014                                   |            |
| 136                                  | Puerto Rico State Police, PR PH II          | 6/25/2014                                   |            |
| 137                                  | OPELOUSAS, CITY OF, LA PH II                | 7/25/2014                                   |            |
| 138                                  | Mississippi, State of, PH II                | 8/18/2014                                   |            |
| 139                                  | NORTH CAROLINA, STATE OF PH II              | 8/3/2015                                    |            |
| 140                                  | WAKE, COUNTY OF, NC PH II                   | 11/17/2015                                  |            |
| 141                                  | FLORIDA, STATE OF PH II                     | 11/30/2015                                  |            |
| 142                                  | COBB, COUNTY OF, GA PH II                   | 3/30/2016                                   |            |
| 143                                  | Jefferson Parish SO, LA PH II Region 1      | 5/18/2016                                   |            |
| 144                                  | LAFAYETTE, PARISH OF, LA PH II              | 6/27/2016                                   |            |
| <b>Subtotal PFA count for Wave 3</b> |   |   | <b>144</b> |
| <b>Wave 4</b>                        |   |   |            |
| 1                                    | WESTERN MICHIGAN UNIVERSITY, MI PH II       | 3/21/2008                                   |            |
| 2                                    | CLARK, COUNTY OF, WA PH II                  | 4/29/2008                                   |            |
| 3                                    | LIVE OAK, CITY OF, TX PH II                 | 11/25/2008                                  |            |
| 4                                    | HARRISON, COUNTY OF, OH PH II               | 11/26/2008                                  |            |
| 5                                    | YAKIMA, CITY OF, WA PH II                   | 12/8/2008                                   |            |
| 6                                    | HOBBS, CITY OF, NM PH II                    | 12/19/2008                                  |            |
| 7                                    | CLERMONT, COUNTY OF, OH PH II               | 1/5/2009                                    |            |
| 8                                    | VIA METROPOLITAN TRANSIT, TX PH II          | 3/20/2009                                   |            |
| 9                                    | BENTON, COUNTY OF, WA PH II                 | 10/5/2009                                   |            |
| 10                                   | SAN ANGELO, CITY OF, TX PH II               | 10/20/2009                                  |            |
| 11                                   | CUMBERLAND, COUNTY OF, PA PH II             | 1/4/2010                                    |            |
| 12                                   | Signal Hill, City of, CA PH II              | 1/7/2010                                    |            |
| 13                                   | CORPUS CHRISTI, CITY OF, TX PH II           | 2/25/2010                                   |            |
| 14                                   | BEXAR METROPOLITAN WATER DISTRICT, TX PH II | 3/16/2010                                   |            |
| 15                                   | CINCINNATI, CITY OF, OH PH II               | 5/19/2010                                   |            |
| 16                                   | ALBUQUERQUE, CITY OF, NM PH II              | 5/27/2010                                   |            |
| 17                                   | NEW MEXICO, STATE OF, NM PH II              | 7/29/2010                                   |            |
| 18                                   | WARREN, COUNTY OF, OH PH II                 | 2/25/2011                                   |            |
| 19                                   | HAMILTON, COUNTY OF, OH PH II               | 5/4/2011                                    |            |
| 20                                   | PENNSYLVANIA STATE UNIVERSITY, PA PH II     | 11/21/2011                                  |            |
| 21                                   | SOUTHWEST OHIO REGIONAL TRANSIT AUTH PH II  | 3/8/2012                                    |            |
| 22                                   | WESTMORELAND, COUNTY OF, PA PH II           | 9/5/2012                                    |            |
| 23                                   | Sante Fe, City of, NM PH II                 | 11/28/2012                                  |            |

Appendix 8  
Summary of Stage 2 PFAs that have Closed, as of September 30, 2017

| Stage 2 PFAs                  |   |   |            |
|-------------------------------|---|---|------------|
|                               | Deal Name                                       | TA Completion Certification<br>Receipt Date | Deal Count |
| 24                            | CALDWELL, COUNTY OF, TX PH II                   | 10/23/2013                                  |            |
| 25                            | SAN ANTONIO, CITY OF, TX PH II                  | 2/11/2014                                   |            |
| 26                            | MIDLAND, CITY OF, TX PH II                      | 2/14/2014                                   |            |
| 27                            | DAYTON, CITY OF, OH PH II                       | 3/24/2014                                   |            |
|                               | <b>Subtotal PFA count for Wave 4</b>            |   | <b>27</b>  |
| <b>Canadian Border Region</b> |   |   |            |
| 1                             | Canton, City of OH                              | 1/7/2010                                    |            |
| 2                             | SAGINAW COUNTY 911 COMMUNICATIONS AUTHORITY, MI | 3/22/2010                                   |            |
| 3                             | PUYALLUP, CITY OF, WA PH II                     | 4/9/2010                                    |            |
| 4                             | STARK, COUNTY OF, OH PH II                      | 4/9/2010                                    |            |
| 5                             | Grand Isle County Emer Svcs Assoc PH II         | 4/19/2010                                   |            |
| 6                             | SPOKANE TRANSIT AUTHORITY, WA PH II             | 6/14/2010                                   |            |
| 7                             | Regents of University of Michigan, MI           | 8/23/2010                                   |            |
| 8                             | Dublin, City of, OH                             | 8/27/2010                                   |            |
| 9                             | Port of Seattle, WA                             | 9/1/2010                                    |            |
| 10                            | WORTHINGTON, CITY OF PH II                      | 9/20/2010                                   |            |
| 11                            | Huron County 911, MI                            | 9/27/2010                                   |            |
| 12                            | Lansing School District, MI                     | 10/22/2010                                  |            |
| 13                            | Warren, City of, MI                             | 11/17/2010                                  |            |
| 14                            | CUYAHOGA FALLS, CITY OF, OH PH II               | 12/14/2010                                  |            |
| 15                            | TACOMA, CITY OF, WA PH II                       | 1/14/2011                                   |            |
| 16                            | Niagara Frontier Transportation Authority, NY   | 1/31/2011                                   |            |
| 17                            | FINDLAY, CITY OF, OH PH II                      | 2/28/2011                                   |            |
| 18                            | DELAWARE, COUNTY OF, OH PH II                   | 6/6/2011                                    |            |
| 19                            | Onondaga, County Of, NY PH II                   | 6/27/2011                                   |            |
| 20                            | LAKE, COUNTY OF, OH PH II                       | 7/6/2011                                    |            |
| 21                            | Kitsap County Transit, WA                       | 8/17/2011                                   |            |
| 22                            | Bellingham, City of, WA                         | 9/19/2011                                   |            |
| 23                            | DOWNRIVER MUTUAL AID, MI PH II                  | 10/28/2011                                  |            |
| 24                            | Bath, Township of, OH                           | 11/15/2011                                  |            |
| 25                            | State of Ohio - Ohio State University PH II     | 11/17/2011                                  |            |
| 26                            | Warren, City of, OH                             | 12/9/2011                                   |            |
| 27                            | VALLEY COMMUNICATIONS CENTER, WA PH II          | 2/8/2012                                    |            |
| 28                            | FRANKLIN, COUNTY OF, OH PH II                   | 3/5/2012                                    |            |
| 29                            | AUBURN, CITY OF, NY PH II                       | 3/19/2012                                   |            |
| 30                            | PARMA, CITY OF, OH PH II                        | 4/2/2012                                    |            |
| 31                            | MIAMI, COUNTY OF, OH PH II                      | 6/19/2012                                   |            |
| 32                            | EASTSIDE PUBLIC SAFETY COMM AGY, WA PH II       | 6/29/2012                                   |            |
| 33                            | Monroe, County of, NY                           | 8/6/2012                                    |            |
| 34                            | TUSCOLA, COUNTY OF, MI                          | 8/6/2012                                    |            |
| 35                            | MONTGOMERY, COUNTY OF, OH PH II                 | 8/21/2012                                   |            |
| 36                            | MICHIGAN STATE UNIVERSITY, MI PH II             | 9/5/2012                                    |            |
| 37                            | Geauga, County of, OH                           | 9/17/2012                                   |            |
| 38                            | SNOHOMISH COUNTY EMERGENCY RADIO SYSTEM PH II   | 9/21/2012                                   |            |
| 39                            | JACKSON, COUNTY OF, MI PH II                    | 9/26/2012                                   |            |
| 40                            | GROSSE POINTE FARMS CITY OF, MI PH II           | 10/10/2012                                  |            |
| 41                            | SNOHOMISH, COUNTY OF, WA PH II                  | 11/8/2012                                   |            |
| 42                            | SEATTLE, CITY OF, WA PH II                      | 11/26/2012                                  |            |
| 43                            | OSWEGO, COUNTY OF, NY PH II                     | 2/19/2013                                   |            |
| 44                            | LAPEER, COUNTY OF, MI PH II                     | 3/14/2013                                   |            |
| 45                            | Parma Heights, City of, OH PH II                | 5/30/2013                                   |            |
| 46                            | Genesee, County of, NY                          | 6/26/2013                                   |            |
| 47                            | COLUMBUS, CITY OF, OH PH II                     | 7/17/2013                                   |            |
| 48                            | MICHIGAN, STATE OF PH II                        | 10/22/2013                                  |            |
| 49                            | Wayne, County of, MI PH II                      | 2/5/2014                                    |            |
| 50                            | Cleveland, City of, OH                          | 3/26/2014                                   |            |

Appendix 8  
Summary of Stage 2 PFAs that have Closed, as of September 30, 2017

| Stage 2 PFAs                 |  |   |            |
|------------------------------|--|---|------------|
|                              | Deal Name  | TA Completion Certification<br>Receipt Date | Deal Count |
| 51                           | OHIO, STATE OF                                       | 3/26/2014                                   |            |
| 52                           | Lucas, County of, OH                                 | 3/31/2014                                   |            |
| 53                           | CLINTON, COUNTY OF, MI PH II                         | 4/23/2014                                   |            |
| 54                           | KING, COUNTY OF, WA PH II                            | 5/19/2014                                   |            |
| 55                           | WESTLAND, CITY OF, MI PH II                          | 5/28/2014                                   |            |
| 56                           | Summit County Ohio, OH PH II                         | 8/15/2014                                   |            |
| 57                           | Clinton, County of, NY                               | 9/8/2014                                    |            |
| 58                           | BROOK PARK, CITY OF, OH PH II                        | 9/30/2014                                   |            |
| 59                           | ANN ARBOR, CITY OF, MI                               | 12/17/2014                                  |            |
| 60                           | Ottawa, County of, OH                                | 8/16/2016                                   |            |
|                              | <b>Subtotal PFA count for Canadian Border Region</b> |   | <b>60</b>  |
| <b>Mexican Border Region</b> |  |   |            |
| 1                            | LOS ANGELES, COUNTY OF, CA PH II                     | 7/23/2014                                   |            |
| 2                            | CHANDLER, CITY OF, AZ                                | 10/8/2014                                   |            |
| 3                            | Cameron, County of, TX                               | 12/10/2014                                  |            |
| 4                            | LAS CRUCES, CITY OF, NM PH II                        | 1/6/2015                                    |            |
| 5                            | MESA, CITY OF  | 1/30/2015                                   |            |
| 6                            | ARIZONA, STATE OF PH II                              | 8/3/2015                                    |            |
| 7                            | Laredo, City of                                      | 9/4/2015                                    |            |
| 8                            | El Paso, City of                                     | 10/9/2015                                   |            |
| 9                            | McAllen City of                                      | 10/9/2015                                   |            |
| 10                           | Harlingen, City of                                   | 11/23/2015                                  |            |
| 11                           | LOS ANGELES UNIFIED SCHOOL DISTRICT, CA              | 12/11/2015                                  |            |
| 12                           | Phoenix, City of, AZ PH II Data System               | 12/28/2015                                  |            |
| 13                           | University of California - Santa Barbara PH II       | 1/6/2016                                    |            |
| 14                           | Yuma, City of, AZ PH II                              | 1/29/2016                                   |            |
| 15                           | BROWNSVILLE, CITY OF, TX PH II                       | 2/8/2016                                    |            |
| 16                           | SAN DIEGO, CITY OF, CA PH II                         | 4/13/2016                                   |            |
| 17                           | LOS ANGELES, CITY OF, CA PH II                       | 5/18/2016                                   |            |
| 18                           | LOS ANGELES, CITY OF, CA Police                      | 5/18/2016                                   |            |
| 19                           | MARANA, TOWN OF, AZ PH II                            | 5/23/2016                                   |            |
| 20                           | ORANGE, COUNTY OF, CA                                | 8/10/2016                                   |            |
| 21                           | EDINBURG, CITY OF, TX PH II                          | 8/26/2016                                   |            |
| 22                           | REGENTS OF THE UNIVERSITY OF CALIFORNIA              | 3/1/2017                                    |            |
|                              | <b>Subtotal PFA count for Mexican Border Region</b>  |   | <b>22</b>  |
| <b>Total PFAs</b>            |  |   | <b>504</b> |

# Appendix 8

Summary of FRAs for Licensees in the ESMR Band that have Closed, as of September 30, 2017

| FRAs for Licensees in the ESMR Band |   |   |            |
|-------------------------------------|---|---|------------|
|                                     | Deal Name                                     | TA Completion Certification<br>Receipt Date | Deal Count |
| <b>Wave 1</b>                       |   |   |            |
|                                     | Subtotal FRA count for Wave 1                 |   | 0          |
| <b>Wave 2</b>                       |   |   |            |
| 1                                   | C & W Communications ESMR swap                | 11/14/2014                                  |            |
|                                     | Subtotal FRA count for Wave 2                 |   | 1          |
| <b>Wave 3</b>                       |   |   |            |
| 1                                   | American Beeper Company LLC                   | 12/14/2011                                  |            |
| 2                                   | Salado, Freddy                                | 4/11/2013                                   |            |
| 3                                   | Davila, Jose                                  | 12/17/2013                                  |            |
| 4                                   | Canto, Lazaro J                               | 4/23/2014                                   |            |
| 5                                   | North Sight Communications                    | 2/13/2015                                   |            |
| 6                                   | Centro de Comunicaciones de Puerto Rico       | 9/30/2015                                   |            |
| 7                                   | Note Acquisitions                             | 5/9/2016                                    |            |
| 8                                   | R A Electronics & Communications              | 7/18/2016                                   |            |
|                                     | Subtotal FRA count for Wave 3                 |   | 8          |
| <b>Wave 4</b>                       |   |   |            |
|                                     | Subtotal FRA count for Wave 4                 |   | 0          |
| <b>Canadian Border Region</b>       |   |   |            |
|                                     | Subtotal FRA count for Canadian Border Region |   | 0          |
| <b>Mexican Border Region</b>        |   |   |            |
|                                     | Subtotal FRA count for Mexican Border Region  |   | 0          |
| <b>Total FRAs</b>                   |   |   | <b>9</b>   |

Appendix 8  
Summary of PFAs for Licensees in the ESMR Band that have Closed, as of September 30, 2017

| PFAs for Licensees in the ESMR Band |   |   |            |
|-------------------------------------|---|---|------------|
|                                     | Deal Name                                     | TA Completion Certification<br>Receipt Date | Deal Count |
| <b>Wave 1</b>                       |   |   |            |
|                                     | Subtotal PFA count for Wave 1                 |   | 0          |
| <b>Wave 2</b>                       |   |   |            |
|                                     | Subtotal PFA count for Wave 2                 |   | 0          |
| <b>Wave 3</b>                       |   |   |            |
| 1                                   | Salado, Freddy                                | 5/10/2012                                   |            |
| 2                                   | R A Electronics & Communications              | 12/4/2013                                   |            |
|                                     | Subtotal PFA count for Wave 3                 |   | 2          |
| <b>Wave 4</b>                       |   |   |            |
|                                     | Subtotal PFA count for Wave 4                 |   | 0          |
| <b>Canadian Border Region</b>       |   |   |            |
|                                     | Subtotal PFA count for Canadian Border Region |   | 0          |
| <b>Mexican Border Region</b>        |   |   |            |
|                                     | Subtotal PFA count for Mexican Border Region  |   | 0          |
| <b>Total PFAs</b>                   |   |   | <b>2</b>   |

Appendix 9  
Summary of Stage 1 FRAs that have not Closed, as of September 30, 2017

| Stage 1 FRAs with Physical Reconfiguration Activities Complete that have not Closed |  |  |            |
|---|--|--|------------|
|   | Deal Name  | Aging from Completion of Physical Reconfiguration Activities (In Months) | Deal Count |
| <b>Wave 1</b>   |  |  |            |
| 1   | DeLasaux Thomas                                      | 139.13   |            |
| 2   | Worcester, City of                                   | 134.33   |            |
| 3   | Boston, City of - Police (MA)                        | 77.77  |            |
| 4   | Fairfax County, VA (MW- COG)                         | 52.77  |            |
|   | <b>Subtotal FRA count for Wave 1</b>                 |  | <b>4</b>   |
| <b>Wave 2</b>   |  |  |            |
|   | <b>Subtotal FRA count for Wave 2</b>                 |  | <b>0</b>   |
| <b>Wave 3</b>   |  |  |            |
| 1   | BIBB, COUNTY OF, GA                                  | 107.23   |            |
| 2   | Liberty Communications, Inc.                         | 86.90  |            |
| 3   | DeKalb County Police Department, GA                  | 67.97  |            |
| 4   | PENSACOLA, CITY OF, FL                               | 62.80  |            |
| 5   | MIAMI BEACH, CITY OF, FL                             | 57.30  |            |
| 6   | MIRAMAR, CITY OF, FL                                 | 50.33  |            |
|   | <b>Subtotal FRA count for Wave 3</b>                 |  | <b>6</b>   |
| <b>Wave 4</b>   |  |  |            |
| 1   | ORLEANS PARISH SCHOOL BOARD, LA                      | 78.93  |            |
| 2   | LP Ganacias Enterprises, Inc                         | 75.10  |            |
| 3   | RANKIN, COUNTY OF, MS                                | 69.23  |            |
| 4   | JEFFERSON, PARISH OF, LA                             | 58.90  |            |
| 5   | SAINT JOHN THE BAPTIST, PARISH OF, LA                | 53.00  |            |
| 6   | Choice Phone ESMR rebanding                          | 49.73  |            |
|   | <b>Subtotal FRA count for Wave 4</b>                 |  | <b>6</b>   |
| <b>Canadian Border Region</b>   |  |  |            |
| 1   | United Telephone Company of Ohio                     | 76.33  |            |
| 2   | ArcelorMittal Cleveland Inc.                         | 68.77  |            |
| 3   | Continental Airlines, Inc.                           | 63.43  |            |
| 4   | Radio Service Company Canadian Rebanding             | 59.83  |            |
| 5   | The Boeing Company                                   | 46.33  |            |
|   | <b>Subtotal FRA count for Canadian Border Region</b> |  | <b>5</b>   |
| <b>Mexican Border Region</b>  |  |  |            |
| 1   | Mobile Relay Associates Rebanding                    | 36.50  |            |
| 2   | San Diego Gas & Electric Mexican Rebanding           | 36.50  |            |
| 3   | Hearthstone Enterprises Mexico Rebanding             | 36.27  |            |
| 4   | Third District Enterprises                           | 33.50  |            |
| 5   | Telephone Connection                                 | 32.70  |            |
| 6   | 3KFA, LLC  | 32.57  |            |
| 7   | CPC Arizona Holdings, Inc.                           | 32.10  |            |
| 8   | R&M Repeater   | 27.67  |            |
| 9   | J. Paul Getty Trust                                  | 24.90  |            |
| 10  | Southern California Edison Rebanding                 | 22.27  |            |
| 11  | AUTOMOBILE CLUB OF SOUTHERN CALIFORNIA               | 11.70  |            |
| 12  | Action Communications Inc.                           | 9.47   |            |
| 13  | COLTON UNIFIED SCHOOL DISTRICT                       | 8.07   |            |
| 14  | Morgan, William A Mexican Rebanding                  | 4.10   |            |
| 15  | Caterpillar Mexican Rebanding                        | 3.03   |            |
| 16  | American Wireless                                    | 0.27   |            |
|   | <b>Subtotal FRA count for Mexican Border Region</b>  |  | <b>16</b>  |
| <b>Total FRAs</b>   |  |  | <b>37</b>  |



Appendix 9  
Summary of Stage 2 FRAs that have not Closed, as of September 30, 2017

| Stage 2 FRAs with Physical Reconfiguration Activities Complete that have not Closed |  |  |            |
|---|--|--|------------|
|   | Deal Name  | Aging from Completion of Physical Reconfiguration Activities (In Months) | Deal Count |
| <b>Wave 1</b>   |  |  |            |
| 1   | University of California - Santa Cruz PH II            | 107.90   |            |
| 2   | CAMDEN, CITY OF, NJ PH II                              | 107.43   |            |
| 3   | Southern Nevada, RTC of                                | 105.63   |            |
| 4   | UNION, COUNTY OF, NJ PH II                             | 97.40  |            |
| 5   | Colorado, State of PH II                               | 89.67  |            |
| 6   | OLD BRIDGE, TOWNSHIP OF, NJ PH II                      | 88.30  |            |
| 7   | NASSAU, COUNTY OF, NY PH II                            | 87.80  |            |
| 8   | HAMILTON, COUNTY OF, IN PH II                          | 84.27  |            |
| 9   | ORANGE COUNTY SHERIFF, NY PH II                        | 83.57  |            |
| 10  | PORTLAND, CITY OF, ME PH II                            | 83.33  |            |
| 11  | Department of Correction, Massachusetts PH II          | 82.73  |            |
| 12  | BOSTON, CITY OF, MA PH II - POLICE                     | 77.77  |            |
| 13  | VANDERBURGH, COUNTY OF, IN PH II                       | 76.20  |            |
| 14  | Livermore, City of, CA PH II                           | 73.10  |            |
| 15  | SACRAMENTO, COUNTY OF, CA PH II                        | 71.03  |            |
| 16  | CHERRY HILL, TOWNSHIP OF, NJ PH II                     | 70.63  |            |
| 17  | Portland, City of, OR PH II                            | 68.23  |            |
| 18  | GREENWICH, TOWN OF, CT PH II                           | 67.50  |            |
| 19  | MANASSAS, CITY OF, VA PH II                            | 66.57  |            |
| 20  | MARYLAND, STATE OF PH II                               | 64.67  |            |
| 21  | NORWALK, CITY OF, CT PH II                             | 64.67  |            |
| 22  | Santa Clara, City of, CA PH II                         | 63.03  |            |
| 23  | NORFOLK, COUNTY OF, MA PH II                           | 62.60  |            |
| 24  | MASSACHUSETTS PORT AUTHORITY, MA PH II                 | 62.57  |            |
| 25  | WORCESTER, CITY OF, MA PH II                           | 62.00  |            |
| 26  | Boston Public Health Commission, City of, MA PH II     | 60.83  |            |
| 27  | GRUNDY E-911, COUNTY OF, IL PH II                      | 60.50  |            |
| 28  | DELAWARE, COUNTY OF, IN PH II                          | 59.33  |            |
| 29  | SUFFOLK, CITY OF, VA PH II                             | 59.30  |            |
| 30  | ESSEX, COUNTY OF, NJ PH II                             | 58.37  |            |
| 31  | MONTGOMERY, COUNTY OF, MD PH II                        | 58.20  |            |
| 32  | METRO WASHINGTON AIRPORTS AUTH (MWAA) PH II            | 56.97  |            |
| 33  | FAIRFAX, COUNTY OF, VA PH II                           | 54.17  |            |
| 34  | Chicago, City of, IL PH II Aviation                    | 53.37  |            |
| 35  | FREDERICK, COUNTY OF, MD PH II                         | 53.23  |            |
| 36  | ELGIN, CITY OF, IL PH II                               | 52.77  |            |
| 37  | PORTSMOUTH, CITY OF, VA PH II                          | 52.67  |            |
| 38  | BOSTON, CITY OF, MA PH II - Trunked System             | 51.83  |            |
| 39  | MASSACHUSETTS WATER RESOURCES AUTHORITY, MA PH II      | 51.47  |            |
| 40  | CHICAGO, CITY OF, IL PH II                             | 50.93  |            |
| 41  | MASSACHUSETTS, COMMONWEALTH OF PH II                   | 50.70  |            |
| 42  | CHARLES, COUNTY OF, MD PH II                           | 50.67  |            |
| 43  | Illinois, State of, PH II Public Safety Agency Network | 48.83  |            |
| 44  | CHESAPEAKE, CITY OF, VA PH II                          | 48.33  |            |
| 45  | UNION CITY, CITY OF, NJ PH II                          | 46.13  |            |
| 46  | INDIANA, STATE OF PH II                                | 45.63  |            |
| 47  | HARFORD COUNTY, MD, MD PH II                           | 42.97  |            |
| 48  | Chesterfield, County of, VA PH II Mutual Aid           | 42.83  |            |

Appendix 9  
Summary of Stage 2 FRAs that have not Closed, as of September 30, 2017

| Stage 2 FRAs with Physical Reconfiguration Activities Complete that have not Closed |   |  |            |
|---|---|--|------------|
|   | Deal Name   | Aging from Completion of Physical Reconfiguration Activities (In Months) | Deal Count |
| 49  | MONTGOMERY, COUNTY OF, PA PH II                   | 39.23  |            |
| 50  | CALVERT, COUNTY OF, MD PH II                      | 36.20  |            |
| 51  | CAPITAL REGION AIRPORT COMMISSION, VA PH II       | 34.00  |            |
| 52  | UPPER MARYLAND EASTERN SHORE CONSORTIUM, MD PH II | 33.97  |            |
| 53  | WORCESTER, COUNTY OF, MD PH II                    | 30.60  |            |
| 54  | RICHMOND, CITY OF, VA PH II                       | 16.23  |            |
| 55  | HENRICO, COUNTY OF, VA PH II                      | 15.67  |            |
| 56  | OAKLAND, CITY OF, CA PH II                        | 14.27  |            |
|   | <b>Subtotal FRA count for Wave 1</b>              |  | <b>56</b>  |
| <b>Wave 2</b>   |   |  |            |
| 1   | SAINT LOUIS, COUNTY OF, MN PH II                  | 112.03   |            |
| 2   | UNIVERSITY PARK, CITY OF, TX PH II                | 102.37   |            |
| 3   | CARROLLTON, CITY OF, TX PH II                     | 89.07  |            |
| 4   | Orange, City of, TX Ph II                         | 88.30  |            |
| 5   | POLK, COUNTY OF, IA PH II                         | 83.70  |            |
| 6   | LINCOLN, CITY OF, NE PH II                        | 81.93  |            |
| 7   | Tennessee, State of PH II (TEMA)                  | 80.60  |            |
| 8   | KNOX, COUNTY OF, TN PH II                         | 78.67  |            |
| 9   | BELL, COUNTY OF, TX PH II                         | 78.57  |            |
| 10  | LONGVIEW, CITY OF, TX PH II                       | 78.53  |            |
| 11  | Riley, County of, KS PH II                        | 78.20  |            |
| 12  | ARLINGTON, CITY OF, TX PH II                      | 75.20  |            |
| 13  | Conroe, City of, TX PH II                         | 72.70  |            |
| 14  | Sarpy, County of, NE PH II                        | 71.70  |            |
| 15  | WASHINGTON COUNTY SHERIFF DEPARTMENT, NE PH II    | 70.10  |            |
| 16  | GRAND PRAIRIE, CITY OF, TX PH II                  | 67.03  |            |
| 17  | OKLAHOMA CITY, CITY OF, OK PH II                  | 66.20  |            |
| 18  | COPPERAS COVE, CITY OF, TX PH II                  | 66.13  |            |
| 19  | GARLAND, CITY OF, TX PH II                        | 65.97  |            |
| 20  | DOUGLAS, COUNTY OF, NE PH II                      | 64.93  |            |
| 21  | KANSAS CITY, CITY OF, MO PH II                    | 63.97  |            |
| 22  | LLANO, COUNTY OF, TX PH II                        | 63.70  |            |
| 23  | MANSFIELD, CITY OF, TX PH II                      | 63.07  |            |
| 24  | Blanco County, TX PH II                           | 62.90  |            |
| 25  | BEDFORD, CITY OF, TX PH II                        | 60.93  |            |
| 26  | SEDGWICK, COUNTY OF, KS PH II                     | 60.93  |            |
| 27  | LITTLE ROCK, CITY OF, AR PH II                    | 60.27  |            |
| 28  | Shawnee, County of, KS PH II                      | 60.07  |            |
| 29  | RAYTOWN, CITY OF, MO PH II                        | 59.53  |            |
| 30  | WICHITA FALLS, CITY OF, TX PH II                  | 58.83  |            |
| 31  | Lee, County of, TX PH II                          | 58.60  |            |
| 32  | COLLIN, COUNTY OF, TX PH II                       | 58.43  |            |
| 33  | RICHARDSON, CITY OF, TX PH II                     | 56.63  |            |
| 34  | BRYAN, CITY OF, TX PH II                          | 56.57  |            |
| 35  | TRAVIS, COUNTY OF, TX PH II                       | 55.70  |            |
| 36  | IRVING, CITY OF, TX PH II                         | 55.47  |            |
| 37  | Kansas, State of, PH II                           | 54.30  |            |
| 38  | Bastrop, County of, Texas, TX PH II               | 53.80  |            |
| 39  | HOUSTON INDEPENDENT SCHOOL DISTRICT, TX PH II     | 53.80  |            |

Appendix 9  
Summary of Stage 2 FRAs that have not Closed, as of September 30, 2017

| Stage 2 FRAs with Physical Reconfiguration Activities Complete that have not Closed |   |  |            |
|---|---|--|------------|
|   | Deal Name   | Aging from Completion of Physical Reconfiguration Activities (In Months) | Deal Count |
| 40  | DALLAS, CITY OF, TX PH II                         | 52.77  |            |
| 41  | DENTON, COUNTY OF, TX PH II                       | 51.13  |            |
| 42  | Harris, County of, TX Ph II-Regional Radio System | 50.23  |            |
| 43  | EDMOND, CITY OF, OK PH II                         | 46.07  |            |
| 44  | NORMAN, CITY OF, OK PH II                         | 41.60  |            |
| 45  | TULSA, CITY OF, OK PH II                          | 38.07  |            |
| 46  | Arkansas, State of PH II                          | 29.47  |            |
| 47  | Oklahoma, State of PH II                          | 23.20  |            |
|   | <b>Subtotal FRA count for Wave 2</b>              |  | <b>47</b>  |
| <b>Wave 3</b>   |   |  |            |
| 1   | ONslow COUNTY OF, NC PH II                        | 102.50   |            |
| 2   | LOWndes, COUNTY OF, GA PH II                      | 89.27  |            |
| 3   | Iberville, Parish of, LA PH II OEP                | 88.50  |            |
| 4   | NEW ORLEANS, PORT OF PH II                        | 81.57  |            |
| 5   | NOXubEE, COUNTY OF, MS PH II                      | 79.03  |            |
| 6   | COBB, COUNTY OF, GA PH II MA                      | 78.43  |            |
| 7   | PUERTO RICO, COMMONWEALTH OF PH II                | 75.77  |            |
| 8   | Bossier, City of, LA PH II                        | 71.43  |            |
| 9   | MISSISSIPPI, STATE OF, DOC PH II                  | 70.83  |            |
| 10  | Puerto Rico State Police, PR PH II                | 69.60  |            |
| 11  | BAYAMON, MUNICIPAL GOVERNMENT OF, PR PH II        | 69.10  |            |
| 12  | Ascension, Parish Of, LA PH II                    | 68.63  |            |
| 13  | HARTSELLE, CITY OF, AL PH II                      | 68.50  |            |
| 14  | DELRAY BEACH, CITY OF, FL PH II                   | 65.63  |            |
| 15  | HUNTSVILLE, CITY OF, AL PH II                     | 65.20  |            |
| 16  | MECKLENBURG, COUNTY OF, NC PH II                  | 64.10  |            |
| 17  | LEE, COUNTY OF, FL PH II                          | 61.87  |            |
| 18  | Metropolitan Atlanta Rapid Trans Auth, GA PHII    | 61.63  |            |
| 19  | MARION, COUNTY OF, FL PH II                       | 60.93  |            |
| 20  | FLORENCE, COUNTY OF, SC PH II                     | 59.53  |            |
| 21  | HIGH POINT, CITY OF, NC PH II                     | 58.23  |            |
| 22  | Calcasieu Parish Communications District PH II    | 58.13  |            |
| 23  | RAPIDES, PARISH OF, LA PH II                      | 57.90  |            |
| 24  | New Orleans, City of, LA PH II                    | 56.33  |            |
| 25  | PLANTATION, CITY OF, FL PH II                     | 54.77  |            |
| 26  | BIRMINGHAM, CITY OF, AL PH II                     | 54.07  |            |
| 27  | JACKSON, CITY OF, MS PH II                        | 53.30  |            |
| 28  | HINDS, COUNTY OF, MS PH II                        | 52.77  |            |
| 29  | SALISBURY, CITY OF, NC PH II                      | 52.67  |            |
| 30  | Jefferson Parish SO, LA PH II Region 1            | 51.83  |            |
| 31  | VICKSBURG, CITY OF, MS PH II                      | 51.83  |            |
| 32  | PALM BEACH, COUNTY OF, FL PH II                   | 51.23  |            |
| 33  | SAINT CHARLES, PARISH OF, LA PH II                | 47.00  |            |
| 34  | Jefferson Parish SO, LA PH II                     | 46.00  |            |
| 35  | COBB, COUNTY OF, GA PH II                         | 42.87  |            |
| 36  | New Hanover, County of, NC PH II                  | 39.33  |            |
| 37  | THOMASVILLE, CITY OF, NC PH II                    | 35.53  |            |
| 38  | MIAMI-DADE, COUNTY OF, FL PH II                   | 33.77  |            |
| 39  | FAYETTEVILLE, CITY OF, NC PH II                   | 33.47  |            |

Appendix 9  
Summary of Stage 2 FRAs that have not Closed, as of September 30, 2017

| Stage 2 FRAs with Physical Reconfiguration Activities Complete that have not Closed |   |  |            |
|---|---|--|------------|
|   | Deal Name                                   | Aging from Completion of Physical Reconfiguration Activities (In Months) | Deal Count |
| 40  | PINELLAS, COUNTY OF, FL PH II               | 29.47  |            |
| 41  | WAKE, COUNTY OF, NC PH II                   | 25.33  |            |
| 42  | WINSTON SALEM, CITY OF, NC PH II            | 18.30  |            |
| 43  | NORTH CAROLINA, STATE OF PH II              | 11.00  |            |
| 44  | NORTH CAROLINA, STATE OF PH II              | 11.00  |            |
|   | <b>Subtotal FRA count for Wave 3</b>        |  | <b>44</b>  |
| <b>Wave 4</b>   |   |  |            |
| 1   | BEXAR METROPOLITAN WATER DISTRICT, TX PH II | 103.40   |            |
| 2   | MIDLAND, CITY OF, TX PH II                  | 101.57   |            |
| 3   | LIVE OAK, CITY OF, TX PH II                 | 95.23  |            |
| 4   | CORPUS CHRISTI, CITY OF, TX PH II           | 91.30  |            |
| 5   | SAN ANTONIO, CITY OF, TX PH II              | 77.83  |            |
| 6   | CALDWELL, COUNTY OF, TX PH II               | 71.73  |            |
| 7   | DAYTON, CITY OF, OH PH II                   | 70.80  |            |
| 8   | RENSSELAER, COUNTY OF, NY PH II             | 68.23  |            |
| 9   | Santa Fe, City of, NM PH II                 | 56.10  |            |
| 10  | WARREN, COUNTY OF, OH PH II                 | 53.83  |            |
| 11  | NEW MEXICO, STATE OF, NM PH II              | 53.57  |            |
| 12  | OXFORD, CITY OF, OH PH II                   | 45.63  |            |
|   | <b>Subtotal FRA count for Wave 4</b>        |  | <b>12</b>  |
| <b>Canadian Border Region</b>   |   |  |            |
| 1   | Geauga, County of, OH                       | 67.30  |            |
| 2   | Seattle City Light Canadian Rebanding       | 64.20  |            |
| 3   | Green, City of OH                           | 61.67  |            |
| 4   | Michigan State University                   | 59.57  |            |
| 5   | San Juan, County of, WA                     | 55.40  |            |
| 6   | Genesee, County of, MI                      | 53.97  |            |
| 7   | Canton, City of OH                          | 51.97  |            |
| 8   | Warren, City of, MI                         | 51.93  |            |
| 9   | Miami, County of, OH                        | 51.87  |            |
| 10  | Pickaway, County of, OH                     | 51.47  |            |
| 11  | Stark, County of, OH                        | 50.53  |            |
| 12  | Warren, City of, OH                         | 46.33  |            |
| 13  | Grosse Pointe Farms, City of, MI            | 45.40  |            |
| 14  | Parma Heights, City of, OH                  | 44.90  |            |
| 15  | Summit, County of, OH                       | 44.73  |            |
| 16  | Brook Park, City of, OH                     | 44.20  |            |
| 17  | Franklin, County of, OH                     | 43.77  |            |
| 18  | Ottawa, County of, OH                       | 41.17  |            |
| 19  | Orleans, County of, NY                      | 41.10  |            |
| 20  | Bellingham, City of, WA                     | 36.80  |            |
| 21  | Kitsap County Transit, WA                   | 31.37  |            |
| 22  | Puyallup, City of, WA                       | 20.43  |            |
| 23  | Port of Seattle, WA Canadian Rebanding      | 16.83  |            |
| 24  | Washington, State of                        | 11.13  |            |
| 25  | Eastside Public Safety Comm Agency, WA      | 10.13  |            |
| 26  | King, County of, WA                         | 8.07   |            |
| 27  | Seattle, City of, WA                        | 8.07   |            |
| 28  | Valley Communications Center, WA            | 8.07   |            |

Appendix 9  
Summary of Stage 2 FRAs that have not Closed, as of September 30, 2017

| Stage 2 FRAs with Physical Reconfiguration Activities Complete that have not Closed |  |  |            |
|---|--|--|------------|
|   | Deal Name  | Aging from Completion of Physical Reconfiguration Activities (In Months) | Deal Count |
|   | Subtotal FRA count for Canadian Border Region    |  | 28         |
| <b>Mexican Border Region</b>  |  |  |            |
| 1   | TORRANCE, CITY OF, CA                            | 36.90  |            |
| 2   | Tucson Airport Authority                         | 31.60  |            |
| 3   | FLAGSTAFF, CITY OF, AZ PH II                     | 30.73  |            |
| 4   | PASADENA, CITY OF, CA PH II                      | 28.73  |            |
| 5   | University of California - Riverside PH II       | 27.53  |            |
| 6   | LOS ANGELES, CITY OF, CA Police                  | 20.93  |            |
| 7   | SANTA BARBARA, COUNTY OF, CA PH II               | 18.10  |            |
| 8   | Roma CISD Transportation Dept                    | 16.80  |            |
| 9   | GILA RIVER INDIAN COMMUNITY, AZ PH II            | 16.40  |            |
| 10  | LOS ANGELES UNIFIED SCHOOL DISTRICT, CA          | 12.17  |            |
| 11  | VENTURA, COUNTY OF, CA PH II                     | 10.83  |            |
| 12  | ORANGE COUNTY TRANSPORTATION AUTHORITY, CA PH II | 10.57  |            |
| 13  | LOS ANGELES, COUNTY OF, CA PH II                 | 9.43   |            |
| 14  | MARICOPA, COUNTY OF, AZ PH II                    | 6.00   |            |
| 15  | Pascua Yaqui Tribe                               | 6.00   |            |
| 16  | Northern Arizona University                      | 4.47   |            |
| 17  | Tohono Oodham Nation of Arizona                  | 3.53   |            |
| 18  | LAKE ELSINORE UNIFIED SCHOOL DISTRICT, CA        | 3.17   |            |
| 19  | La Mesa Spring Valley School District            | 1.53   |            |
| 20  | Pima County Information Technology               | 1.30   |            |
|   | Subtotal FRA count for Mexican Border Region     |  | 20         |
| <b>Total FRAs</b>   |  |  | <b>207</b> |

Appendix 9  
Summary of Stage 2 PFAs that have not Closed, as of September 30, 2017

| Stage 2 PFAs that have not Closed |  |            |
|-----------------------------------|--|------------|
|                                   | Deal Name  | Deal Count |
| <b>Wave 1</b>                     |  |            |
| 1                                 | Colorado CallComm EA Swap                            |            |
| 2                                 | Fairfax County, VA - NCR Regional Coordination       |            |
| 3                                 | NORWALK, CITY OF, CT PH II                           |            |
| 4                                 | UNION CITY, CITY OF, NJ PH II                        |            |
|                                   | <b>Subtotal PFA count for Wave 1</b>                 | <b>4</b>   |
| <b>Wave 2</b>                     |  |            |
| 1                                 | TENNESSEE, STATE OF PH II                            |            |
|                                   | <b>Subtotal PFA count for Wave 2</b>                 | <b>1</b>   |
| <b>Wave 3</b>                     |  |            |
| 1                                 | JACKSON, CITY OF, MS PH II                           |            |
| 2                                 | Metropolitan Atlanta Rapid Transit Authority, GA P   |            |
|                                   | <b>Subtotal PFA count for Wave 3</b>                 | <b>2</b>   |
| <b>Wave 4</b>                     |  |            |
|                                   | <b>Subtotal PFA count for Wave 4</b>                 | <b>0</b>   |
| <b>Canadian Border Region</b>     |  |            |
| 1                                 | WASHINGTON, STATE OF                                 |            |
|                                   | <b>Subtotal PFA count for Canadian Border Region</b> | <b>1</b>   |
| <b>Mexican Border Region</b>      |  |            |
| 1                                 | CALIFORNIA, STATE OF PH II                           |            |
| 2                                 | Coachella Valley Water District                      |            |
| 3                                 | IRVINE, CITY OF, CA, CA PH II                        |            |
| 4                                 | Los Angeles, City of STRS system                     |            |
| 5                                 | MARICOPA, COUNTY OF, AZ PH II                        |            |
| 6                                 | Mission, City of                                     |            |
| 7                                 | PHARR, CITY OF, TX PH II                             |            |
| 8                                 | Pima County Information Technology                   |            |
| 9                                 | San Bernadino, County Of, CA PH II                   |            |
| 10                                | University of California - Riverside PH II           |            |
| 11                                | VENTURA, COUNTY OF, CA PH II                         |            |
| 12                                | Willacy, County of                                   |            |
|                                   | <b>Subtotal PFA count for Mexican Border Region</b>  | <b>12</b>  |
| <b>Total PFAs</b>                 |  | <b>20</b>  |

Appendix 9

Summary of FRAs for Licensees in the ESMR Band that have not Closed, as of September 30, 2017

| FRAs for Licensees in the ESMR Band with Physical Reconfiguration Activities Complete that have not Closed |                                    |  |            |
|--|------------------------------------|--|------------|
|  | Deal Name                          | Aging from Completion of Physical Reconfiguration Activities (In Months) | Deal Count |
| Wave 1   |                                    |  |            |
|  | Subtotal FRA count for Wave 1      |  | 0          |
| Wave 2   |                                    |  |            |
|  | Subtotal FRA count for Wave 2      |  | 0          |
| Wave 3   |                                    |  |            |
| 1  | Communications Leasing Corporation | 47.3   |            |
|  | Subtotal FRA count for Wave 3      |  | 1          |
| Wave 4   |                                    |  |            |
|  | Subtotal FRA count for Wave 4      |  | 0          |
| Total FRAs   |                                    |  | 1          |

Appendix 10  
800 MHz Transition Administrator, LLC  
Fees and Expenses through September 30, 2017

|                                       | Quarter Ending<br>March 31, 2017 | Quarter Ending<br>June 30, 2017 | Quarter Ending<br>September 30, 2017 | Year-to-Date       |
|---------------------------------------|----------------------------------|---------------------------------|--------------------------------------|--------------------|
| <b>Fees</b>                           |                                  |                                 |                                      |                    |
| Frequency Management                  | \$461,120                        | \$451,046                       | \$407,612                            | \$1,319,778        |
| Financial Management                  | \$1,302,372                      | \$948,876                       | \$289,354                            | \$2,540,602        |
| General Counsel/Regulatory Management | \$395,581                        | \$410,378                       | \$413,542                            | \$1,219,501        |
| Stakeholder Implementation Management | \$518,476                        | \$518,358                       | \$244,810                            | \$1,281,643        |
| TA Systems Support                    | \$115,500                        | \$121,000                       | \$121,000                            | \$357,500          |
| Program Management Support            | \$330,568                        | \$232,034                       | \$205,798                            | \$768,400          |
| Alternative Dispute Resolution        | \$117,269                        | \$110,682                       | \$69,312                             | \$297,262          |
| <i>Fees Subtotal</i>                  | \$3,240,885                      | \$2,792,373                     | \$1,751,426                          | \$7,784,685        |
| <b>Expenses</b>                       | \$130,536                        | \$79,610                        | \$66,153                             | \$276,299          |
| <b>Total Fees and Expenses</b>        | <b>\$3,371,421</b>               | <b>\$2,871,983</b>              | <b>\$1,817,580</b>                   | <b>\$8,060,984</b> |